



ADMINISTRATOR WORKSHOP

MARCH 2014



AGENDA

ADMINISTRATOR WORKSHOP

2014

Duration	Topic
09h30 - 10h00	Tea / registration
10h00 – 10h05	Workshop objectives
10h05 – 10h30	Annual returns - financial sections
10h30 – 11h00	Quarterly returns - financial sections
11h00 – 11h15	Proposal for incorporation of electronic signature
11h15 – 12h00	Review and changes on the non-financial section of the ASR: Demographic & utilisation data
12h00	Lunch



CIRCULAR

FOR RELEASE ON
2013/11/29

Reference : Annual Statutory Return
Contact : J. Scheepers
Telephone : 012 431 0519
Facsimile : 012 431 0619
E-mail : j.scheepers@medicalschemes.com
Date : 17 December 2013

Circular 55 of 2013: Main changes to the 2013 Annual Statutory Return

The purpose of this Circular is to provide a summary of the main changes to the 2013 Annual Statutory Return (click here <http://www.medicalschemes.com/files/Guidelines%20and%20Manuals/AnnualBlank2013.docx> to open the 2013 Word Document).

Medical schemes are also referred to the 2013 Annual Statutory Return Help File, for detailed guidance on the completion of the Annual Statutory Return. It should be noted that the first page of the Help File provides a summary of the main changes to the 2013 Annual Statutory Return online system. This document will however only be published upon the system going live on 1 March 2014.

The following constitutes a listing of the main changes to the 2013 Annual Statutory Return:

- Part 1.2 Benefit options
Details on registered Efficiency Discount Options should be disclosed.
- Part 1.4 Report of the Board of Trustees
Question 8 has been elaborated on, and now also requires details in respect registered efficiency discount options.

- Part 2.3.2 Age analysis of members as at the end of the financial year
The scheme is now required to provide information on the members' ages per benefit option; Part 2.3.1 still requires the information on a beneficiary level.
- Part 2.7.2 Number of beneficiaries with the following chronic diseases: Entry and verification criteria
Part 2.7.2 requires information on the number of beneficiaries per benefit option with specific chronic diseases based on the entry and verification criteria, compared to Part 2.7.1 which requires the same information based on prevalence.
- Part 2.7.3 Number of screening tests or procedures performed in respect of beneficiaries with the following chronic diseases
This part requires schemes to provide certain information on the diagnosis and management of specific chronic diseases. Again the information would be based on beneficiaries identified based on the entry and verification criteria.
- Part 3.6 Analysis of out-of-hospital costs
This part requires information in respect of consumables, equipment fees and procedure fees; split between the relevant medical professionals.
- Part 3.7 Total PMB expenditure paid per age band: in-hospital and out-of-hospital
Part 3.7 was amended to require information in respect of variances between the total PMB expenditure per benefit option (in-hospital and out-of-hospital) paid by the scheme, and the sum of the Diagnosis Treatment Pairs (DTP) and Chronic Disease List (CDL) expenditure as required in parts 3.8 and 3.9.
- Part 3.8 PMB expenditure in-hospital and out-of-hospital: by DTP condition
Part 3.8 was added to the return in order to collect data on the DTP expenditure paid by schemes.
- Part 3.9 PMB expenditure in-hospital and out-of-hospital: by CDL condition
Part 3.9 was added to the return in order to collect data on the CDL expenditure paid by schemes.
- Part 4.7 Other non-current liabilities
Part 4.7 was amended to allow schemes to provide details on its non-current post-retirement benefits.
- Part 4.11.2 Managed care: healthcare services (no transfer of risk) – paid and reported
The previous year's information is now automatically pulled through. Schemes do however have the option to edit the amounts; following which the reasons for the restatement(s) would need to be supplied.
- Part 4.12 Managed care: management services
Provision is now also made for contracts with the co-administrator and its related parties.
- Part 4.13: Net (income)/expenses from other risk transfer arrangements (excluding commercial reinsurance contracts):
The previous year's information is now automatically pulled through. Schemes do however have the option to edit the amounts; following which the reasons for the restatement(s) would need to be supplied.
- Part 4.16.2 Advertising and marketing expenditure
The previous year's information is now automatically pulled through. Schemes do however have the option to edit the amounts; following which the reasons for the restatement(s) would need to be supplied.

- Part 6.3 Results of the efficiency discount options

The scheme would need to provide high level results for each registered efficiency discount option (refer to the changes made to Part 1.2 above), including membership statistics.

- Part 9(a): Assets held in the Republic in terms of Regulation 30 in conjunction with Annexure B to the Regulations of the Medical Schemes Act 131 of 1998

Primary and secondary drop-downs had been added to category 2 and 4 assets. The scheme would now need to select the institution name first, before drilling down into the security codes.

The scheme would also now be able to select multiple entries from the drop-downs.

The Board of Trustees are now also required to sign off on Part 9(a); declaring that the disclosure of the assets adheres to the requirements imposed by Explanatory Note 8, that the assets were correctly categorised in terms of Annexure B, and that all non-compliance matters had been reported.



Tebogo Maziya
Head: Financial Supervision Unit
Council for Medical Schemes

Medical Scheme:
Ref No.:
Financial Year End:



ANNUAL STATUTORY RETURN IN TERMS OF
SECTION 37 OF THE MEDICAL SCHEMES ACT 131
OF 1998

Medical Scheme:
Financial Year End: 31 December 2013



ANNUAL STATUTORY RETURN IN TERMS OF SECTION 37 OF THE MEDICAL SCHEMES ACT 131 OF 1998 INDEX

Part	Contents
Part 1.1	Details of medical scheme & certification of return
Part 1.2	Benefit options
Part 1.3.1	Board of Trustees
Part 1.3.2	Training attended
Part 1.4	Report of the Board of Trustees
Part 2.1	Membership at the end of the financial year
Part 2.2	Number of registered members and dependants at the end of each month
Part 2.3.1	Age analysis of beneficiaries as at end of the financial year
Part 2.3.2	Age analysis of members as at end of the financial year
Part 2.4.1	Member movement
Part 2.4.2	Age analysis of member movement for the financial year
Part 2.5	Waiting periods
Part 2.6	Utilisation
Part 2.7.1	Number of beneficiaries with the following chronic diseases: prevalence
Part 2.7.2	Number of beneficiaries with the following chronic diseases: entry and verification criteria
Part 2.7.3	Number of screening tests or procedures in respect of beneficiaries with the following chronic diseases (based on the entry and verification criteria)
Part 2.8	Utilisation of services by medical and dental specialists
Part 2.9	Utilisation of services by supplementary and allied health professionals
Part 2.10	Utilisation of other benefit services
Part 2.11	Utilisation of medicines
Part 2.12	Distribution of membership at end of the financial year
Part 2.13	Utilisation of private hospitals by age group and gender
Part 2.14	Utilisation of public hospitals by age group and gender
Part 2.15	Utilisation of hospitals in respect of selected principal diagnosis types per ICD10 codes
Part 3.1	Analysis of benefits actually paid during the financial year
Part 3.2	Analysis of medical and dental specialists
Part 3.3	Analysis of supplementary and allied health professionals
Part 3.4	Analysis of other benefits
Part 3.5	Analysis of total benefits paid in respect of selected principal diagnosis types per ICD10 codes
Part 3.6	Analysis of out-of-hospital costs
Part 3.7	Total PMB expenditure paid per age band: in-hospital and out-of-hospital
Part 3.8	PMB expenditure in-hospital and out-of-hospital: by DTP condition (amount claimed vs amount paid)
Part 3.9	PMB expenditure in-hospital and out-of-hospital: by CDL condition (amount claimed vs amount paid)



ANNUAL STATUTORY RETURN IN TERMS OF SECTION 37 OF THE MEDICAL SCHEMES ACT 131 OF 1998 INDEX

Part	Contents
Part 4	Notes to the financial statements
Part 4.1	Property, plant and equipment
Part 4.2	Investments
Part 4.3(a)	Trade and other receivables
Part 4.3(b)	Analysis of movement in respect of risk transfer arrangements assets
Part 4.4	Cash and cash equivalents
Part 4.5.1	Personal medical savings account trust liability
Part 4.5.2	Personal medical savings account trust investment
Part 4.6	Borrowings
Part 4.7	Other non-current liabilities
Part 4.8	Trade and other payables
Part 4.9	Outstanding claims provision
Part 4.10	Risk contribution income
Part 4.11.1	Relevant healthcare expenditure
Part 4.11.2	Managed care: healthcare services (no transfer of risk) – paid and reported
Part 4.12	Managed care: management services
Part 4.13	Net (income)/expense from other risk transfer arrangements (excluding commercial reinsurance contracts)
Part 4.14	Net (income)/expense from risk transfer arrangements: commercial reinsurance contracts
Part 4.15(a)	Broker services fees
Part 4.15(b)	Other distribution costs
Part 4.16.1	Administration expenses
Part 4.16.2	Advertising and marketing expenditure
Part 4.17	Trustee remuneration and considerations
Part 4.18	Provision for impaired losses at year-end
Part 4.19	Other investment income
Part 4.20	Other realised and unrealised gains/(losses)
Part 4.21	Own facility surplus/(deficit)
Part 4.22	Finance costs
Part 4.23	Net surplus/(deficit) per benefit option
Part 4.24	Guarantees supplied to registrar in terms of the act
Part 4	Notes to the financial statements (Cont.)
Part 4.25	Guarantees and suretyships for third party liabilities (including contingent liabilities)
Part 4.26	Related party transactions
Part 5	Statement of financial position
Part 6.1	Statement of comprehensive income



ANNUAL STATUTORY RETURN IN TERMS OF SECTION 37 OF THE MEDICAL SCHEMES ACT 131 OF 1998 INDEX

Part	Contents
Part 6.2	Monthly statement of net healthcare result
Part 6.3	Results of the efficiency discount options
Part 7	Statement of changes in funds and reserves
Part 7.1	Accumulated funds
Part 7.2	Revaluation reserve (financial instruments)
Part 7.3	Revaluation reserve (property, plant and equipment)
Part 7.4	Reserves set aside for specific purposes
Part 7.5	Other reserves
Part 8	Cash flow statement
Part 9(a)	Assets held in the republic in terms of Regulation 30 (Annexure B)
Part 9(b)	Assets held in the republic in terms of Regulation 30 (Annexure B)
Part 10	Minimum accumulated funds to be maintained
Part 10.1	Cumulative net gains on the re-measurement of properties and investments through the income statement
Part 10.2	Solvency ratio
Part 11	Report by the auditors
Part 11(a)	ISA 800 audit report in terms of Sections 36, 37 and 39 on parts 4 to 10 of the annual statutory return
Part 11(b)	ISAE 3000 limited assurance report in terms of Section 36 of the Act - compliance

Medical Scheme:
Ref No.:
Financial Year End:



PART 1.1

DETAILS OF MEDICAL SCHEME AND CERTIFICATION OF RETURN

Name of Medical Scheme:	
Type of Scheme:	
Type of Administration:	
Change in Administrator:	<input type="checkbox"/> Yes <input type="checkbox"/> No
Previous Administrator:	
Change in Administrator Effective From:	dd/mm/yyyy
Amalgamated:	<input type="checkbox"/> Yes <input type="checkbox"/> No
Medical Scheme Amalgamated with:	
Amalgamation Effective From:	dd/mm/yyyy
Liquidated:	<input type="checkbox"/> Yes <input type="checkbox"/> No
Liquidation Effective From:	dd/mm/yyyy
Under Curatorship:	<input type="checkbox"/> Yes <input type="checkbox"/> No
Curatorship Effective From:	dd/mm/yyyy
Name Change:	<input type="checkbox"/> Yes <input type="checkbox"/> No
Previous Name:	
Name Change Effective From:	dd/mm/yyyy
Financial Period End:	31 December 2013
Ref No.:	
1. Initials and Surname of Principal Officer:	
1.1 Postal Address:	
1.2 Telephone Number:	
1.3 Cell Phone Number:	
1.4 Fax:	
1.5 E-mail Address:	
2. Initials and Surname of Chairperson:	
2.1 Postal Address:	
2.2 Telephone Number:	
2.3 Cell Phone Number:	
2.4 Fax:	
2.5 E-mail Address:	
3. Initials and Surname of Trustee Signatory:	
3.1 Postal Address:	
3.2 Telephone Number:	

Medical Scheme:
Ref No.:
Financial Year End:



PART 1.1 DETAILS OF MEDICAL SCHEME AND CERTIFICATION OF RETURN

3.3 Cell Phone Number:	
3.4 Fax:	
3.5 E-mail Address:	
4. Registered Office of the Medical Scheme in the RSA (Physical Address):	
4.1 Postal Address:	
4.2 Telephone Number:	
4.3 Fax:	
4.4 Website Address:	
4.5 E-mail Address:	
5. Name of Administrator:	
5.1 Postal Address:	
5.2 Telephone Number:	
5.3 Fax:	
5.4 Website Address:	
5.5 E-mail Address:	
5a. Name of Administrator's CEO:	
5a.1 Postal Address:	
5a.2 Telephone Number:	
5a.3 Fax:	
5a.4 E-mail Address:	
6. Name of Co-Administrator:	
6.1 Postal Address:	
6.2 Telephone Number:	
6.3 Fax:	
6.4 Website Address:	
6.5 E-mail Address:	
6a. Name of Co-Administrator's CEO:	
6a.1 Postal Address:	
6a.2 Telephone Number:	
6a.3 Fax:	
6a.4 E-mail Address:	

Medical Scheme:
Ref No.:
Financial Year End:



PART 1.1

DETAILS OF MEDICAL SCHEME AND CERTIFICATION OF RETURN

7. Person (Fund manager) Responsible for the Medical Scheme:	
7.1 Telephone Number:	
7.2 Cell phone Number:	
7.3 Fax:	
7.4 E-mail Address:	
8. Name of Person Responsible for the Completion of the Return:	
8.1 Telephone Number:	
8.2 Cell phone Number:	
8.3 Fax:	
8.4 E-mail Address:	
9.1. Auditors:	
9.1.1 Name of Audit Firm:	
9.1.2 Initials and Surname of the Responsible Partner(s):	
9.1.3 Telephone Number:	
9.1.4 Cell phone Number:	
9.1.5 Fax:	
9.1.6 E-mail Address:	
9.2. Auditors:	
9.2.1 Name of Audit Firm:	
9.2.2 Initials and Surname of the Responsible Partner(s):	
9.2.3 Telephone Number:	
9.2.4 Cell phone Number:	
9.2.5 Fax:	
9.2.6 E-mail Address:	
10. Initials and Surname of the Liquidator:	
10.1 Telephone Number:	
10.2 Cell phone Number:	
10.3 Fax:	
10.4 Email Address:	
10. Initials and Surname of the Curator:	
10.1 Telephone Number:	
10.2 Cell phone Number:	

Medical Scheme:
Ref No.:
Financial Year End:



PART 1.1 DETAILS OF MEDICAL SCHEME AND CERTIFICATION OF RETURN

10.3 Fax:	
10.4 Email Address:	

We, the undersigned, certify that, to the best of our knowledge, the particulars contained in this return are extracted from the books, records and reconcile to the audited Annual Financial Statements of the scheme and that the information is correct.

Principal Officer:	
Signature:	
Date:	
Chairperson:	
Signature:	
Date:	
Trustee Signatory:	
Signature:	
Date:	

Medical Scheme:
Ref No.:
Financial Year End:



PART 1.2 BENEFIT OPTIONS

Number of benefit options reported on:		
Registered Benefit Options	Efficiency Discount Options	Efficiency Discount Option Names
	Yes	

Medical Scheme:
Ref No.:
Financial Year End:



PART 1.3.1 BOARD OF TRUSTEES

Number of Board of Trustees:	
List Board of Trustees by name	

Medical Scheme:
Ref No.:
Financial Year End:



PART 1.3.2 TRAINING ATTENDED

Board of Trustees	Details of Training Attended
List Board of Trustees by name	



PART 1.4 REPORT OF THE BOARD OF TRUSTEES

	Answer
GENERAL	
1. Has there been a change in accounting policies?	<input type="checkbox"/> Yes <input type="checkbox"/> No
Please provide full details.	
2. Has there been a change in accounting estimates?	<input type="checkbox"/> Yes <input type="checkbox"/> No
Please provide full details.	
3. Has any company/institution/person to your knowledge received or dealt with the contributions of the scheme otherwise than in terms of Sections 26(6) and 26(7)?	<input type="checkbox"/> Yes <input type="checkbox"/> No
Please provide full details.	
4. Are transfers to and from reserves fully disclosed in the attached financial statements?	<input type="checkbox"/> Yes <input type="checkbox"/> No
Please provide full details.	
5. Does the scheme have fidelity guarantee and professional indemnity insurance cover in terms of the Act?	<input type="checkbox"/> Yes <input type="checkbox"/> No
Please provide full details.	
6. Were any contract(s) in place during the financial year in respect of inter alia the following services provided to the members of the scheme:	
(a). Managed care: management services	<input type="checkbox"/> Yes <input type="checkbox"/> No
(i). With the administrator and its related parties	<input type="checkbox"/> Yes <input type="checkbox"/> No
(ii). With the co-administrator and its related parties	<input type="checkbox"/> Yes <input type="checkbox"/> No
(iii). With other third parties	<input type="checkbox"/> Yes <input type="checkbox"/> No
Name (specify)	
(b). Managed care: healthcare benefits: no transfer of risk	<input type="checkbox"/> Yes <input type="checkbox"/> No
Name (specify)	Previous year Current year
<i>Details of managed care: healthcare benefits - no transfer of risks contracts are pulled through from the "Current year" column in the previous year's return.</i>	
(c). Risk transfer arrangements during previous and current financial year	<input type="checkbox"/> Yes <input type="checkbox"/> No
Name (specify)	Previous year Current year
<i>Details of risk transfer arrangements are pulled through from the "Current year" column in the previous year's return.</i>	
(d). Commercial re-insurance	<input type="checkbox"/> Yes <input type="checkbox"/> No
Name (specify)	
(e). Administration agreements	<input type="checkbox"/> Yes <input type="checkbox"/> No
Name (specify)	
<i>Details of administrator and co-administrator are pulled through from Part 1.1.</i>	
(f). Brokerage agreements	<input type="checkbox"/> Yes <input type="checkbox"/> No
(g). Marketing / advertising agreements	<input type="checkbox"/> Yes <input type="checkbox"/> No
Name (specify)	Previous year Current year
<i>Details of marketing / advertising agreements are pulled through from the "Current year" column in the previous year's return.</i>	



PART 1.4 REPORT OF THE BOARD OF TRUSTEES

				Answer
(h). Investment managers				<input type="checkbox"/> Yes <input type="checkbox"/> No
Name (specify)	Investment vehicle	Notice period applicable, and possible penalties incurred upon immediate liquidation		
(i). Other				<input type="checkbox"/> Yes <input type="checkbox"/> No
Name (specify)				
7. Did the Scheme prepare consolidated annual financial statements?				<input type="checkbox"/> Yes <input type="checkbox"/> No
Name of consolidated party (specify)	% holding	Nature of relationship	Specify (where applicable)	
Please ensure that copies of all the parties consolidated annual financial statements are submitted to the Council for Medical Schemes.				
8(a). Does the scheme make use of diagnostic coding?				<input type="checkbox"/> Yes <input type="checkbox"/> No
What systems are used?				
8(b). Does the scheme make use of surgical procedure codes?				<input type="checkbox"/> Yes <input type="checkbox"/> No
What systems are used?				
8(c). Did the scheme operate any unregistered options?				<input type="checkbox"/> Yes <input type="checkbox"/> No
Please provide full details.				
8(d). Has the scheme been granted exemption from Section 29(1)(n) in terms of Section 8(h) to operate efficiency discount options?				<input type="checkbox"/> Yes <input type="checkbox"/> No
Please provide full details.				
TECHNICAL PROVISIONS AND INTERNAL SYSTEMS				
9(a). Are underwriting, financial and investments results which can be relied upon for making management decisions, available timeously?				<input type="checkbox"/> Yes <input type="checkbox"/> No
9(b). How frequently are these results available?				
10. Are these results generally available for the calculation of provisions?				<input type="checkbox"/> Yes <input type="checkbox"/> No
Please provide full details.				
11. Is sufficient reliable data available for the calculation of provisions?				<input type="checkbox"/> Yes <input type="checkbox"/> No
Please provide full details.				
12(a). Has the basis for calculating provisions been changed from the past?				<input type="checkbox"/> Yes <input type="checkbox"/> No
12(b). Are provisions calculated monthly/quarterly/half yearly/annually?				Monthly/Quarterly/Half yearly/Annually
Please provide full details to the methodology used.				
13. Has an independent person verified the adequacy of provisions?				<input type="checkbox"/> Yes <input type="checkbox"/> No
Please provide name, date and qualification.				



PART 1.4 REPORT OF THE BOARD OF TRUSTEES

	Answer
ASSET COVER	
14(a). Are any assets encumbered in terms of section 35 (6)(a)?	<input type="checkbox"/> Yes <input type="checkbox"/> No
Please provide full details.	
14(b). Are any assets held by another person on behalf of the scheme in terms of section 35(6)(b) ?	<input type="checkbox"/> Yes <input type="checkbox"/> No
Please provide full details.	
14(c). Has there been any direct or indirect borrowing of money in terms of section 35(6)(c)?	<input type="checkbox"/> Yes <input type="checkbox"/> No
Please provide full details.	
14(d). Has any suretyship been given in terms of section 35(6)(d)?	<input type="checkbox"/> Yes <input type="checkbox"/> No
Please provide full details.	
15(a). Has any asset been revalued during the year under review?	<input type="checkbox"/> Yes <input type="checkbox"/> No
15(b). Name, date and qualification of valuator.	
15(c). Whether it was done internally or externally.	Internally/Externally
15(d). Other detail.	
16. Are all assets of the Scheme or title thereto held by the scheme in terms of section 26 and Regulation 24?	<input type="checkbox"/> Yes <input type="checkbox"/> No
Please provide full details.	
17(a). Do the notes to the financial statements fully include contingent liabilities?	<input type="checkbox"/> Yes <input type="checkbox"/> No
Please provide full details.	
17(b). Does the scheme have any issued guarantees?	<input type="checkbox"/> Yes <input type="checkbox"/> No
Please provide full details.	
INVESTMENTS	
18. Are all investments made in accordance with proper authority from the Management Board/Committee?	<input type="checkbox"/> Yes <input type="checkbox"/> No
Please provide full details.	
19. Does the Scheme hold any investment in the business of any other medical scheme, participating employer group, the administrator of the Scheme or any person associated with the parties mentioned?	<input type="checkbox"/> Yes <input type="checkbox"/> No
Please provide full details.	
20. Did the Scheme grant a loan to any other medical scheme, participating employer group, the administrator of the Scheme or any person associated with the parties mentioned?	<input type="checkbox"/> Yes <input type="checkbox"/> No
Please provide full details.	
21. Are appropriate systems in place to enable the frequent and effective monitoring of investments?	<input type="checkbox"/> Yes <input type="checkbox"/> No
Please provide full details.	



PART 1.4 REPORT OF THE BOARD OF TRUSTEES

	Answer
22. Are the total assets in compliance with Annexure B?	<input type="checkbox"/> Yes <input type="checkbox"/> No
Please provide full details.	
GOVERNANCE	
23. Have there been any developments after the year end, which have a significant effect on the financial soundness of the Scheme?	<input type="checkbox"/> Yes <input type="checkbox"/> No
Please provide full details.	
24. Have there been any developments in respect of possible amalgamations, liquidation, and de-registration of the Scheme?	<input type="checkbox"/> Yes <input type="checkbox"/> No
Please provide full details (i.e. the name of scheme (amalgamating with) and the effective date (if finalised).	
25. Did the Board/Committee meet as frequently as determined by the rules of the scheme?	<input type="checkbox"/> Yes <input type="checkbox"/> No
Please provide full details.	
26. After having taken all reasonable steps to obtain the necessary information, the Management Board/Committee hereby reports to the Registrar that:	<input type="checkbox"/> Yes <input type="checkbox"/> No
(a). The internal controls and systems of the Scheme are designed to provide reasonable assurance as to the integrity and reliability of the published financial statements.	<input type="checkbox"/> Yes <input type="checkbox"/> No
(b). Such controls and systems are based on established written policies and procedures and are implemented by trained, skilled personnel whose duties have been segregated appropriately.	<input type="checkbox"/> Yes <input type="checkbox"/> No
(c). The controls are monitored by the Scheme and that all employees are required to maintain the highest ethical standards in ensuring that the business practices of the Scheme are conducted in a manner that, in all reasonable circumstances, is beyond reproach.	<input type="checkbox"/> Yes <input type="checkbox"/> No
(d). It is confirmed that nothing has come to their attention to indicate that any material malfunctioning of the aforementioned controls, procedures or systems had occurred during the year under review.	<input type="checkbox"/> Yes <input type="checkbox"/> No
(e). It is confirmed that there is no reason to believe that the medical scheme will not be a going concern in the year ahead.	<input type="checkbox"/> Yes <input type="checkbox"/> No
If the answer to any of the above is No, provide full details.	
27. When the administration of the Scheme is contracted to a third party the Management Committee/Board should qualify questions 26 (a)-(e) as such and obtain and append a letter of comfort from the Administrator in response to this information.	<input type="checkbox"/> Yes <input type="checkbox"/> No
28. Does the audit committee's composition adhere to the requirements of Sections 36(10) and 36(11)?	<input type="checkbox"/> Yes <input type="checkbox"/> No
Please provide full details.	
29. Does the scheme have an internal dispute resolution committee?	<input type="checkbox"/> Yes <input type="checkbox"/> No

Medical Scheme:
Ref No.:
Financial Year End:



PART 1.4
REPORT OF THE BOARD OF TRUSTEES

	Answer
29(a). How many matters served before the scheme's internal dispute resolution committee?	
29(b). How many matters were resolved by the scheme's internal dispute resolution committee?	
29(c). How is the decisions made by the scheme's internal dispute resolution committee communicated to the member?	
29(a). Kindly provide reasons as to why the scheme does not have an internal dispute resolution committee?	

Medical Scheme:
Ref No.:
Financial Year End:



PART 2 MEMBERSHIP

PART 2.1 MEMBERSHIP AT THE END OF THE FINANCIAL YEAR

	Benefit Options	Members	Adult Dependants	Child Dependants	Beneficiaries	Dependant Ratio
2.1.1						
2.1.2						
2.1.2	<i>Consolidated Total</i>					

Please provide the reasons, should the members and/or adult and/or child dependants be zero for any option:

Please provide the reasons, and action to be taken, should the principal members be less than 6 000 members:



PART 2.2

NUMBER OF REGISTERED MEMBERS AND DEPENDANTS AT THE END OF EACH MONTH

	Month	Members	Adult Dependants	Child Dependants	Beneficiaries	Dependant Ratio
2.2.1	January					
2.2.2	February					
2.2.3	March					
2.2.4	April					
2.2.5	May					
2.2.6	June					
2.2.7	July					
2.2.8	August					
2.2.9	September					
2.2.10	October					
2.2.11	November					
2.2.12	December	Part 2.1.2 - Consolidated total of Members	Part 2.1.2 - Consolidated total of Adult Dependents	Part 2.1.2 - Consolidated total of Child Dependents		
2.2.13	Average					

Please provide the reasons if the members and/or adult dependants and/or child dependants are zero in any month:



PART 2.3.1 AGE ANALYSIS OF BENEFICIARIES AS AT END OF THE FINANCIAL YEAR

		Consolidated Total		Per Benefit Option	Per Benefit Option
		Male	Female	Male	Female
2.3.1.1	Less than one year				
2.3.1.2	1-4 years				
2.3.1.3	5-9 years				
2.3.1.4	10-14 years				
2.3.1.5	15-19 years				
2.3.1.6	20-24 years				
2.3.1.7	25-29 years				
2.3.1.8	30-34 years				
2.3.1.9	35-39 years				
2.3.1.10	40-44 years				
2.3.1.11	45-49 years				
2.3.1.12	50-54 years				
2.3.1.13	55-59 years				
2.3.1.14	60-64 years				
2.3.1.15	65-69 years				
2.3.1.16	70-74 years				
2.3.1.17	75-79 years				
2.3.1.18	80-84 years				
2.3.1.19	85 years +				
2.3.1.20	Total				
	Cumulative Total				
	65 Years + Ratio				
	Average Age per Beneficiary				

Please provide the reasons, should the total males or females be zero for any option:

--

Medical Scheme:
Ref No.:
Financial Year End:



PART 2.3.2 AGE ANALYSIS OF MEMBERS AS AT END OF THE FINANCIAL YEAR

		Consolidated Total		Per Benefit Option	Per Benefit Option
		Male	Female	Male	Female
2.3.2.1	Less than one year				
2.3.2.2	1-4 years				
2.3.2.3	5-9 years				
2.3.2.4	10-14 years				
2.3.2.5	15-19 years				
2.3.2.6	20-24 years				
2.3.2.7	25-29 years				
2.3.2.8	30-34 years				
2.3.2.9	35-39 years				
2.3.10	40-44 years				
2.3.2.11	45-49 years				
2.3.2.12	50-54 years				
2.3.2.13	55-59 years				
2.3.2.14	60-64 years				
2.3.2.15	65-69 years				
2.3.2.16	70-74 years				
2.3.2.17	75-79 years				
2.3.2.18	80-84 years				
2.3.2.19	85 years +				
2.3.2.20	Total				
	Cumulative Total				
	65 Years + Ratio				
	Average Age per Member				

Medical Scheme:
Ref No.:
Financial Year End:



PART 2.4.1 MEMBER MOVEMENT

		Number of New Members Joining the Scheme			Number of New Dependants Joining the Scheme	Number of Members Leaving the Scheme	Number of Dependants Leaving the Scheme
		Number of Members Transferring from Other Schemes	Number of Members not Transferring from Other Schemes	Total			
2.4.1.1	January						
2.4.1.2	February						
2.4.1.3	March						
2.4.1.4	April						
2.4.1.5	May						
2.4.1.6	June						
2.4.1.7	July						
2.4.1.8	August						
2.4.1.9	September						
2.4.1.10	October						
2.4.1.11	November						
2.4.1.12	December						
2.4.1.13	Total						



PART 2.4.2

AGE ANALYSIS OF MEMBER MOVEMENT FOR THE FINANCIAL YEAR

		Number of New Members Joining the Scheme	Number of New Dependants Joining the Scheme	Number of Members Leaving the Scheme	Number of Dependants Leaving the Scheme
2.4.2.1	Less than one year				
2.4.2.2	1-4 years				
2.4.2.3	5-9 years				
2.4.2.4	10-14 years				
2.4.2.5	15-19 years				
2.4.2.6	20-24 years				
2.4.2.7	25-29 years				
2.4.2.8	30-34 years				
2.4.2.9	35-39 years				
2.4.2.10	40-44 years				
2.4.2.11	45-49 years				
2.4.2.12	50-54 years				
2.4.2.13	55-59 years				
2.4.2.14	60-64 years				
2.4.2.15	65-69 years				
2.4.2.16	70-74 years				
2.4.2.17	75-79 years				
2.4.2.18	80-84 years				
2.4.2.19	85 years +				
2.4.2.20	<i>Total</i>				

Please provide the reasons for the inclusion of members in the category: Less than one year



PART 2.5 WAITING PERIODS

		Number of New Beneficiaries to whom General Waiting Periods were Imposed		Number of New Beneficiaries to whom Pre-existing Condition Exclusions were Imposed		Number of New Beneficiaries to whom Late Joiner Penalties were Imposed	
		New Beneficiaries	Transferred Beneficiaries	New Beneficiaries	Transferred Beneficiaries	New Beneficiaries	Transferred Beneficiaries
2.5.1	Less than one year					0	0
2.5.2	1-4 years					0	0
2.5.3	5-9 years					0	0
2.5.4	10-14 years					0	0
2.5.5	15-19 years					0	0
2.5.6	20-24 years					0	0
2.5.7	25-29 years					0	0
2.5.8	30-34 years					0	0
2.5.9	35-39 years						
2.5.10	40-44 years						
2.5.11	45-49 years						
2.5.12	50-54 years						
2.5.13	55-59 years						
2.5.14	60-64 years						
2.5.15	65-69 years						
2.5.16	70-74 years						
2.5.17	75-79 years						
2.5.18	80-84 years						
2.5.19	85 years +						
2.5.20	Total						

Please provide reasons why no general waiting periods were imposed
Please provide reasons why no pre-existing condition exclusions were imposed
Please provide reasons why no late joiner penalties were imposed



PART 2.6 UTILISATION

		Current Year	Previous Year
2.6.1	<i>Primary and emergency care services</i>		
2.6.1.1	Number of beneficiaries visiting GPs at least once a year		Part 2.6 Current year column Previous Year return
2.6.1.2	Total number of visits to GPs		
2.6.1.3	Number of beneficiaries visiting dentists at least once a year		
2.6.1.4	Total number of visits to dentists		
2.6.1.5	Number of beneficiaries visiting private nurses at least once a year		
2.6.1.6	Total number of visits to private nurses		
2.6.1.7	Number of beneficiaries enrolled in primary care networks		
2.6.2	<i>Private Hospitals - beneficiaries:</i>		
2.6.2.1	Total number of outpatient visits		Part 2.6 Current year column Previous Year return
2.6.2.2	Number of inpatient admissions		
2.6.2.3	Number of same-day inpatients		
2.6.2.4	Total number of inpatient admissions for Medical cases		
2.6.2.5	Total number of inpatient admissions for Surgical cases		
2.6.2.6	Total number of inpatient admissions for Maternity cases		
2.6.2.7	Total number of inpatient admissions for Cathlab cases		
2.6.2.8	Total number of beneficiaries admitted as inpatients		
2.6.2.9	Number of beneficiaries admitted for Prescribed Minimum Benefits		
2.6.2.10	Number of beneficiaries admitted at Day clinics/ unattached operating theatres (disciplines 76 and 77)		
2.6.2.11	Number of beneficiaries receiving MRI scans		
2.6.2.12	Number of beneficiaries receiving MRI scans repetitions within 28 days		
2.6.2.13	Number of beneficiaries receiving MRI scans repetitions within 3 months		
2.6.2.14	Number of MRI scans administered		
2.6.2.15	Number of beneficiaries receiving CT scans		
2.6.2.16	Number of CT scans administered		
2.6.2.17	Number of births		Part 2.6.2.18 (Previous Year Return: Current year column) Number of births
2.6.2.18	Number of live births		Part 2.6.2.19 (Previous Year Return: Current year column) Number of live births
2.6.2.19	Number of caesarean sections performed		Part 2.6.2.20 (Previous Year Return: Current year column) Number of caesarean sections performed
2.6.2.20	Number of births to women between 12 and 18 years		Part 2.6.2.21 (Previous Year Return: Current year column) Number of births to women between 12 and 18 years



PART 2.6 UTILISATION

		Current Year	Previous Year
2.6.2.21	Number of mammograms paid for		Part 2.6.2.22 (Previous Year Return: Current year column) Number of mammograms paid for
2.6.2.22	Number of pap smears paid for		Part 2.6.2.23 (Previous Year Return: Current year column) Number of pap smears paid for
2.6.2.23	Number of deaths		Part 2.6.2.24 (Previous Year Return: Current year column) Number of deaths
2.6.2.24	Number of beneficiaries receiving PET scans		Part 2.6.2.25 (Previous Year Return: Current year column) Number of beneficiaries receiving PET scans
2.6.2.25	Number of PET scans administered		Part 2.6.2.26 (Previous Year Return: Current year column) Number of PET scans administered
2.6.2.26	Number of beneficiaries receiving angiograms		Part 2.6.2.27 (Previous Year Return: Current year column) Number of beneficiaries receiving angiograms
2.6.2.27	Number of angiograms administered		Part 2.6.2.28 (Previous Year Return: Current year column) Number of angiograms administered
2.6.2.28	Number of beneficiaries receiving bone density scans		Part 2.6.2.29 (Previous Year Return: Current year column) Number of beneficiaries receiving bone density scans
2.6.2.29	Number of bone density scans administered		Part 2.6.2.30 (Previous Year Return: Current year column) Number of bone density scans administered
2.6.2.30	Number of inpatient days		Part 2.6.2.31 (Previous Year Return: Current year column) Number of inpatient days
2.6.2.31	Number of admissions to ICU		Part 2.6.2.32 (Previous Year Return: Current year column) Number of admissions to ICU



PART 2.6 UTILISATION

		Current Year	Previous Year
2.6.2.32	Number of inpatient days in ICU		Part 2.6.2.33 (Previous Year Return: Current year column) Number of inpatient days in ICU
2.6.2.33	Number of admissions to High Care		Part 2.6.2.34 (Previous Year Return: Current year column) Number of admissions to High Care
2.6.2.34	Number of inpatient days in High Care		Part 2.6.2.35 (Previous Year Return: Current year column) Number of inpatient days in High Care
2.6.2.35	Number of admissions to General Ward		Part 2.6.2.36 (Previous Year Return: Current year column) Number of admissions to General Ward
2.6.2.36	Number of inpatient days in General Ward		Part 2.6.2.37 (Previous Year Return: Current year column) Number of inpatient days in General Ward
2.6.2.37	Number of admissions to Emergency Unit		Part 2.6.2.38 (Previous Year Return: Current year column) Number of admissions to Emergency Unit
2.6.2.38	Number of beneficiaries admitted for Renal Dialysis		Part 2.6.2.39 (Previous Year Return: Current year column) Number of beneficiaries admitted for Renal Dialysis
2.6.2.39	Number of beneficiaries enrolled in hospital networks		Part 2.6.2.40 (Previous Year Return: Current year column) Number of beneficiaries enrolled in hospital networks
2.6.3	<i>Public Hospitals - beneficiaries:</i>		Part 2.6 Current year column Previous Year return
2.6.3.1	Total number of outpatient visits		
2.6.3.2	Number of inpatient admissions		
2.6.3.3	Number of same-day inpatients		
2.6.3.4	Total number of inpatient admissions for Medical cases		
2.6.3.5	Total number of inpatient admissions for Surgical cases		
2.6.3.6	Total number of inpatient admissions for Maternity cases		
2.6.3.7	Total number of inpatient admissions for Cathlab cases		
2.6.3.8	Total number of beneficiaries admitted as inpatients		Part 2.6 Current year column Previous Year return
2.6.3.9	Number of beneficiaries admitted for Prescribed Minimum Benefits		



PART 2.6 UTILISATION

		Current Year	Previous Year
2.6.3.10	Number of beneficiaries admitted at Day clinics/ unattached operating theatres (disciplines 76 and 77)		
2.6.3.11	Number of beneficiaries receiving MRI scans		
2.6.3.12	Number of beneficiaries receiving MRI scans repetitions within 28 days		
2.6.3.13	Number of beneficiaries receiving MRI scans repetitions within 3 months		
2.6.3.14	Number of MRI scans administered		
2.6.3.15	Number of beneficiaries receiving CT scans		
2.6.3.16	Number of CT scans administered		
2.6.3.17	Number of births		Part 2.6.3.18 (Previous Year Return: Current year column) Number of births
2.6.3.18	Number of live births		Part 2.6.3.19 (Previous Year Return: Current year column) Number of live births
2.6.3.19	Number of caesarean sections performed		Part 2.6.3.20 (Previous Year Return: Current year column) Number of caesarean sections performed
2.6.3.20	Number of births to women between 12 and 18 years		Part 2.6.3.21 (Previous Year Return: Current year column) Number of births to women between 12 and 18 years
2.6.3.21	Number of mammograms paid for		Part 2.6.3.22 (Previous Year Return: Current year column) Number of mammograms paid for
2.6.3.22	Number of pap smears paid for		Part 2.6.3.23 (Previous Year Return: Current year column) Number of pap smears paid for
2.6.3.23	Number of deaths		Part 2.6.3.24 (Previous Year Return: Current year column) Number of deaths
2.6.3.24	Number of beneficiaries receiving PET scans		Part 2.6.3.25 (Previous Year Return: Current year column) Number of beneficiaries receiving PET scans
2.6.3.25	Number of PET scans administered		Part 2.6.3.26 (Previous Year Return: Current year column) Number of PET scans administered
2.6.3.26	Number of beneficiaries receiving angiograms		Part 2.6.3.27 (Previous Year



PART 2.6 UTILISATION

		Current Year	Previous Year
			Return: Current year column) Number of beneficiaries receiving angiograms
2.6.3.27	Number of angiograms administered		Part 2.6.3.28 (Previous Year Return: Current year column) Number of angiograms administered
2.6.3.28	Number of beneficiaries receiving bone density scans		Part 2.6.3.29 (Previous Year Return: Current year column) Number of beneficiaries receiving bone density scans
2.6.3.29	Number of bone density scans administered		Part 2.6.3.30 (Previous Year Return: Current year column) Number of bone density scans administered
2.6.3.30	Number of inpatient days		Part 2.6.3.31 (Previous Year Return: Current year column) Number of inpatient days
2.6.3.31	Number of beneficiaries admitted to ICU		Part 2.6.3.32 (Previous Year Return: Current year column) Number of admissions to ICU
2.6.3.32	Number of inpatient days in ICU		Part 2.6.3.33 (Previous Year Return: Current year column) Number of inpatient days in ICU
2.6.3.33	Number of beneficiaries admitted to High Care		Part 2.6.3.34 (Previous Year Return: Current year column) Number of admissions to High Care
2.6.3.34	Number of inpatient days in High Care		Part 2.6.3.35 (Previous Year Return: Current year column) Number of inpatient days in High Care
2.6.3.35	Number of beneficiaries admitted to General Ward		Part 2.6.3.36 (Previous Year Return: Current year column) Number of admissions to General Ward
2.6.3.36	Number of inpatient days in General Ward		Part 2.6.3.37 (Previous Year Return: Current year column) Number of inpatient days in General Ward
2.6.3.37	Number of beneficiaries admitted to Emergency Unit		Part 2.6.3.38 (Previous Year Return: Current year column)

Medical Scheme:
Ref No.:
Financial Year End:



PART 2.6 UTILISATION

		Current Year	Previous Year
			Number of admissions to Emergency Unit
2.6.3.38	Number of beneficiaries admitted for Renal Dialysis		Part 2.6.3.39 (Previous Year Return: Current year column) Number of beneficiaries admitted for Renal Dialysis

Please provide the reasons for any changes made to the prior year data:
Please provide reasons for the significant changes in utilisation experienced in respect of the following items: (Lines listed)



PART 2.7.1
NUMBER OF BENEFICIARIES WITH THE FOLLOWING CHRONIC DISEASES:
PREVALENCE

	Name of disease	Consolidated		Per Benefit Option	
		Current Year	Previous Year	Current Year	Previous Year
2.7.1.1	Addison's Disease				Part 2.7 Per benefit option Current year column Previous Year return
2.7.1.2	Asthma				
2.7.1.3	Bipolar Mood Disorder				
2.7.1.4	Bronchiectasis				
2.7.1.5	Cardiac Failure				
2.7.1.6	Cardiomyopathy Disease				
2.7.1.7	Chronic Obstructive Pulmonary Disease				
2.7.1.8	Chronic Renal Disease				
2.7.1.9	Coronary Artery Disease				
2.7.1.10	Crohn's Disease				
2.7.1.11	Diabetes Insipidus				
2.7.1.12	Diabetes Mellitus Type 1				
2.7.1.13	Diabetes Mellitus Type 2				
2.7.1.14	Dysrhythmias				
2.7.1.15	Epilepsy				
2.7.1.16	Glaucoma				
2.7.1.17	Haemophilia				
2.7.1.18	HIV				
2.7.1.19	Hyperlipidaemia				
2.7.1.20	Hypertension				
2.7.1.21	Hypothyroidism				
2.7.1.22	Multiple Sclerosis				
2.7.1.23	Parkinson's Disease				
2.7.1.24	Rheumatoid Arthritis				
2.7.1.25	Schizophrenia				
2.7.1.26	Systemic Lupus Erythematosus				
2.7.1.27	Ulcerative Colitis				

Please provide the reasons for any changes made to the prior year data:

--



PART 2.7.2
NUMBER OF BENEFICIARIES WITH THE FOLLOWING CHRONIC DISEASES: ENTRY AND VERIFICATION CRITERIA

	Name of disease	Consolidated		Per Benefit Option	
		Current Year	Previous Year	Current Year	Previous Year
2.7.2.1	Addison's Disease				
2.7.2.2	Asthma				
2.7.2.3	Bipolar Mood Disorder				
2.7.2.4	Bronchiectasis				
2.7.2.5	Cardiac Failure				
2.7.2.6	Cardiomyopathy Disease				
2.7.2.7	Chronic Obstructive Pulmonary Disease				
2.7.2.8	Chronic Renal Disease				
2.7.2.9	Coronary Artery Disease				
2.7.2.10	Crohn's Disease				
2.7.2.11	Diabetes Insipidus				
2.7.2.12	Diabetes Mellitus Type 1				
2.7.2.13	Diabetes Mellitus Type 2				
2.7.2.14	Dysrhythmias				
2.7.2.15	Epilepsy				
2.7.2.16	Glaucoma				
2.7.2.17	Haemophilia				
2.7.2.18	HIV				
2.7.2.19	Hyperlipidaemia				
2.7.2.20	Hypertension				
2.7.2.21	Hypothyroidism				
2.7.2.22	Multiple Sclerosis				
2.7.2.23	Parkinson's Disease				
2.7.2.24	Rheumatoid Arthritis				
2.7.2.25	Schizophrenia				
2.7.2.26	Systemic Lupus Erythematosus				
2.7.2.27	Ulcerative Colitis				

PART 2.7.3
NUMBER OF SCREENING TESTS OR PROCEDURES PERFORMED IN RESPECT OF BENEFICIARIES WITH THE
FOLLOWING CHRONIC DISEASES
(BASED ON THE ENTRY AND VERIFICATION CRITERIA)

	Name of disease	Screening test / Procedure	Consolidated		Per Benefit Option	
			Current Year	Previous Year	Current Year	Previous Year
2.7.3.1.1	Asthma	Lung Function Test (FEV1)				
2.7.3.1.2		Peak Flow				
2.7.3.1.3		Nebulisation				
2.7.3.1.4		Chest X-ray				
2.7.3.1.5		Ige Specific Antibody Titre Elisa/Emit				
2.7.3.2.1	Cardiac Failure	ECG (Electrocardiogram)				
2.7.3.2.2		Echo Cardiogram				
2.7.3.2.3		Chest X-Ray				
2.7.3.2.4		Serum Electrolytes				
2.7.3.2.5		Creatinine				
2.7.3.2.6		Full Blood Count				
2.7.3.2.7		Serum Glucose				
2.7.3.2.8		Total Cholesterol				
2.7.3.2.9		Urine Analysis				
2.7.3.2.10		Thyroid Function				
2.7.3.2.11		Drug Monitoring				
2.7.3.3.1	Cardiomyopathy Disease	ECG (Electrocardiogram)				
2.7.3.3.2		Chest X-Ray				
2.7.3.3.3		Echo Cardiogram				
2.7.3.3.4		Creatinine				



PART 2.7.3
NUMBER OF SCREENING TESTS OR PROCEDURES PERFORMED IN RESPECT OF BENEFICIARIES WITH THE
FOLLOWING CHRONIC DISEASES
(BASED ON THE ENTRY AND VERIFICATION CRITERIA)

	Name of disease	Screening test / Procedure	Consolidated		Per Benefit Option	
			Current Year	Previous Year	Current Year	Previous Year
2.7.3.3.5		Drug Monitoring levels for approved medication				
2.7.3.3.6		Prothrombin Index (PI)				
2.7.3.3.7		Drug Monitoring				
2.7.3.3.8		Biopsy				
2.7.3.3.9		Serum Electrolytes				
2.7.3.4.1	Chronic Renal Disease	Creatinine				
2.7.3.4.2		Serum Calcium				
2.7.3.4.3		Serum Phosphates				
2.7.3.4.4		Uric Acid				
2.7.3.4.5		Serum Parathyroid Hormone (PTH)				
2.7.3.4.6		Serum Electrolytes				
2.7.3.4.7		Full Blood Count				
2.7.3.4.8		Urine Protein / Creatinine Ratio				
2.7.3.5.1	Diabetes Mellitus Type 1	Fasting Blood Glucose				
2.7.3.5.2		Glucose Tolerance Test				
2.7.3.5.3		Random Glucose				
2.7.3.5.4		Total cholesterol				
2.7.3.5.5		ECG (Electrocardiogram)				
2.7.3.5.6		Microalbuminuria				



PART 2.7.3
NUMBER OF SCREENING TESTS OR PROCEDURES PERFORMED IN RESPECT OF BENEFICIARIES WITH THE
FOLLOWING CHRONIC DISEASES
(BASED ON THE ENTRY AND VERIFICATION CRITERIA)

	Name of disease	Screening test / Procedure	Consolidated		Per Benefit Option	
			Current Year	Previous Year	Current Year	Previous Year
2.7.3.5.7		HBA1c				
2.7.3.5.8		Lipogram				
2.7.3.5.9		Fundus Examination				
2.7.3.5.10		Potassium				
2.7.3.5.11		Creatinine				
2.7.3.6.1	Diabetes Mellitus Type 2	Fasting Blood Glucose				
2.7.3.6.2		Glucose Tolerance Test				
2.7.3.6.3		Random Glucose				
2.7.3.6.4		Total Cholesterol				
2.7.3.6.5		ECG (Electrocardiogram)				
2.7.3.6.6		Microalbuminuria				
2.7.3.6.7		HBA1c				
2.7.3.6.8		Lipogram				
2.7.3.6.9		Fundus Examination				
2.7.3.7.1	Dysrhythmias	ECG (Electrocardiogram)				
2.7.3.7.2		Prothrombin Index (PI)				
2.7.3.7.3		Drug Monitoring Levels				
2.7.3.7.4		Cardioversion				
2.7.3.7.5		Pacemakers				
2.7.3.7.6		Electrophysiological Studies				
2.7.3.8.1	Epilepsy	EEG (Electroencephalography)				



PART 2.7.3
NUMBER OF SCREENING TESTS OR PROCEDURES PERFORMED IN RESPECT OF BENEFICIARIES WITH THE
FOLLOWING CHRONIC DISEASES
(BASED ON THE ENTRY AND VERIFICATION CRITERIA)

	Name of disease	Screening test / Procedure	Consolidated		Per Benefit Option	
			Current Year	Previous Year	Current Year	Previous Year
2.7.3.8.2		Drug Monitoring Levels				
2.7.3.9.1	Hyperlipidaemia	Fasting Plasma Total Cholesterol				
2.7.3.9.2		Lipid Profile				
2.7.3.9.3		ECG				
2.7.3.9.4		Potassium				
2.7.3.10.1	Hypertension	Blood Pressure Monitoring (including 24 hour ambulatory BP monitoring)				
2.7.3.10.2		Urine Analysis (Dipstick)				
2.7.3.10.3		Chest X-ray				
2.7.3.10.4		ECG (Electrocardiogram)				
2.7.3.10.5		Serum Electrolytes				
2.7.3.10.6		Serum Creatinine				
2.7.3.10.7		Blood Glucose				
2.7.3.10.8		Potassium				
2.7.3.10.9		Chol/HDL/LDL/Trig				

Please provide the reasons why the following screening tests / procedures were not performed:

--

Medical Scheme:
Ref No.:
Financial Year End:

PART 2.8

UTILISATION OF SERVICES BY MEDICAL AND DENTAL SPECIALISTS

	Health Professional (BHF PCNS Discipline code)	Total Number of Visits to Specialists	Number of Beneficiaries Visiting at Least Once Per Year
	<i>Medical Specialists:</i>		
2.8.1	Dermatologists (12)		
2.8.2	Obstetricians & Gynaecologists (16)		
2.8.3	Pulmonologists (17)		
2.8.4	Specialist Physicians (18)		
2.8.5	Gastroenterologists (19)		
2.8.6	Neurologists (20)		
2.8.7	Cardiologists (21)		
2.8.8	Psychiatrists (22)		
2.8.9	Medical Oncologists (23)		
2.8.10	Neurosurgeons (24)		
2.8.11	Nuclear Medicine Specialists (25)		
2.8.12	Ophthalmologists (26)		
2.8.13	Clinical Haematologists (27)		
2.8.14	Orthopaedic Surgeons (28)		
2.8.15	Otorhinolaryngologists (30)		
2.8.16	Rheumatologists (31)		
2.8.17	Paediatricians (32)		
2.8.18	Paediatric Cardiologists (33)		
2.8.19	Physical Medicine Specialists (34)		
2.8.20	Plastic & Reconstructive Surgeons (36)		
2.8.21	Radiation Oncologists (40)		
2.8.22	Surgeons (42)		
2.8.23	Cardiothoracic Surgeons (44)		
2.8.24	Urologists (46)		
2.8.25	Specialist Family Medicine (15)		
	<i>Clinical Support Specialists:</i>		
2.8.26	Anaesthetists (10)		
2.8.27	Diagnostic Radiologists (38)		
2.8.28	Pathologists (48)		
2.8.29	Other Medical or Clinical Support Specialists (specify)		
	<i>Dental Professionals:</i>		
2.8.30	Dental Therapists (95)		
2.8.31	Dental Technicians (93)		
2.8.32	Maxilla, Facial & Oral Surgeons (62)		
2.8.33	Oral Pathologists (98)		
2.8.34	Orthodontists (64)		
2.8.35	Periodontists (92)		
2.8.36	Prosthodontists (94)		



PART 2.9

UTILISATION OF SERVICES BY SUPPLEMENTARY AND ALLIED HEALTH PROFESSIONALS

	Health Professional (BHF PCNS Discipline code)	Total Number of Visits to Supplementary and Allied Health Professionals	Number of Beneficiaries Visiting at Least Once Per Year
2.9.1	Art Therapists (67)		
2.9.2	Audiologists (82)		
2.9.3	Biokineticists (75-009)		
2.9.4	Clinical / Medical / Laboratory Technologists (75)		
2.9.5	Dieticians (84)		
2.9.6	Hearing Aid Acousticians (83)		
2.9.7	Medical Scientists (69)		
2.9.8	Occupational Therapists (66)		
2.9.9	Optometrists (70)		
2.9.10	Orthoptists (74)		
2.9.11	Pharmacists (60)		
2.9.12	Physiotherapists (72)		
2.9.13	Podiatrists / Chiropodists (68)		
2.9.14	Psychologists (86)		
2.9.15	Radiographers (39)		
2.9.16	Registered Nurses (88)		
2.9.17	Social Workers (89)		
2.9.18	Speech Therapists (82)		
	<i>Complementary Medicine Practitioners:</i>		
2.9.19	Acupuncturists & Chinese Medicine Practitioners (105)		
2.9.20	Ayurvedic Practitioners (104)		
2.9.21	Chiropractors & Osteopaths (04 & 102)		
2.9.22	Homeopaths (08)		
2.9.23	Naturopaths & Phytotherapists (101 & 103)		
2.9.24	Therapeutic Aromatherapists (106) / Reflexologists (108) / Massage (107)		
2.9.25	Community Dentistry (96)		
2.9.26	Nurses Institute (80)		
2.9.27	Orthotist and Prosthetist (87)		
2.9.28	Psychometry (85)		
2.9.29	Registered Counsellor (81)		
2.9.30	Dispensing Optometrists (71)		
2.9.31	Other Supplementary & Allied Health Professionals (specify)		



PART 2.10 UTILISATION OF OTHER BENEFIT SERVICES

	Benefit Service (BHF PCNS Discipline Code)	Total Number of Claims from Beneficiaries	Number of Beneficiaries Who Submitted at Least One Claim
2.10.1	Ambulance Services - Basic Life Support (13)		
2.10.2	Ambulance Services - Intermediate Life Support (11)		
2.10.3	Ambulance Services - Advanced Life Support (09)		
2.10.4	Blood and Blood Product Couriers (03)		
2.10.5	Blood Transfusion Services (78)		
2.10.6	Clinical Services - Oxygen Supplier (90-001)		
2.10.7	Clinical Services - Appliance Supplier (90-002/007/013/014)		
2.10.8	Clinical Services - Prosthetic Supplier (90-003/004/005/006)		
2.10.9	Clinical Services - Other (90-008/009/010/011/012)		
2.10.10	Community Health Services (97)		
2.10.11	Drug and Alcohol Rehabilitation (47)		
2.10.12	Group Practice (50)		
2.10.13	Hospice (79)		
2.10.14	Mental Health Institutions (55)		
2.10.15	Sub Acute Facilities/Step Down Facilities (49)		
2.10.16	Private Rehabilitation Hospital (Acute) (059)		
2.10.17	Prosthetic Supplier (58, 57, 77)		
2.10.18	Other Benefit Services (specify)		

Medical Scheme:
Ref No.:
Financial Year End:



PART 2.11 UTILISATION OF MEDICINES

		Total Number of Scripts Filled	Total Number of Items Dispensed
2.11.1	<i>In Hospital:</i>		
2.11.1.1	Medicines dispensed by Pharmacists		
2.11.1.2	Medicines dispensed by General Practitioners		
2.11.1.3	Medicines dispensed by Medical Specialists		
2.11.1.4	Medicines dispensed by Supplementary and Allied Health Professionals		
2.11.1.5	Medicines dispensed by Other Health Professionals		
2.11.2	<i>Out-of-Hospital:</i>		
2.11.2.1	Medicines dispensed by Pharmacists		
2.11.2.2	Medicines dispensed by General Practitioners		
2.11.2.3	Medicines dispensed by Medical Specialists		
2.11.2.4	Medicines dispensed by Supplementary and Allied Health Professionals		
2.11.2.5	Medicines dispensed by Other Health Professionals		



PART 2.12 DISTRIBUTION OF MEMBERSHIP AT END OF FINANCIAL YEAR

	Province	Members	Adult Dependants	Child Dependants	Beneficiaries
2.12.1	Gauteng				
2.12.2	Limpopo				
2.12.3	Mpumalanga				
2.12.4	North West				
2.12.5	Free State				
2.12.6	Kwa-Zulu Natal				
2.12.7	Western Cape				
2.12.8	Eastern Cape				
2.12.9	Northern Cape				
2.12.10	Outside the Republic				
2.12.11	<i>Total</i>				

Please indicate how the scheme is collecting the data for this part:

	Members	Adult Dependants	Child Dependants
Private Postal Address	<input type="checkbox"/> Yes	<input type="checkbox"/> Yes	<input type="checkbox"/> Yes
Business Postal Address	<input type="checkbox"/> Yes	<input type="checkbox"/> Yes	<input type="checkbox"/> Yes
Employer (Pay Point)	<input type="checkbox"/> Yes	<input type="checkbox"/> Yes	<input type="checkbox"/> Yes
Residential Address	<input type="checkbox"/> Yes	<input type="checkbox"/> Yes	<input type="checkbox"/> Yes
Other (specify)			



PART 2.13
UTILISATION OF PRIVATE HOSPITALS BY AGE GROUP AND GENDER

	Age group	Number of beneficiaries admitted as inpatients	Number of inpatient admissions	Number of inpatient days
	<i>Female:</i>			
2.13.1.1	Less than one year			
2.13.1.2	1-4 years			
2.13.1.3	5-9 years			
2.13.1.4	10-14 years			
2.13.1.5	15-19 years			
2.13.1.6	20-24 years			
2.13.1.7	25-29 years			
2.13.1.8	30-34 years			
2.13.1.9	35-39 years			
2.13.1.10	40-44 years			
2.13.1.11	45-49 years			
2.13.1.12	50-54 years			
2.13.1.13	55-59 years			
2.13.1.14	60-64 years			
2.13.1.15	65-69 years			
2.13.1.16	70-74 years			
2.13.1.17	75-79 years			
2.13.1.18	80-84 years			
2.13.1.19	85 years +			
2.13.1.20	<i>Subtotal</i>			



PART 2.13
UTILISATION OF PRIVATE HOSPITALS BY AGE GROUP AND GENDER

	Age group	Number of beneficiaries admitted as inpatients	Number of inpatient admissions	Number of inpatient days
	<i>Male:</i>			
2.13.2.1	Less than one year			
2.13.2.2	1-4 years			
2.13.2.3	5-9 years			
2.13.2.4	10-14 years			
2.13.2.5	15-19 years			
2.13.2.6	20-24 years			
2.13.2.7	25-29 years			
2.13.2.8	30-34 years			
2.13.2.9	35-39 years			
2.13.2.10	40-44 years			
2.13.2.11	45-49 years			
2.13.2.12	50-54 years			
2.13.2.13	55-59 years			
2.13.2.14	60-64 years			
2.13.2.15	65-69 years			
2.13.2.16	70-74 years			
2.13.2.17	75-79 years			
2.13.2.18	80-84 years			
2.13.2.19	85 years +			
2.13.2.20	<i>Subtotal</i>			



PART 2.14
UTILISATION OF PUBLIC HOSPITALS BY AGE GROUP AND GENDER

	Age group	Number of beneficiaries admitted as inpatients	Number of inpatient admissions	Number of inpatient days
	<i>Female:</i>			
2.14.1.1	Less than one year			
2.14.1.2	1-4 years			
2.14.1.3	5-9 years			
2.14.1.4	10-14 years			
2.14.1.5	15-19 years			
2.14.1.6	20-24 years			
2.14.1.7	25-29 years			
2.14.1.8	30-34 years			
2.14.1.9	35-39 years			
2.14.1.10	40-44 years			
2.14.1.11	45-49 years			
2.14.1.12	50-54 years			
2.14.1.13	55-59 years			
2.14.1.14	60-64 years			
2.14.1.15	65-69 years			
2.14.1.16	70-74 years			
2.14.1.17	75-79 years			
2.14.1.18	80-84 years			
2.14.1.19	85 years +			
2.14.1.20	<i>Subtotal</i>			



PART 2.14

UTILISATION OF PUBLIC HOSPITALS BY AGE GROUP AND GENDER

	Age group	Number of beneficiaries admitted as inpatients	Number of inpatient admissions	Number of inpatient days
	<i>Male:</i>			
2.14.2.1	Less than one year			
2.14.2.2	1-4 years			
2.14.2.3	5-9 years			
2.14.2.4	10-14 years			
2.14.2.5	15-19 years			
2.14.2.6	20-24 years			
2.14.2.7	25-29 years			
2.14.2.8	30-34 years			
2.14.2.9	35-39 years			
2.14.2.10	40-44 years			
2.14.2.11	45-49 years			
2.14.2.12	50-54 years			
2.14.2.13	55-59 years			
2.14.2.14	60-64 years			
2.14.2.15	65-69 years			
2.14.2.16	70-74 years			
2.14.2.17	75-79 years			
2.14.2.18	80-84 years			
2.14.2.19	85 years +			
2.14.2.20	<i>Subtotal</i>			
Kindly confirm that no beneficiaries visited public hospitals:				



PART 2.15

UTILISATION OF HOSPITALS IN RESPECT OF SELECTED PRINCIPAL DIAGNOSIS TYPES PER ICD10 CODES

	ICD 10 codes	Principal diagnosis	Number of beneficiaries admitted as inpatients	Number of inpatient admissions	Number of inpatient days
2.15.1	A00–B99	Certain infectious and parasitic diseases			
2.15.2	C00–D48	Neoplasms			
2.15.3	D50–D89	Diseases of the blood and blood-forming organs and certain disorders involving the immune mechanism			
2.15.4	E00–E90	Endocrine, nutritional and metabolic diseases			
2.15.5	F00–F99	Mental and behavioural disorders			
2.15.6	G00–G99	Diseases of the nervous system			
2.15.7	H00–H59	Diseases of the eye and adnexa			
2.15.8	H60–H95	Diseases of the ear and mastoid process			
2.15.9	I00–I99	Diseases of the circulatory system			
2.15.10	J00–J99	Diseases of the respiratory system			
2.15.11	K00–K93	Diseases of the digestive system			
2.15.12	L00–L99	Diseases of the skin and subcutaneous tissue			
2.15.13	M00–M99	Diseases of the musculoskeletal system and connective tissue			
2.15.14	N00–N99	Diseases of the genitourinary system			
2.15.15	O00–O99	Pregnancy, childbirth and the puerperium			
2.15.16	P00–P96	Certain conditions originating in the perinatal period			
2.15.17	Q00–Q99	Congenital malformations, deformations and chromosomal abnormalities			
2.15.18	R00–R99	Symptoms, signs and abnormal clinical and laboratory findings, not elsewhere classified			
2.15.19	S00–T98	Injury, poisoning and certain other consequences of external causes			
2.15.20	U50–U98	Codes for special purposes			
2.15.21	Z00–Z99	Factors influencing health status and contact with health services			
2.15.22		Not reported			
2.15.23		<i>Total</i>			



PART 3

PART 3.1

ANALYSIS OF BENEFITS ACTUALLY PAID DURING THE FINANCIAL YEAR

		Total amount charged by supplier	Risk amount paid by scheme	Savings amount paid by scheme on behalf of member	Amount paid by member	Discount received
		R	R	R	R	R
3.1.1	General Practitioners					
3.1.2	Medical Specialists	Part 3.2.29 - Total of Analysis of Medical Specialists (Amount charged by supplier column)	Part 3.2.29 - Total of Analysis of Medical Specialists (Risk amount paid by scheme column)	Part 3.2.29 - Total of Analysis of Medical Specialists (Savings amount paid by scheme on behalf of member column)	Part 3.2.29 - Total of Analysis of Medical Specialists (Amount paid by member column)	
3.1.3	Dentists					
3.1.4	Dental Specialists	Part 3.2.37 - Total of Analysis of Dental Specialists (Amount charged by supplier column)	Part 3.2.37 - Total of Analysis of Dental Specialists (Risk amount paid by scheme column)	Part 3.2.37 - Total of Analysis of Dental Specialists (Savings amount paid by scheme on behalf of member column)	Part 3.2.37 - Total of Analysis of Dental Specialists (Amount paid by member column)	
3.1.5	Supplementary and Allied Health Professionals	Part 3.3.26 - Total of analysis of Allied and Support Health Professionals (Amount charged by supplier column)	Part 3.3.26 - Total of Analysis of Allied and Support Health Professionals (Risk amount paid by scheme column)	Part 3.3.26 - Total of Analysis of Allied and Support Health Professionals (Savings amount paid by scheme on behalf of member column)	Part 3.3.26 - Total of Analysis of Allied and Support Health Professionals (Amount paid by member column)	



PART 3.1

ANALYSIS OF BENEFITS ACTUALLY PAID DURING THE FINANCIAL YEAR

		Total amount charged by supplier	Risk amount paid by scheme	Savings amount paid by scheme on behalf of member	Amount paid by member	Discount received
		R	R	R	R	R
3.1.6	Hospitals					
3.1.6.1	<i>Unattached Operating Theatres/Day Clinics</i>					
3.1.6.1.1	Ward Fees					
3.1.6.1.2	Theatre Fees					
3.1.6.1.3	Consumables					
3.1.6.1.4	Equipment Fees					
3.1.6.1.5	Procedure Fees					
3.1.6.1.6	Medicines dispensed					
3.1.6.1.7	Other (specify)					
3.1.6.1.8	Subtotal 1					
3.1.6.2	<i>Other Private Hospitals</i>					
3.1.6.2.1	<i>Fee for service arrangements</i>					
3.1.6.2.1.1	Ward Fees					
3.1.6.2.1.2	Theatre Fees					
3.1.6.2.1.3	Consumables					
3.1.6.2.1.4	Equipment Fees					
3.1.6.2.1.5	Procedure Fees					
3.1.6.2.1.6	Medicines dispensed					
3.1.6.2.1.7	Other (specify)					
3.1.6.2.1.8	Subtotal 2					
3.1.6.2.2	<i>Managed care arrangements (In hospital benefits)</i>					
3.1.6.2.2.1	Staff model-hospital care					
3.1.6.2.2.2	Global fee					
3.1.6.2.2.3	Per diem fee					
3.1.6.2.2.4	Hospital network					
3.1.6.2.2.5	Other (specify)					
3.1.6.2.2.6	Subtotal 3					
3.1.6.3	<i>State / Provincial Hospitals</i>					
3.1.6.3.1	Ward Fees					
3.1.6.3.2	Theatre Fees					
3.1.6.3.3	Consumables					



PART 3.1 ANALYSIS OF BENEFITS ACTUALLY PAID DURING THE FINANCIAL YEAR

		Total amount charged by supplier	Risk amount paid by scheme	Savings amount paid by scheme on behalf of member	Amount paid by member	Discount received
		R	R	R	R	R
3.1.6.3.4	Equipment Fees					
3.1.6.3.5	Procedure Fees					
3.1.6.3.6	Medicines dispensed					
3.1.6.3.7	Other (specify)					
3.1.6.3.8	Subtotal 4					
3.1.6.4	Total Hospitals					
3.1.7	Medicine					
3.1.7.1	Medicines dispensed by Pharmacists					
3.1.7.2	Medicines dispensed by General Practitioners					
3.1.7.3	Medicines dispensed by Medical Specialists					
3.1.7.4	Medicines dispensed by Supplementary and Allied Health Professionals					
3.1.7.5	Medicines dispensed by Other Health Professionals					
3.1.7.6	Total Medicines					
3.1.8	Ex-gratia-payments					
3.1.9	Other Benefits	Part 3.4.17 - Total of Analysis of Other benefits (Amount charged by supplier column)	Part 3.4.17 - Total of Analysis of Other benefits (Risk amount paid by scheme column)	Part 3.4.17 - Total of Analysis of Other benefits (Savings amount paid by scheme on behalf of member column)	Part 3.4.17 - Total of Analysis of Other benefits (Amount paid by member column)	
3.1.10	Managed care arrangements (Out of hospital benefits)					
3.1.10.1	Primary care network					
3.1.10.2	Staff model - primary care					
3.1.10.3	Other (specify)					
3.1.10.4	Total Managed Care Arrangements (Out of Hospital Benefits)					
3.1.11	Total Benefits					



PART 3.2 ANALYSIS OF MEDICAL AND DENTAL SPECIALISTS

	Medical Professional (BHF PCNS Discipline code)	Total amount charged by supplier	Risk amount paid by scheme	Savings amount paid by scheme on behalf of member	Amount paid by member
		R	R	R	R
	<i>Medical Specialists:</i>				
3.2.1	Dermatologists (12)				
3.2.2	Obstetricians & Gynaecologists (16)				
3.2.3	Pulmonologists (17)				
3.2.4	Specialist Physicians (18)				
3.2.5	Gastroenterologists (19)				
3.2.6	Neurologists (20)				
3.2.7	Cardiologists (21)				
3.2.8	Psychiatrists (22)				
3.2.9	Medical Oncologists (23)				
3.2.10	Neurosurgeons (24)				
3.2.11	Nuclear Medicine Specialists (25)				
3.2.12	Ophthalmologists (26)				
3.2.13	Clinical Haematologists (27)				
3.2.14	Orthopaedic Surgeons (28)				
3.2.15	Otorhinolaryngologists (30)				
3.2.16	Rheumatologists (31)				
3.2.17	Paediatricians (32)				
3.2.18	Paediatric Cardiologists (33)				
3.2.19	Physical Medicine Specialists (34)				
3.2.20	Plastic & Reconstructive Surgeons (36)				
3.2.21	Radiation Oncologists (40)				
3.2.22	Surgeons (42)				
3.2.23	Cardiothoracic Surgeons (44)				
3.2.24	Urologists (46)				
	<i>Clinical Support Specialists:</i>				
3.2.25	Anaesthetists (10)				
3.2.26	Diagnostic Radiologists (38)				
3.2.27	Pathologists (48)				
3.2.28	Other Medical or Clinical Support Specialists (specify)				
3.2.29	<i>Total Specialists</i>				

Medical Scheme:
Ref No.:
Financial Year End:



PART 3.2 ANALYSIS OF MEDICAL AND DENTAL SPECIALISTS

	Medical Professional (BHF PCNS Discipline code)	Total amount charged by supplier	Risk amount paid by scheme	Savings amount paid by scheme on behalf of member	Amount paid by member
		R	R	R	R
	<i>Dental Professionals:</i>				
3.2.30	Dental Therapists (95)				
3.2.31	Dental Technicians (93)				
3.2.32	Maxilla, Facial & Oral Surgeons (62)				
3.2.33	Oral Pathologists (98)				
3.2.34	Orthodontists (64)				
3.2.35	Periodontists (92)				
3.2.36	Prosthodontists (94)				
3.2.37	<i>Total Dental Professionals</i>				



PART 3.3 ANALYSIS OF SUPPLEMENTARY & ALLIED HEALTH PROFESSIONALS

	Medical Professional (BHF PCNS Discipline code)	Total amount charged by supplier	Risk amount paid by scheme	Savings amount paid by scheme on behalf of member	Amount paid by member
		R	R	R	R
3.3.1	Art Therapists (67)				
3.3.2	Audiologists (82)				
3.3.3	Biokineticists (75-009)				
3.3.4	Clinical / Medical / Laboratory Technologists (75)				
3.3.5	Dieticians (84)				
3.3.6	Hearing Aid Acousticians (83)				
3.3.7	Medical Scientists (69)				
3.3.8	Occupational Therapists (66)				
3.3.9	Optometrists (70)				
3.3.10	Orthoptists (74)				
3.3.11	Pharmacists (60)				
3.3.12	Physiotherapists (72)				
3.3.13	Podiatrists / Chiropodists (68)				
3.3.14	Psychologists (86)				
3.3.15	Radiographers (39)				
3.3.16	Registered Nurses (88)				
3.3.17	Social Workers (89)				
3.3.18	Speech Therapists (82)				
	<i>Complementary Medicine Practitioners:</i>				
3.3.19	Acupuncturists & Chinese Medicine Practitioners (105)				
3.3.20	Ayurvedic Practitioners (104)				
3.3.21	Chiropractors & Osteopaths (04 & 102)				
3.3.22	Homeopaths (08)				
3.3.23	Naturopaths & Phytotherapists (101 & 103)				
3.3.24	Therapeutic Aromatherapists (106) / Reflexologists (108) / Massage (107)				
3.3.25	Other Supplementary & Allied Health Professionals (specify)				
3.3.26	<i>Total</i>				



PART 3.4 ANALYSIS OF OTHER BENEFITS

	Other Benefit Services (BHF PCNS Discipline code)	Total amount charged by supplier	Risk amount paid by scheme	Savings amount paid by scheme on behalf of member	Amount paid by member
		R	R	R	R
3.4.1	Ambulance Services - Basic Life Support (13)				
3.4.2	Ambulance Services - Intermediate Life Support (11)				
3.4.3	Ambulance Services - Advanced Life Support (09)				
3.4.4	Blood and Blood Product Couriers (03)				
3.4.5	Blood Transfusion Services (78)				
3.4.6	Clinical Services - Oxygen Supplier (90-001)				
3.4.7	Clinical Services - Appliance Supplier (90-002/007/013/014)				
3.4.8	Clinical Services - Prosthetic Supplier (90-003/004/005/006)				
3.4.9	Clinical Services - Other (90-008/009/010/011/012)				
3.4.10	Community Health Services (97)				
3.4.11	Drug and Alcohol Rehabilitation (47)				
3.4.12	Group Practice (50)				
3.4.13	Hospice (79)				
3.4.14	Mental Health Institutions (55)				
3.4.15	Sub Acute Facilities/Step Down Facilities (49)				
3.4.16	Other Benefit Services (specify)				
3.4.17	<i>Total</i>				



PART 3.5

ANALYSIS OF TOTAL BENEFITS PAID IN RESPECT OF SELECTED PRINCIPAL DIAGNOSIS TYPES PER ICD10 CODES

	ICD 10 codes	Other Benefit Services (BHF PCNS Discipline code)	Total amount charged by supplier	Risk amount paid by scheme	Savings amount paid by scheme on behalf of member	Amount paid by member
			R	R	R	R
3.5.1	A00–B99	Certain infectious and parasitic diseases				
3.5.2	C00–D48	Neoplasms				
3.5.3	D50–D89	Diseases of the blood and blood-forming organs and certain disorders involving the immune mechanism				
3.5.4	E00–E90	Endocrine, nutritional and metabolic diseases				
3.5.5	F00–F99	Mental and behavioural disorders				
3.5.6	G00–G99	Diseases of the nervous system				
3.5.7	H00–H59	Diseases of the eye and adnexa				
3.5.8	H60–H95	Diseases of the ear and mastoid process				
3.5.9	I00–I99	Diseases of the circulatory system				
3.5.10	J00–J99	Diseases of the respiratory system				
3.5.11	K00–K93	Diseases of the digestive system				
3.5.12	L00–L99	Diseases of the skin and subcutaneous tissue				
3.5.13	M00–M99	Diseases of the musculoskeletal system and connective tissue				
3.5.14	N00–N99	Diseases of the genitourinary system				
3.5.15	O00–O99	Pregnancy, childbirth and the puerperium				
3.5.16	P00–P96	Certain conditions originating in the perinatal period				
3.5.17	Q00–Q99	Congenital malformations, deformations and chromosomal abnormalities				
3.5.18	R00–R99	Symptoms, signs and abnormal clinical and laboratory findings, not elsewhere classified				
3.5.19	S00–T98	Injury, poisoning and certain other consequences of external causes				
3.5.20	U50–U98	Codes for special purposes				
3.5.21	Z00–Z99	Factors influencing health status and contact with health services				
3.5.22		Not reported				
3.5.23		Total				



PART 3.6 ANALYSIS OF OUT-OF-HOSPITAL COSTS

	Out-of-Hospital Costs	Total amount charged by supplier	Risk amount paid by scheme	Savings amount paid by scheme on behalf of member	Amount paid by member	Discount received
		R	R	R	R	R
	<i>Consumables</i>					
3.6.1	General Practitioners					
3.6.2	Medical Specialists					
3.6.3	Dentists					
3.6.4	Dental Specialists					
3.6.5	Supplementary and Allied Health Professionals					
3.6.6	<i>Total Consumables</i>					
	<i>Equipment Fees</i>					
3.6.7	General Practitioners					
3.6.8	Medical Specialists					
3.6.9	Dentists					
3.6.10	Dental Specialists					
3.6.11	Supplementary and Allied Health Professionals					
3.6.12	<i>Total Equipment Fees</i>					
	<i>Procedure Fees</i>					
3.6.13	General Practitioners					
3.6.14	Medical Specialists					
3.6.15	Dentists					
3.6.16	Dental Specialists					
3.6.17	Supplementary and Allied Health Professionals					
3.6.18	<i>Total Procedure Fees</i>					



PART 3.7
TOTAL PMB EXPENDITURE PAID PER AGE BAND: IN-HOSPITAL AND OUT-OF-HOSPITAL

		Consolidated Total							Per Benefit Option			
		In-Hospital		Out-of-Hospital		Total per Age Band			In-Hospital		Out-of-Hospital	
		Male	Female	Male	Female	Male	Female	Total	Male	Female	Male	Female
		R	R	R	R	R	R	R	R	R	R	R
3.7.1	Less than one year											
3.7.2	1-4 years											
3.7.3	5-9 years											
3.7.4	10-14 years											
3.7.5	15-19 years											
3.7.6	20-24 years											
3.7.7	25-29 years											
3.7.8	30-34 years											
3.7.9	35-39 years											
3.7.10	40-44 years											
3.7.11	45-49 years											
3.7.12	50-54 years											
3.7.13	55-59 years											
3.7.14	60-64 years											
3.7.15	65-69 years											
3.7.16	70-74 years											
3.7.17	75-79 years											
3.7.18	80-84 years											
3.7.19	85 years +											
3.7.20	<i>Total</i>											
	<i>Cumulative Total</i>											



PART 3.7
TOTAL PMB EXPENDITURE PAID PER AGE BAND: IN-HOSPITAL AND OUT-OF-HOSPITAL

Please provide the reasons why the sum of the DTP (part 3.8.271) and CDL (part 3.9.28) in-hospital expenditure paid does not agree with the total PMB in-hospital expenditure (male and female: part 3.7.20) on the following benefit options:
--

Please provide the reasons why the sum of the DTP (part 3.8.271) and CDL (part 3.9.28) out-of-hospital expenditure paid does not agree with the total PMB out-of-hospital expenditure (male and female: part 3.7.20) on the following benefit options:
--



PART 3.8
PMB EXPENDITURE IN-HOSPITAL AND OUT-OF-HOSPITAL: BY DTP CONDITION
(AMOUNT CLAIMS VS AMOUNT PAID)

			Consolidated Total						Per Benefit Option			
			In-Hospital		Out-of-Hospital		Total		In-Hospital		Out-of-Hospital	
	Code	Diagnosis	Amount claimed	Amount paid	Amount claimed	Amount paid	Amount claimed	Amount paid	Amount claimed	Amount paid	Amount claimed	Amount paid
			R	R	R	R	R	R	R	R	R	R
3.8.1	906A	Acute generalised paralysis, including polio and Guillain-Barre										
3.8.2	341A	Basal ganglia, extra-pyramidal disorders; other dystonias NOS										
3.8.3	950A	Benign and malignant brain tumours, treatable										
3.8.4	49A	Compound / depressed fractures of skull										
3.8.5	213A	Difficulty in breathing, eating, swallowing, bowel, or bladder control due to non-progressive neurological (including spinal) condition or injury										
3.8.6	83A	Encephalocele; congenital hydrocephalus										
3.8.7	902A	Epilepsy (status epilepticus, initial diagnosis, candidate for neurosurgery)										
3.8.8	211A	Intraspinal and intracranial abscess										
3.8.9	905A	Meningitis – acute and subacute										



PART 3.8
PMB EXPENDITURE IN-HOSPITAL AND OUT-OF-HOSPITAL: BY DTP CONDITION
(AMOUNT CLAIMS VS AMOUNT PAID)

			Consolidated Total						Per Benefit Option			
			In-Hospital		Out-of-Hospital		Total		In-Hospital		Out-of-Hospital	
	Code	Diagnosis	Amount claimed	Amount paid	Amount claimed	Amount paid	Amount claimed	Amount paid	Amount claimed	Amount paid	Amount claimed	Amount paid
			R	R	R	R	R	R	R	R	R	R
3.8.10	513A	Myasthenia gravis; muscular dystrophy; neuro-myopathies NOS										
3.8.11	510A	Peripheral nerve injury with open wound										
3.8.12	940A	Reversible CNS abnormalities due to other systemic disease										
3.8.13	1A	Severe / moderate head injury: hematoma / oedema with loss of consciousness										
3.8.14	84A	Spina Bifida										
3.8.15	941A	Spinal cord compression, ischaemia or degenerative disease NOS										
3.8.16	901A	Stroke – due to hemorrhage, or ischaemia										
3.8.17	28A	Subarachnoid and intracranial hemorrhage / hematoma; compression of brain										
3.8.18	305A	Tetanus										
3.8.19	265A	Transient cerebral ischaemia;										



PART 3.8
PMB EXPENDITURE IN-HOSPITAL AND OUT-OF-HOSPITAL: BY DTP CONDITION
(AMOUNT CLAIMS VS AMOUNT PAID)

			Consolidated Total						Per Benefit Option			
			In-Hospital		Out-of-Hospital		Total		In-Hospital		Out-of-Hospital	
	Code	Diagnosis	Amount claimed	Amount paid	Amount claimed	Amount paid	Amount claimed	Amount paid	Amount claimed	Amount paid	Amount claimed	Amount paid
			R	R	R	R	R	R	R	R	R	R
		life-threatening cerebrovascular conditions NOS										
3.8.20	109A	Vertebral dislocations/ fractures, open or closed with injury to spinal cord										
3.8.21	684A	Viral meningitis, encephalitis, myelitis and encephalomyelitis										
3.8.22	33C	Acute and chronic mastoiditis										
3.8.23	482C	Acute otitis media										
3.8.24	900C	Acute upper airway obstruction, including croup, epiglottitis and acute laryngotracheitis										
3.8.25	950C	Cancer of oral cavity, pharynx, nose, ear, and larynx - treatable										
3.8.26	241C	Cancrum oris										
3.8.27	38C	Choanal atresia										
3.8.28	133C	Cholesteatoma										
3.8.29	910C	Chronic upper airway obstruction, resulting in cor pulmonale										
3.8.30	901C	Cleft palate and/or cleft lip										



PART 3.8
PMB EXPENDITURE IN-HOSPITAL AND OUT-OF-HOSPITAL: BY DTP CONDITION
(AMOUNT CLAIMS VS AMOUNT PAID)

			Consolidated Total						Per Benefit Option			
			In-Hospital		Out-of-Hospital		Total		In-Hospital		Out-of-Hospital	
	Code	Diagnosis	Amount claimed	Amount paid	Amount claimed	Amount paid	Amount claimed	Amount paid	Amount claimed	Amount paid	Amount claimed	Amount paid
			R	R	R	R	R	R	R	R	R	R
		without airway obstruction										
3.8.31	12C	Deep open wound of neck, including larynx; fracture of larynx or trachea, open										
3.8.32	346C	Epistaxis – not responsive to anterior packing										
3.8.33	521C	Foreign body in ear and nose										
3.8.34	29C	Foreign body in pharynx, larynx, trachea, bronchus & esophagus										
3.8.35	339C	Fracture of face bones, orbit, jaw; injury to optic and other cranial nerves										
3.8.36	219C	Leukoplakia of oral mucosa, including tongue										
3.8.37	132C	Life-threatening diseases of pharynx NOS, including retropharyngeal abscess										
3.8.38	457C	Open wound of ear-drum										
3.8.39	240C	Peritonsillar abscess										
3.8.40	347C	Sialoadenitis; abscess / fistula of salivary glands										



PART 3.8
PMB EXPENDITURE IN-HOSPITAL AND OUT-OF-HOSPITAL: BY DTP CONDITION
(AMOUNT CLAIMS VS AMOUNT PAID)

			Consolidated Total						Per Benefit Option			
			In-Hospital		Out-of-Hospital		Total		In-Hospital		Out-of-Hospital	
	Code	Diagnosis	Amount claimed	Amount paid	Amount claimed	Amount paid	Amount claimed	Amount paid	Amount claimed	Amount paid	Amount claimed	Amount paid
			R	R	R	R	R	R	R	R	R	R
3.8.41	543C	Stomatitis, cellulites and abscess of oral soft tissue; Vincent's angina										
3.8.42	331K	Acute thyroiditis										
3.8.43	951K	Benign and malignant tumours of pituitary gland with/without hypersecretion syndromes										
3.8.44	30K	Benign neoplasm of islets of Langerhans										
3.8.45	950K	Cancer of endocrine system, excluding thyroid - treatable										
3.8.46	952K	Cancer of thyroid - treatable; carcinoid syndrome										
3.8.47	61K	Congenital hypothyroidism										
3.8.48	902K	Disorder of adrenal secretion NOS										
3.8.49	447K	Disorders of parathyroid gland; benign neoplasm of parathyroid gland										
3.8.50	904K	Hyper and hypothyroidism with life-threatening complications or										



PART 3.8
PMB EXPENDITURE IN-HOSPITAL AND OUT-OF-HOSPITAL: BY DTP CONDITION
(AMOUNT CLAIMS VS AMOUNT PAID)

			Consolidated Total						Per Benefit Option			
			In-Hospital		Out-of-Hospital		Total		In-Hospital		Out-of-Hospital	
	Code	Diagnosis	Amount claimed	Amount paid	Amount claimed	Amount paid	Amount claimed	Amount paid	Amount claimed	Amount paid	Amount claimed	Amount paid
			R	R	R	R	R	R	R	R	R	R
		requiring surgery										
3.8.51	31K	Hypoglycemic coma; hyperglycemia; diabetic ketoacidosis										
3.8.52	236K	Iron deficiency; vitamin and other nutritional deficiencies – life-threatening										
3.8.53	901K	Life-threatening congenital abnormalities of carbohydrate, lipid, protein and amino acid metabolism										
3.8.54	903K	Life-threatening disorders of fluid and electrolyte balance, NOS										
3.8.55	47B	Acute orbital cellulitis										
3.8.56	394B	Angle-closure glaucoma										
3.8.57	586B	Bell's palsy; exposure keratoconjunctivitis										
3.8.58	950B	Cancer of the eye and orbit - treatable										
3.8.59	901B	Cataract; aphakia										
3.8.60	911B	Corneal ulcer; Superficial injury										



PART 3.8
PMB EXPENDITURE IN-HOSPITAL AND OUT-OF-HOSPITAL: BY DTP CONDITION
(AMOUNT CLAIMS VS AMOUNT PAID)

			Consolidated Total						Per Benefit Option			
			In-Hospital		Out-of-Hospital		Total		In-Hospital		Out-of-Hospital	
	Code	Diagnosis	Amount claimed	Amount paid	Amount claimed	Amount paid	Amount claimed	Amount paid	Amount claimed	Amount paid	Amount claimed	Amount paid
			R	R	R	R	R	R	R	R	R	R
		of eye and adnexa										
3.8.61	405B	Glaucoma associated with disorders of the lens										
3.8.62	386B	Herpes zoster & herpes simplex with ophthalmic complications										
3.8.63	389B	Hyphema										
3.8.64	485B	Inflammation of lacrimal passages										
3.8.65	909B	Open wound of eyeball and other eye structures										
3.8.66	407B	Primary and open angle glaucoma with failed medical management										
3.8.67	419B	Purulent endophthalmitis										
3.8.68	922B	Retained intraocular foreign body										
3.8.69	904B	Retinal detachment, tear and other retinal disorders										
3.8.70	906B	Retinal vascular occlusion; central retinal vein occlusion										
3.8.71	409B	Sympathetic uveitis and degenerative disorders and										



PART 3.8
PMB EXPENDITURE IN-HOSPITAL AND OUT-OF-HOSPITAL: BY DTP CONDITION
(AMOUNT CLAIMS VS AMOUNT PAID)

			Consolidated Total						Per Benefit Option			
			In-Hospital		Out-of-Hospital		Total		In-Hospital		Out-of-Hospital	
	Code	Diagnosis	Amount claimed	Amount paid	Amount claimed	Amount paid	Amount claimed	Amount paid	Amount claimed	Amount paid	Amount claimed	Amount paid
			R	R	R	R	R	R	R	R	R	R
		conditions of globe; sight threatening thyroid optopathy										
3.8.72	539M	Abscesses of Bartholin's gland and vulva										
3.8.73	288M	Acute pelvic inflammatory disease										
3.8.74	954M	Cancer of Cervix - treatable										
3.8.75	952M	Cancer of ovary - treatable										
3.8.76	950M	Cancer of uterus - treatable										
3.8.77	953M	Cancer of vagina, vulva and other female genital organs NOS - treatable										
3.8.78	960M	Cervical and breast cancer screening										
3.8.79	645M	Congenital abnormalities of the female genitalia										
3.8.80	266M	Dysplasia of cervix and cervical carcinoma-in-situ; cervical condylomata										
3.8.81	53M	Ectopic pregnancy										
3.8.82	460M	Fistula involving female genital										



PART 3.8
PMB EXPENDITURE IN-HOSPITAL AND OUT-OF-HOSPITAL: BY DTP CONDITION
(AMOUNT CLAIMS VS AMOUNT PAID)

			Consolidated Total						Per Benefit Option			
			In-Hospital		Out-of-Hospital		Total		In-Hospital		Out-of-Hospital	
	Code	Diagnosis	Amount claimed	Amount paid	Amount claimed	Amount paid	Amount claimed	Amount paid	Amount claimed	Amount paid	Amount claimed	Amount paid
			R	R	R	R	R	R	R	R	R	R
		tract										
3.8.83	951M	Hydatidiform mole; choriocarcinoma										
3.8.84	902M	Infertility (Explanatory Note 9 of Annexure A of Regulations)										
3.8.85	528M	Menopausal management, anomalies of ovaries, primary and secondary amenorrhoea, female sex hormones abnormalities NOS, including hirsutism										
3.8.86	434M	Non-inflammatory disorders and benign neoplasms of ovary, fallopian tubes and uterus										
3.8.87	237M	Sexual abuse, including rape										
3.8.88	903M	Spontaneous abortion										
3.8.89	435M	Torsion of ovary										
3.8.90	530M	Uterine prolapse; cystocele										
3.8.91	296M	Voluntary termination of pregnancy										
3.8.92	920F	Anal Fissure; Anal fistula										



PART 3.8
PMB EXPENDITURE IN-HOSPITAL AND OUT-OF-HOSPITAL: BY DTP CONDITION
(AMOUNT CLAIMS VS AMOUNT PAID)

			Consolidated Total						Per Benefit Option			
			In-Hospital		Out-of-Hospital		Total		In-Hospital		Out-of-Hospital	
	Code	Diagnosis	Amount claimed	Amount paid	Amount claimed	Amount paid	Amount claimed	Amount paid	Amount claimed	Amount paid	Amount claimed	Amount paid
			R	R	R	R	R	R	R	R	R	R
3.8.93	41F	Abscess of intestine										
3.8.94	489F	Acquired hypertrophic pyloric stenosis and other disorders of the stomach and duodenum										
3.8.95	254F	Acute diverticulitis of colon										
3.8.96	124F	Acute vascular insufficiency of intestine										
3.8.97	337F	Amoebiasis; typhoid										
3.8.98	264F	Anal and rectal polyp										
3.8.99	9F	Appendicitis										
3.8.100	952F	Cancer of retroperitoneum, peritoneum, omentum & mesentery - treatable										
3.8.101	950C	Cancer of the gastro-intestinal tract, including oesophagus, stomach, bowel, rectum, anus - treatable										
3.8.102	95F	Congenital anomalies of upper alimentary tract – excluding tongue										
3.8.103	214F	Oesophageal stricture										



PART 3.8
PMB EXPENDITURE IN-HOSPITAL AND OUT-OF-HOSPITAL: BY DTP CONDITION
(AMOUNT CLAIMS VS AMOUNT PAID)

			Consolidated Total						Per Benefit Option			
			In-Hospital		Out-of-Hospital		Total		In-Hospital		Out-of-Hospital	
	Code	Diagnosis	Amount claimed	Amount paid	Amount claimed	Amount paid	Amount claimed	Amount paid	Amount claimed	Amount paid	Amount claimed	Amount paid
			R	R	R	R	R	R	R	R	R	R
3.8.104	516F	Oesophageal varices										
3.8.105	902F	Gastric or intestinal ulcers with hemorrhage or perforation										
3.8.106	901F	Gastroenteritis and colitis with life-threatening haemorrhage or dehydration, regardless of cause										
3.8.107	6F	Hernia with obstruction and/or gangrene; uncomplicated hernias under age 18										
3.8.108	20F	Intestinal obstruction without mention of hernia; symptomatic foreign body in stomach, intestines, colon & rectum										
3.8.109	232F	Paralytic ileus										
3.8.110	498F	Peritoneal adhesion										
3.8.111	3F	Peritonitis, regardless of cause										
3.8.112	555F	Rectal prolapse										
3.8.113	292F	Regional enteritis; idiopathic proctocolitis – acute exacerbations and complications only										



PART 3.8
PMB EXPENDITURE IN-HOSPITAL AND OUT-OF-HOSPITAL: BY DTP CONDITION
(AMOUNT CLAIMS VS AMOUNT PAID)

			Consolidated Total						Per Benefit Option			
			In-Hospital		Out-of-Hospital		Total		In-Hospital		Out-of-Hospital	
	Code	Diagnosis	Amount claimed	Amount paid	Amount claimed	Amount paid	Amount claimed	Amount paid	Amount claimed	Amount paid	Amount claimed	Amount paid
			R	R	R	R	R	R	R	R	R	R
3.8.114	900F	Rupture of intra-abdominal organ										
3.8.115	507F	Thrombosed and complicated haemorrhoids										
3.8.116	50S	Syphilis - congenital, secondary and tertiary										
3.8.117	168S	HIV-infection										
3.8.118	260S	Imminent death regardless of diagnosis										
3.8.119	113S	Acquired haemolytic anaemias										
3.8.120	901S	Acute leukemias, lymphomas										
3.8.121	277S	Anaerobic infections – life threatening										
3.8.122	48S	Anaphylactic shock										
3.8.123	900S	Aplastic anemia; agranulocytosis; other life-threatening hereditary immune deficiencies										
3.8.124	197S	Botulism										
3.8.125	338S	Cholera; rat-bite fever										
3.8.126	196S	Chronic Granulomatous disease										



PART 3.8
PMB EXPENDITURE IN-HOSPITAL AND OUT-OF-HOSPITAL: BY DTP CONDITION
(AMOUNT CLAIMS VS AMOUNT PAID)

			Consolidated Total						Per Benefit Option			
			In-Hospital		Out-of-Hospital		Total		In-Hospital		Out-of-Hospital	
	Code	Diagnosis	Amount claimed	Amount paid	Amount claimed	Amount paid	Amount claimed	Amount paid	Amount claimed	Amount paid	Amount claimed	Amount paid
			R	R	R	R	R	R	R	R	R	R
3.8.127	916S	Coagulation defects										
3.8.128	246S	Cysticercosis; other systemic cestode infection										
3.8.129	903S	Deep-seated (excluding nail infections), disseminated and systemic fungal infections										
3.8.130	44S	Erysipelas										
3.8.131	179S	Hereditary angioedema; angioneurotic oedema										
3.8.132	174S	Hereditary haemolytic anaemias (e.g. sickle cell); dyserythropoietic anemia (congenital)										
3.8.133	201S	Herpetic encephalitis; Reye's syndrome										
3.8.134	913S	Immune compromise NOS and associated life-threatening infections NOS										
3.8.135	912S	Leprosy and other systemic mycobacterial infections, Excluding tuberculosis										



PART 3.8
PMB EXPENDITURE IN-HOSPITAL AND OUT-OF-HOSPITAL: BY DTP CONDITION
(AMOUNT CLAIMS VS AMOUNT PAID)

			Consolidated Total						Per Benefit Option			
			In-Hospital		Out-of-Hospital		Total		In-Hospital		Out-of-Hospital	
	Code	Diagnosis	Amount claimed	Amount paid	Amount claimed	Amount paid	Amount claimed	Amount paid	Amount claimed	Amount paid	Amount claimed	Amount paid
			R	R	R	R	R	R	R	R	R	R
3.8.136	336S	Leptospirosis; spirochaetal infections NOS										
3.8.137	252S	Life-threatening anaemia NOS										
3.8.138	908S	Life-threatening conditions due to exposure to the elements, including hypo and hyperthermia; lightning strikes										
3.8.139	907S	Life-threatening rickettsial and other arthropod-borne diseases										
3.8.140	172S	Malaria; trypanosomiasis; other life-threatening parasitic disease										
3.8.141	904S	Metastatic infections; septicaemia										
3.8.142	910S	Multiple myeloma and chronic leukaemias										
3.8.143	247S	Poisoning by ingestion, injection, and non-medicinal agents										
3.8.144	911S	Sexually transmitted diseases with systemic involvement not elsewhere specified										
3.8.145	128S	Tetanus; anthrax; Whipple's										



PART 3.8
PMB EXPENDITURE IN-HOSPITAL AND OUT-OF-HOSPITAL: BY DTP CONDITION
(AMOUNT CLAIMS VS AMOUNT PAID)

			Consolidated Total						Per Benefit Option			
			In-Hospital		Out-of-Hospital		Total		In-Hospital		Out-of-Hospital	
	Code	Diagnosis	Amount claimed	Amount paid	Amount claimed	Amount paid	Amount claimed	Amount paid	Amount claimed	Amount paid	Amount claimed	Amount paid
			R	R	R	R	R	R	R	R	R	R
		disease										
3.8.146	122S	Thalassemia and other haemoglobinopathies – treatable										
3.8.147	316S	Toxic effect of gasses, fumes, and vapors										
3.8.148	11S	Tuberculosis										
3.8.149	937S	Tumour of internal organ (excludes skin): unknown whether benign or malignant										
3.8.150	15S	Whooping cough, diphtheria										
3.8.151	155E	Myocarditis; cardiomyopathy; transposition of great vessels; hypoplastic left heart syndrome										
3.8.152	108E	Pericarditis										
3.8.153	907E	Acute and subacute ischemic heart disease, including myocardial infarction and unstable angina										
3.8.154	284E	Acute pulmonary heart disease and pulmonary emboli										
3.8.155	35E	Acute rheumatic fever										



PART 3.8
PMB EXPENDITURE IN-HOSPITAL AND OUT-OF-HOSPITAL: BY DTP CONDITION
(AMOUNT CLAIMS VS AMOUNT PAID)

			Consolidated Total						Per Benefit Option			
			In-Hospital		Out-of-Hospital		Total		In-Hospital		Out-of-Hospital	
	Code	Diagnosis	Amount claimed	Amount paid	Amount claimed	Amount paid	Amount claimed	Amount paid	Amount claimed	Amount paid	Amount claimed	Amount paid
			R	R	R	R	R	R	R	R	R	R
3.8.156	908E	Aneurysm of major artery of chest, abdomen, neck, - Unruptured or ruptured NOS										
3.8.157	26E	Arterial embolism/thrombosis: abdominal aorta, thoracic aorta										
3.8.158	204E	Cardiac failure: acute or recent deterioration of chronic cardiac failure										
3.8.159	98E	Complete, corrected and other transposition of great vessels										
3.8.160	97E	Coronary artery anomaly										
3.8.161	309E	Diseases and disorders of aortic valve NOS										
3.8.162	210E	Diseases of endocardium; endocarditis										
3.8.163	314E	Diseases of mitral valve										
3.8.164	902E	Disorders of arteries: visceral										
3.8.165	18E	Dissecting or ruptured aortic aneurysm										
3.8.166	915E	Gangrene; severe atherosclerosis of arteries of										



PART 3.8
PMB EXPENDITURE IN-HOSPITAL AND OUT-OF-HOSPITAL: BY DTP CONDITION
(AMOUNT CLAIMS VS AMOUNT PAID)

			Consolidated Total						Per Benefit Option			
			In-Hospital		Out-of-Hospital		Total		In-Hospital		Out-of-Hospital	
	Code	Diagnosis	Amount claimed	Amount paid	Amount claimed	Amount paid	Amount claimed	Amount paid	Amount claimed	Amount paid	Amount claimed	Amount paid
			R	R	R	R	R	R	R	R	R	R
		extremities; diabetes mellitus with peripheral circulatory disease										
3.8.167	294E	Giant cell arteritis, Kawasaki disease, hypersensitivity angiitis										
3.8.168	450E	Hereditary hemorrhagic telangiectasia										
3.8.169	901E	Hypertension – acute life-threatening complications and malignant hypertension; renal artery stenosis and other curable hypertension										
3.8.170	111E	Injury to major blood vessels - trunk, head and neck, and upper limbs										
3.8.171	19E	Injury to major blood vessels of extremities										
3.8.172	903E	Life-threatening cardiac arrhythmias										
3.8.173	900E	Life-threatening complications of elective cardiac and major vascular procedures										



PART 3.8
PMB EXPENDITURE IN-HOSPITAL AND OUT-OF-HOSPITAL: BY DTP CONDITION
(AMOUNT CLAIMS VS AMOUNT PAID)

			Consolidated Total						Per Benefit Option			
			In-Hospital		Out-of-Hospital		Total		In-Hospital		Out-of-Hospital	
	Code	Diagnosis	Amount claimed	Amount paid	Amount claimed	Amount paid	Amount claimed	Amount paid	Amount claimed	Amount paid	Amount claimed	Amount paid
			R	R	R	R	R	R	R	R	R	R
3.8.174	497E	Multiple valvular disease										
3.8.175	355E	Other aneurysm of artery – peripheral										
3.8.176	905E	Other correctable congenital cardiac conditions										
3.8.177	100E	Patent ductus arteriosus; aortic pulmonary fistula - persistent										
3.8.178	209E	Phlebitis & thrombophlebitis, deep										
3.8.179	914E	Rheumatic pericarditis; rheumatic myocarditis										
3.8.180	16E	Rupture of papillary muscle										
3.8.181	627E	Shock / hypotension – life-threatening										
3.8.182	99E	Tetralogy of Fallot (TOF)										
3.8.183	93E	Ventricular septal defect - persistent										
3.8.184	325G	Acute necrosis of liver										
3.8.185	327G	Acute pancreatitis										
3.8.186	36G	Budd-Chiari syndrome, and other venous embolism and										



PART 3.8
PMB EXPENDITURE IN-HOSPITAL AND OUT-OF-HOSPITAL: BY DTP CONDITION
(AMOUNT CLAIMS VS AMOUNT PAID)

			Consolidated Total						Per Benefit Option			
			In-Hospital		Out-of-Hospital		Total		In-Hospital		Out-of-Hospital	
	Code	Diagnosis	Amount claimed	Amount paid	Amount claimed	Amount paid	Amount claimed	Amount paid	Amount claimed	Amount paid	Amount claimed	Amount paid
			R	R	R	R	R	R	R	R	R	R
		thrombosis										
3.8.187	910G	Calculus of bile duct with cholecystitis										
3.8.188	950G	Cancer of liver, biliary system and pancreas – treatable										
3.8.189	255G	Cyst and pseudocyst of pancreas										
3.8.190	156G	Disorders of bile duct										
3.8.191	910G	Gallstone with cholecystitis and/or jaundice										
3.8.192	743G	Hepatorenal syndrome										
3.8.193	27G	Liver abscess; pancreatic abscess										
3.8.194	911G	Liver failure; hepatic vascular obstruction; inborn errors of liver metabolism; biliary atresia										
3.8.195	231G	Portal vein thrombosis										
3.8.196	182T	Abuse or dependence on Psychoactive substance, including alcohol										
3.8.197	910T	Acute delusional mood, anxiety, personality, perception disorders										



PART 3.8
PMB EXPENDITURE IN-HOSPITAL AND OUT-OF-HOSPITAL: BY DTP CONDITION
(AMOUNT CLAIMS VS AMOUNT PAID)

			Consolidated Total						Per Benefit Option			
			In-Hospital		Out-of-Hospital		Total		In-Hospital		Out-of-Hospital	
	Code	Diagnosis	Amount claimed	Amount paid	Amount claimed	Amount paid	Amount claimed	Amount paid	Amount claimed	Amount paid	Amount claimed	Amount paid
			R	R	R	R	R	R	R	R	R	R
		and organic mental disorder caused by drugs										
3.8.198	901T	Acute stress disorder accompanied by recent significant trauma, including physical or sexual abuse										
3.8.199	910T	Alcohol withdrawal delirium; alcohol intoxication delirium										
3.8.200	908T	Anorexia Nervosa and Bulimia Nervosa										
3.8.201	903T	Attempted suicide, irrespective of cause										
3.8.202	184T	Brief reactive psychosis										
3.8.203	910T	Delirium: Amphetamine, Cocaine, or other psychoactive substance										
3.8.204	902T	Major affective disorders, including unipolar and bipolar depression										
3.8.205	907T	Schizophrenic and paranoid delusional disorders										



PART 3.8
PMB EXPENDITURE IN-HOSPITAL AND OUT-OF-HOSPITAL: BY DTP CONDITION
(AMOUNT CLAIMS VS AMOUNT PAID)

			Consolidated Total						Per Benefit Option			
			In-Hospital		Out-of-Hospital		Total		In-Hospital		Out-of-Hospital	
	Code	Diagnosis	Amount claimed	Amount paid	Amount claimed	Amount paid	Amount claimed	Amount paid	Amount claimed	Amount paid	Amount claimed	Amount paid
			R	R	R	R	R	R	R	R	R	R
3.8.206	909T	Treatable dementia										
3.8.207	353H	Abscess of bursa or tendon										
3.8.208	32H	Acute osteomyelitis										
3.8.209	950H	Cancer of bones - treatable										
3.8.210	206H	Chronic osteomyelitis										
3.8.211	902H	Closed fractures/ dislocations of limb bones / epiphyses – excluding fingers and toes										
3.8.212	85H	Congenital dislocation of hip; coxa vara and valga; congenital clubfoot										
3.8.213	147H	Crush injuries of trunk, upper limbs, lower limbs, including blood vessels										
3.8.214	491H	Dislocations / fractures of vertebral column without spinal cord injury										
3.8.215	500H	Disruptions of the achilles / quadriceps tendons										
3.8.216	178H	Fracture of hip										
3.8.217	445H	Injury to internal organs										



PART 3.8
PMB EXPENDITURE IN-HOSPITAL AND OUT-OF-HOSPITAL: BY DTP CONDITION
(AMOUNT CLAIMS VS AMOUNT PAID)

			Consolidated Total						Per Benefit Option			
			In-Hospital		Out-of-Hospital		Total		In-Hospital		Out-of-Hospital	
	Code	Diagnosis	Amount claimed	Amount paid	Amount claimed	Amount paid	Amount claimed	Amount paid	Amount claimed	Amount paid	Amount claimed	Amount paid
			R	R	R	R	R	R	R	R	R	R
3.8.218	900H	Open fracture / dislocation of bones and joints										
3.8.219	34H	Pyogenic arthritis										
3.8.220	901H	Traumatic amputation of limbs, hands, feet, and digits										
3.8.221	67N	Low birth weight (under 1000g) with respiratory difficulties										
3.8.222	967N	Low birth weight (under 2500 grams & > 1000g) with respiratory difficulties										
3.8.223	71N	Birth trauma for baby										
3.8.224	901N	Congenital systemic infections affecting the newborn										
3.8.225	904N	Haematological disorders of the newborn										
3.8.226	54N	Necrotizing enterocolitis in newborn										
3.8.227	74N	Neonatal and infant GIT abnormalities and disorders, including malrotation and atresia										
3.8.228	902N	Neonatal endocrine, metabolic										



PART 3.8
PMB EXPENDITURE IN-HOSPITAL AND OUT-OF-HOSPITAL: BY DTP CONDITION
(AMOUNT CLAIMS VS AMOUNT PAID)

			Consolidated Total						Per Benefit Option			
			In-Hospital		Out-of-Hospital		Total		In-Hospital		Out-of-Hospital	
	Code	Diagnosis	Amount claimed	Amount paid	Amount claimed	Amount paid	Amount claimed	Amount paid	Amount claimed	Amount paid	Amount claimed	Amount paid
			R	R	R	R	R	R	R	R	R	R
		and toxin-induced conditions										
3.8.229	903N	Neurological abnormalities in the newborn										
3.8.230	52N	Pregnancy										
3.8.231	56N	Respiratory conditions of newborn										
3.8.232	903D	Bacterial, viral, fungal pneumonia										
3.8.233	158D	Respiratory failure, regardless of cause										
3.8.234	157D	Acute asthmatic attack; pneumonia due to respiratory syncytial virus in persons under age 3										
3.8.235	125D	Adult respiratory distress syndrome; inhalation and aspiration pneumonias										
3.8.236	315D	Atelectasis (collapse of lung)										
3.8.237	340D	Benign neoplasm of respiratory and intrathoracic organs										
3.8.238	950D	Cancer of lung, bronchus, pleura, trachea, mediastinum & other										



PART 3.8
PMB EXPENDITURE IN-HOSPITAL AND OUT-OF-HOSPITAL: BY DTP CONDITION
(AMOUNT CLAIMS VS AMOUNT PAID)

			Consolidated Total						Per Benefit Option			
			In-Hospital		Out-of-Hospital		Total		In-Hospital		Out-of-Hospital	
	Code	Diagnosis	Amount claimed	Amount paid	Amount claimed	Amount paid	Amount claimed	Amount paid	Amount claimed	Amount paid	Amount claimed	Amount paid
			R	R	R	R	R	R	R	R	R	R
		respiratory organs - treatable										
3.8.239	170D	Empyema and abscess of lung										
3.8.240	934D	Frank haemoptysis										
3.8.241	203D	Hypoplasia and dysplasia of lung										
3.8.242	900D	Open fracture of ribs and sternum; multiple rib fractures; flail chest										
3.8.243	5D	Pneumothorax and haemothorax										
3.8.244	465J	Acute lymphadenitis										
3.8.245	900J	Burns, greater than 10% of body surface, or more than 5% involving head, neck, hands, perineum										
3.8.246	950J	Cancer of breast - treatable										
3.8.247	954J	Cancer of skin, excluding malignant melanoma - treatable										
3.8.248	952J	Cancer of soft tissue, including sarcomas and malignancies of the adnexa - treatable										
3.8.249	349J	Cellulitis and abscesses with risk of organ or limb damage or										



PART 3.8
PMB EXPENDITURE IN-HOSPITAL AND OUT-OF-HOSPITAL: BY DTP CONDITION
(AMOUNT CLAIMS VS AMOUNT PAID)

			Consolidated Total						Per Benefit Option			
			In-Hospital		Out-of-Hospital		Total		In-Hospital		Out-of-Hospital	
	Code	Diagnosis	Amount claimed	Amount paid	Amount claimed	Amount paid	Amount claimed	Amount paid	Amount claimed	Amount paid	Amount claimed	Amount paid
			R	R	R	R	R	R	R	R	R	R
		septicaemia if untreated; necrotizing fasciitis										
3.8.250	901J	Disseminated bullous skin disease, including pemphigus, pemphigoid, epidermolysis bullosa, epidermolytic hyperkeratosis										
3.8.251	951J	Lethal midline granuloma										
3.8.252	953J	Malignant melanoma of skin - treatable										
3.8.253	373J	Non-superficial open wounds – non life-threatening										
3.8.254	356J	Pyoderma; body, deep-seated fungal infections										
3.8.255	112J	Toxic epidermal necrolysis and staphylococcal scalded skin syndrome; Stevens-Johnson syndrome										
3.8.256	354L	Abscess of prostate										
3.8.257	904L	Acute and chronic pyelonephritis; renal and perinephric abscess										



PART 3.8
PMB EXPENDITURE IN-HOSPITAL AND OUT-OF-HOSPITAL: BY DTP CONDITION
(AMOUNT CLAIMS VS AMOUNT PAID)

			Consolidated Total						Per Benefit Option			
			In-Hospital		Out-of-Hospital		Total		In-Hospital		Out-of-Hospital	
	Code	Diagnosis	Amount claimed	Amount paid	Amount claimed	Amount paid	Amount claimed	Amount paid	Amount claimed	Amount paid	Amount claimed	Amount paid
			R	R	R	R	R	R	R	R	R	R
3.8.258	903L	Acute glomerulonephritis and nephritic syndrome										
3.8.259	954L	Cancer of penis and other male genital organ - treatable										
3.8.260	953L	Cancer of prostate gland - treatable										
3.8.261	950L	Cancer of testis - treatable										
3.8.262	952L	Cancer of urinary system including kidney and bladder - treatable										
3.8.263	906L	Congenital anomalies of urinary system - symptomatic and life-threatening										
3.8.264	901L	End stage renal disease regardless of cause										
3.8.265	900L	Hyperplasia of the prostate, with acute urinary retention or obstructive renal failure										
3.8.266	905L	Obstruction of the urogenital tract, regardless of cause										
3.8.267	436L	Torsion of testis										



PART 3.8
PMB EXPENDITURE IN-HOSPITAL AND OUT-OF-HOSPITAL: BY DTP CONDITION
(AMOUNT CLAIMS VS AMOUNT PAID)

			Consolidated Total						Per Benefit Option			
			In-Hospital		Out-of-Hospital		Total		In-Hospital		Out-of-Hospital	
	Code	Diagnosis	Amount claimed	Amount paid	Amount claimed	Amount paid	Amount claimed	Amount paid	Amount claimed	Amount paid	Amount claimed	Amount paid
			R	R	R	R	R	R	R	R	R	R
3.8.268	43L	Trauma to the urinary system including ruptured bladder										
3.8.269	289L	Ureteral fistula (intestinal)										
3.8.270	359L	Vesicoureteral reflux										
3.8.271		<i>Total</i>										
		<i>Cumulative Total</i>										



PART 3.9
PMB EXPENDITURE IN-HOSPITAL AND OUT-OF-HOSPITAL: BY CDL CONDITION
(AMOUNT CLAIMS VS AMOUNT PAID)

			Consolidated Total						Per Benefit Option			
			In-Hospital		Out-of-Hospital		Total		In-Hospital		Out-of-Hospital	
	Code	Diagnosis	Amount claimed	Amount paid	Amount claimed	Amount paid	Amount claimed	Amount paid	Amount claimed	Amount paid	Amount claimed	Amount paid
			R	R	R	R	R	R	R	R	R	R
3.9.1	ADS	Addisons Disease										
3.9.2	AST	Asthma										
3.9.3	BCE	Bronchiectasis										
3.9.4	BMD	Bipolar Mood Disorder										
3.9.5	CHF	Cardiac failure										
3.9.6	CMY	Cardiomyopathy										
3.9.7	COP	Chronic Obs. Pulmonary Disease										
3.9.8	CRF	Chronic Renal Disease										
3.9.9	CSD	Crohns Disease										
3.9.10	DBI	Diabetes Insipidus										
3.9.11	DM1	Diabetes Mellitus 1										
3.9.12	DM2	Diabetes Mellitus 2										
3.9.13	DYS	Dysrhythmias										
3.9.14	EPL	Epilepsy										
3.9.15	GLC	Glaucoma										
3.9.16	HAE	Haemophilia										
3.9.17	HYL	Hyperlipidaemia										
3.9.18	HYP	Hypertension										
3.9.19	IBD	Ulcerative Colitis										



PART 3.9
PMB EXPENDITURE IN-HOSPITAL AND OUT-OF-HOSPITAL: BY CDL CONDITION
(AMOUNT CLAIMS VS AMOUNT PAID)

			Consolidated Total						Per Benefit Option			
			In-Hospital		Out-of-Hospital		Total		In-Hospital		Out-of-Hospital	
	Code	Diagnosis	Amount claimed	Amount paid	Amount claimed	Amount paid	Amount claimed	Amount paid	Amount claimed	Amount paid	Amount claimed	Amount paid
			R	R	R	R	R	R	R	R	R	R
3.9.20	IHD	Coronary Artery Disease										
3.9.21	MSS	Multiple Sclerosis										
3.9.22	PAR	Parkinsons Disease										
3.9.23	RHA	Rheumatoid Arthritis										
3.9.24	SCZ	Schizophrenia										
3.9.25	SLE	Systemic LE										
3.9.26	TDH	Hypothyroidism										
3.9.27	HIV	HIV/AIDS										
3.9.28		<i>Total</i>										
		<i>Cumulative Total</i>										



PART 4 NOTES TO THE FINANCIAL STATEMENTS

PART 4.1 PROPERTY, PLANT AND EQUIPMENT

		Total	Land and Buildings	Computer Equipment and Software	Furniture and Fittings	Motor Vehicles	Other
		R	R	R	R	R	R
4.1.1	Gross Carrying Amount						
4.1.1.1	At beginning of year						
4.1.1.1.1	- As previously reported		4.1.1.9 (Previous Year annual return) - Gross Carrying Amount: At end of year (Land & Buildings)	4.1.1.9 (Previous Year annual return) - Gross Carrying Amount: At end of year (Computer equipment and Software)	4.1.1.9 (Previous Year annual return) - Gross Carrying Amount: At end of year (Furniture & Fittings)	4.1.1.9 (Previous Year annual return) - Gross Carrying Amount: At end of year (Motor Vehicles)	4.1.1.9 (Previous Year annual return) - Gross Carrying Amount: At end of year (Other)
4.1.1.1.2	- Prior year adjustment						
4.1.1.2	Additions						
4.1.1.3	Disposals						
4.1.1.4	Impairment write down						
4.1.1.5	Revaluation surplus						
4.1.1.6	Other movements (specify)						
4.1.1.7	Other group balances on consolidation						
4.1.1.8	Transfer of assets due to amalgamation						
4.1.1.9	At end of year						



PART 4.1 PROPERTY, PLANT AND EQUIPMENT

		Total	Land and Buildings	Computer Equipment and Software	Furniture and Fittings	Motor Vehicles	Other
		R	R	R	R	R	R
4.1.2	Accumulated Depreciation						
4.1.2.1	<i>At beginning of year</i>						
4.1.2.1.1	- As previously reported		4.1.2.8 (Previous Year annual return) - Accumulated Depreciation: At end of year (Land & Buildings)	4.1.2.8 (Previous Year annual return) - Accumulated Depreciation: At end of year (Computer Equipment and Software)	4.1.2.8 (Previous Year annual return) - Accumulated Depreciation: At end of year (Furniture & Fittings)	4.1.2.8 (Previous Year annual return) - Accumulated Depreciation: At end of year (Motor Vehicles)	4.1.2.8 (Previous Year annual return) - Accumulated Depreciation: At end of year (Other)
4.1.2.1.2	- Prior year adjustment						
4.1.2.2	Depreciation charges						
4.1.2.3	Impairment charges						
4.1.2.4	Accumulated depreciation on disposals						
4.1.2.5	Other movements (specify)						
4.1.2.6	Other group balances on consolidation						
4.1.2.7	Transfer of assets due to amalgamation						
4.1.2.8	<i>At end of year</i>						
4.1.3	<i>Net carrying amount at end of year</i>						

Please provide the reasons for any prior year restatements/reclassifications:

Medical Scheme:
Ref No.:
Financial Year End:



PART 4.2 INVESTMENTS

		Non-current	Current	Total
		R	R	R
4.2.1	Investment property			
4.2.2	Available-for-sale investments			
4.2.3	Held-to-maturity investments			
4.2.4	Investments held at fair value through profit or loss			
4.2.5	Other (specify)			
4.2.6	Group investments on consolidation			
4.2.7	Less: Transfer of assets due to amalgamation during the year			
4.2.8	<i>Total investments</i>			



PART 4.3 (a) TRADE AND OTHER RECEIVABLES

		Total
		R
4.3.1	<i>Contributions outstanding:</i>	
4.3.1.1	- current	
4.3.1.2	- 30 days	
4.3.1.3	- 60 days	
4.3.1.4	- 90 days	
4.3.1.5	- 120 days +	
4.3.2	<i>Recoveries from members for co-payments paid and payable (except for contributions, loans and savings plan account advances)</i>	
4.3.2.1	- current	
4.3.2.2	- 30 days	
4.3.2.3	- 60 days	
4.3.2.4	- 90 days	
4.3.2.5	- 120 days +	
4.3.3	<i>Personal medical savings account advances</i>	
4.3.3.1	- current	
4.3.3.2	- 30 days	
4.3.3.3	- 60 days	
4.3.3.4	- 90 days	
4.3.3.5	- 120 days +	
4.3.4	<i>Risk transfer arrangements</i>	
4.3.4.1	<i>Commercial reinsurance contracts</i>	
4.3.4.1.1	Share of outstanding claims provision	
4.3.4.1.2	Share of claims reported not yet paid	
4.3.4.1.3	Less: Provision for impaired losses at year end	
4.3.4.2	<i>Other Risk transfer arrangements</i>	
4.3.4.2.1	Share of outstanding claims provision	
4.3.4.2.2	Share of claims reported not yet paid	
4.3.4.2.3	Less: Provision for impaired losses at year end	
4.3.5	Prepaid expenses on risk transfer arrangements	
4.3.6	Prepaid expenses on managed care arrangements	
4.3.7	Prepaid expenses	
4.3.8	<i>Loans to members</i>	
4.3.8.1	Loans to members - Capital	
4.3.8.2	Loans to members - Interest	
4.3.9	Accrued interest	
4.3.10	<i>Member balances</i>	
4.3.10.1	- current	
4.3.10.2	- 30 days	
4.3.10.3	- 60 days	
4.3.10.4	- 90 days	
4.3.10.5	- 120 days +	

Initials of Principal Officer: _____ Initials of Auditor(s): _____



PART 4.3 (a) TRADE AND OTHER RECEIVABLES

		Total
		R
4.3.11	<i>Provider balances</i>	
4.3.11.1	- current	
4.3.11.2	- 30 days	
4.3.11.3	- 60 days	
4.3.11.4	- 90 days	
4.3.11.5	- 120 days +	
4.3.12	<i>Amounts owing by:</i>	
4.3.12.1	- Administrators	
4.3.12.2	- Reinsurer (other than claim recoveries)	
4.3.12.3	- Managed care organisations (other than claim recoveries)	
4.3.12.4	- Brokers	
4.3.12.5	- Other related parties (specify)	
	Description Relationship Specify	
4.3.13	Sundry debtors (specify)	
4.3.14	Less: Provision for impaired losses at year end (excluding risk transfer arrangements)	
4.3.15	Trade and other receivables of group companies on consolidation	
4.3.16	Transfer of assets due to amalgamation during the year	
4.3.17	<i>Total trade and other receivables</i>	

Please indicate whether the scheme has any agreements in place with employers / members to pay their contributions after 3 days of it becoming due:

Please indicate the remedial actions taken by the scheme where contributions were received after three days of it becoming due:

What is the nature of/reasons for the amount owed by the administrator?

What is the nature of/reasons for the amount owed by reinsurers (other than claims recoveries)?

What is the nature of/reasons for the amount owed by managed care organisations (other than claims recoveries)?

What is the nature of/reasons for the amount owed by brokers?

What is the nature of/reasons for the amount owed by other related parties?



PART 4.3 (b)
ANALYSIS OF MOVEMENTS IN RESPECT OF RISK TRANSFER ARRANGEMENTS
ASSETS

		Total
		R
4.3.1	<i>Commercial reinsurance contracts</i>	
4.3.1.1	Balance at beginning of year	4.3.1 (Previous Year annual return) - Commercial reinsurance contracts
4.3.1.2	Less: Payments in respect of prior year	
4.3.1.3	(Over)/under provision in respect of prior year	
4.3.1.4	Adjustment for current year	
4.3.2	<i>Other risk transfer arrangements</i>	
4.3.2.1	Balance at beginning of year	4.3.2 (Previous Year annual return) - Other risk transfer arrangements
4.3.2.2	Less: Payments in respect of prior year	
4.3.2.3	(Over)/under provision in respect of prior year	
4.3.2.4	Adjustment for current year	
4.3.3	<i>Total risk transfer arrangements assets</i>	

Medical Scheme:
Ref No.:
Financial Year End:



PART 4.4 CASH AND CASH EQUIVALENTS

		Total
		R
4.4.1	Call accounts	
4.4.2	Current accounts	
4.4.3	Fixed deposits	
4.4.4	Money market instruments	
4.4.5	Cash and cash equivalents of group companies on consolidation	
4.4.6	Transfer of assets due to amalgamation during the year	
4.4.7	<i>Total cash and cash equivalents per balance sheet</i>	
4.4.8	Outstanding cheques	
4.4.9	<i>Total cash and cash equivalents per part 9 of the return</i>	



PART 4.5.1 PERSONAL MEDICAL SAVINGS ACCOUNTS TRUST LIABILITY

		Total
		R
4.5.1.1	Balance on savings plan liability at the beginning of the year (credit balance)	4.5.16 (Previous Year annual return) - Savings plan liability credit balance at the end of the year
4.5.1.2	Prior year adjustment	
4.5.1.3	Less: Advances on savings plan accounts	4.5.15 * -1 (Previous Year annual return) - Advances on savings plan accounts included in accounts receivable
4.5.1.4	Balance on savings plan liability at the beginning of the year (net balance)	
4.5.1.5	<i>Savings contributions received or receivable</i>	
4.5.1.5.1	- For the current year	4.10.2 *-1 - Less: Savings contributions received
4.5.1.5.2	- Received in advance	
4.5.1.5.3	- Allocated to settle prior year advances	
4.5.1.6	Transfers from other schemes	
4.5.1.7	Savings plan liabilities transferred to/(from) the scheme upon amalgamation	
4.5.1.8	Interest paid on savings plan accounts	4.22.2 Interest paid on savings plan accounts
4.5.1.9	Less: Transfers to other schemes	
4.5.1.10	Less: Claims paid on behalf of members	4.11.1.2 - Less: Savings plan claims paid (Total column)
4.5.1.11	Less: Administration expenses	4.16.1.40 current year (fund column only) - Less: Administration expenses recoverable from savings plan accounts
4.5.1.12	Less: Bank charges and investment management fees incurred	
4.5.1.13	Less: Refunds on death or resignation	
4.5.1.14	Other (specify)	
4.5.1.15	Net balance at the end of the year	
4.5.1.16	Add: Advances on savings plan accounts	
4.5.1.17	<i>Balance of savings plan liability at the end of the year (credit balance)</i>	
4.5.1.18	Ageing of savings plan liability at the end of the year	
4.5.1.18.1	Current Members	
4.5.1.18.2	Resigned members	
4.5.1.18.2.1	- 0 - 6 months	
4.5.1.18.2.2	- 6 months +	

Medical Scheme:
Ref No.:
Financial Year End:



PART 4.5.1
PERSONAL MEDICAL SAVINGS ACCOUNTS TRUST LIABILITY

What procedures are in place to follow-up on members that need to be refunded?
Please provide the reasons for any prior year restatements/reclassifications:

Blank document with pull throughs

Medical Scheme:
Ref No.:
Financial Year End:



PART 4.5.2 PERSONAL MEDICAL SAVINGS ACCOUNTS TRUST INVESTMENT

		Total
		R
4.5.2.1	Call accounts	
4.5.2.2	Current accounts	
4.5.2.3	Fixed deposits	
4.5.2.4	Other (specify)	
4.5.2.5	Transfer of assets due to amalgamation during the year	
4.5.2.6	<i>Total personal medical savings accounts trust investment</i>	

Please provide detail as to why the personal medical savings account trust investment does not agree with the trust liability:

--



PART 4.6 BORROWINGS

		Interest bearing borrowings		Non-interest bearing borrowings		Total
		Current	Non-current	Current	Non-current	
		R	R	R	R	R
4.6.1	Description (specify)					
4.6.2	Borrowings of group companies on consolidation					
4.6.3	Less: Transfer of liabilities due to amalgamation during the year					
4.6.4	<i>Total borrowings</i>					

Were the borrowings approved by Council?

Medical Scheme:
Ref No.:
Financial Year End:



PART 4.7 OTHER NON-CURRENT LIABILITIES

		Total
		R
4.7.1	Other non-current liabilities	
4.7.1.1	Post retirement benefits	
4.7.1.2	Other non-current liabilities (specify)	
4.7.2	Less: Current portion included in current liabilities	
4.7.2.1	Post retirement benefits	
4.7.2.2	Other	
4.7.3	Balances of group companies on consolidation	
4.7.4	Less: Transfer of liability due to amalgamation during the year	
4.7.5	<i>Total other non-current liabilities</i>	

In respect of which employees are the post retirement benefits due?



PART 4.8 TRADE AND OTHER PAYABLES

		Total
		R
4.8.1	<i>Reported claims not yet paid</i>	
4.8.1.1	Reported claims not yet paid – due to members (including outstanding cheques)	
4.8.1.2	Reported claims not yet paid – due to providers (including outstanding cheques)	
4.8.2.1	Stale cheques for claims expenses	
4.8.2.2	Stale cheques for expenses other than claims	
4.8.3	Net contributions received in advance	
4.8.4	<i>Payments received in advance under risk transfer arrangements</i>	
4.8.4.1	Payments received in advance under commercial reinsurance contracts	
4.8.4.2	Payments received in advance under other risk transfer arrangements	
4.8.5	Bank overdraft (current account)	
4.8.6	<i>Amounts owing to:</i>	
4.8.6.1	- Administrator	
4.8.6.2	- Reinsurer (other than claim recoveries)	
4.8.6.3	- Brokers	
4.8.6.4	- Managed care organisations	
4.8.6.5	- Other related parties (specify)	
	Description Relationship Specify	
4.8.7	Current portion of non-current borrowings and other non-current liabilities	4.6.4 - Current column of interest bearing borrowings + 4.6.4 - Current column of non-interest bearing borrowings + (4.7.2.2 *-1) - Less: Current portion included in current liabilities: Other
4.8.8	Amounts owing to members	
4.8.9	Unallocated deposits	
4.8.10	Post retirement benefits	(4.7.2.1 *-1) - Less: Current portion included in current liabilities: Post retirement benefits
4.8.11	Other payables & accrued expenses (specify)	
4.8.12	Balances of group companies on consolidation	
4.8.13	Less: Transfer of liability due to amalgamation during the year	

Medical Scheme:
Ref No.:
Financial Year End:



PART 4.8 TRADE AND OTHER PAYABLES

4.8.14	Total trade and other payables	
--------	--------------------------------	--

What is the nature of/the reasons for the amount owed to the administrator? The amount owed is larger than the average fee per month.
What is the nature of/the reasons for the amount owed to brokers? The amount owed is larger than the average fee per month.
What is the nature of/the reasons for the amount owed to managed care organisations? The amount owed is larger than the average fee per month.
What is the nature of/the reasons for the amount owed to members in line 4.8.8?
What is the nature of/the reasons for the unallocated deposits? The amount owed is larger than the average gross contributions per month.
Please indicate whether the scheme obtained approval from Council to directly or indirectly borrow money, as is required by section 35(6)(c) of the Medical Schemes Act:



PART 4.9 OUTSTANDING CLAIMS PROVISION

		A Total	B Outstanding claims provision - not covered by risk transfer arrangements	C Outstanding claims provision – covered by commercial reinsurance contracts	D Outstanding claims provision – covered by other risk transfer arrangements
		R	R	R	R
4.9.1	<i>Balance at beginning of year</i>				
4.9.1.1	- As previously reported:	4.9.8 (Previous Year annual return) - Total outstanding claims provision at end of year	4.9.8 (Previous Year annual return) – Column B: Total outstanding claims provision at end of year	4.9.8 (Previous Year annual return) – Column C: Total outstanding claims provision at end of year	4.9.8 (Previous Year annual return) – Column D: Total outstanding claims provision at end of year
4.9.1.2	- Prior year adjustment				
4.9.1.3	- Transfer of liability due to amalgamation (IN)				
4.9.2	Less: Payments in respect of the prior year				
4.9.3	(Under)/Over provision in respect of the prior year				
4.9.4	Adjustment for the current year				
4.9.5	Liability adequacy test (LAT) provision adjustment				
4.9.6	Total outstanding claims provision at end of year				
4.9.7	Less: Transfer of liability due to amalgamation (OUT)				
4.9.8	<i>Total outstanding claims provision at end of year</i>				

	<i>Representing:</i>				
4.9.8.1	Estimated gross claims				
4.9.8.2	Less: Estimated recoveries from				
4.9.8.3	- co-payments				
4.9.8.4	- savings plan accounts				
4.9.8.5	<i>Balance at end of year</i>				

Please provide the reasons for any (under)/over provision which is more than 10% of the previous year's provision:

Please provide the reasons for any prior year restatements/reclassifications:

Initials of Principal Officer: _____ Initials of Auditor(s): _____

Medical Scheme:
Ref No.:
Financial Year End:



PART 4.10
RISK CONTRIBUTION INCOME

		Total
		R
4.10.1	Gross contributions per registered rules	
4.10.2	Less: Savings contributions received	
4.10.3	<i>Risk contribution income</i>	

Please provide the reasons if the gross contributions are zero:



PART 4.11.1 RELEVANT HEALTHCARE EXPENDITURE

		A Total	B In respect of risk carried by the scheme (including claims incurred in respect of commercial reinsurance contracts)	C In respect of related risk transfer arrangements (excluding claims incurred in respect of commercial reinsurance contracts)
		R	R	R
4.11.1	Gross claims paid and reported			
4.11.1.1	- Direct benefits for the period			
4.11.1.2	- Direct benefits for the previous period			
4.11.1.3	- Direct benefits reported not yet paid			
4.11.1.4	- Managed care: healthcare benefits for the period (no transfer of risk)			0
4.11.1.5	- Managed care: healthcare benefits for the previous period (no transfer of risk)			0
4.11.1.6	- Managed care: healthcare benefits reported not yet paid (no transfer of risk)			0
4.11.1.7	- Services provided to members in own facilities			0
4.11.2	Less: Savings plan claims paid		3.1.11 - Total Benefits (Savings amount paid by scheme on behalf of member column) *-1	0
4.11.3	Less: Discount received on claims		3.1.11 - Total Benefits (Discount received column) *-1	0
4.11.4	Less: Claims recoveries from third parties			0
4.11.5	Net actual claims paid and reported			
4.11.6	Provision for outstanding claims at the end of the financial year	4.9.6 - Total outstanding claims provision at end of year (Column A)	4.9.6 - Total outstanding claims provision at end of year (Column B) + 4.9.6 (Column C)	4.9.6 - Total outstanding claims provision at end of year (Column D)
4.11.7	Less: Provision for outstanding claims at end of the previous year	4.9.1 - Total outstanding claims provision at beginning of year *-1 (column A)	4.9.1 - Total outstanding claims provision at beginning of year *-1 (column B + column C)	4.9.1 - Total outstanding claims provision at beginning of year *-1 (column D)



PART 4.11.1
RELEVANT HEALTHCARE EXPENDITURE

		A Total	B In respect of risk carried by the scheme (including claims incurred in respect of commercial reinsurance contracts)	C In respect of related risk transfer arrangements (excluding claims incurred in respect of commercial reinsurance contracts)
		R	R	R
4.11.8	<i>Net claims incurred (excluding net (income)/expense from other risk transfer arrangements)</i>			
4.11.9	Net (income)/expense from other risk transfer arrangements		0	4.13.4 (Consolidated total) net (income)/expense from other risk transfer arrangements
4.11.10	<i>Relevant healthcare expenditure</i>			



PART 4.11.2
MANAGED CARE: HEALTHCARE SERVICES (NO TRANSFER OF RISK) – PAID AND REPORTED

		Consolidated total		Per contract	
		Current year	Previous year	Current year	Previous year
		R	R	R	R
4.11.2.1	Contracted network primary health care and specialist services				4.11.2.1 – 4.11.2.11 Per Contract name (Current year column Previous Year Return)
4.11.2.2	Dental management services				
4.11.2.3	Diabetes management services				
4.11.2.4	Disease management services				
4.11.2.5	Drug utilisation management services				
4.11.2.6	HIV/AIDS disease management services				
4.11.2.7	Hospital management services				
4.11.2.8	Managing provider networks				
4.11.2.9	Pathology management services				
4.11.2.10	Primary health care services network				
4.11.2.11	Other (specify)				
4.11.2.2	<i>Total managed care: healthcare services (no transfer of risk)</i>				

Please provide the reasons for any prior year restatements:

--



PART 4.12 MANAGED CARE: MANAGEMENT SERVICES

		Administrator ¹ / Self-administration	Co-Administrator ²	Other third parties	Total
		R	R	R	R
4.12.1	Chronic medication management services				
4.12.2	Claims management services				
4.12.3	Clinical risk management services				
4.12.4	Contracted network primary health care and specialist services				
4.12.5	Dental management services				
4.12.6	Development of clinical protocols and funding policies for new and existing medicines, treatments and technologies				
4.12.7	Development, implementation and management of agreements with provider networks and providers, including management of professional risk expenditure				
4.12.8	Disease management services				
4.12.9	Drug utilisation management services				
4.12.10	HIV/AIDS disease management services				
4.12.11	Hospital management services				
4.12.12	Oncology benefit management services				
4.12.13	Optometry management services				
4.12.14	Pathology benefit management services				
4.12.15	Pharmaceutical benefit management services				
4.12.16	Provider network management services				

¹ Includes related parties to the administrator

² Includes related parties to the co-administrator



PART 4.12
MANAGED CARE: MANAGEMENT SERVICES

		Administrator ¹ / Self-administration	Co-Administrator ²	Other third parties	Total
		R	R	R	R
4.12.17	Psychiatric and psychology benefit management services				
4.12.18	Radiology management services				
4.12.19	Respiratory benefit management services				
4.12.20	Service provider negotiations and management				
4.12.21	Other (specify)				
4.12.22	<i>Total managed care: management services</i>				

Why is the amount paid not split between the different services provided?



PART 4.13
NET (INCOME)/EXPENSES FROM OTHER RISK TRANSFER ARRANGEMENTS (EXCLUDING COMMERCIAL REINSURANCE CONTRACTS)

		Consolidated total		Per contract	
		Current year	Previous year	Current year	Previous year
		R	R	R	R
4.13.1	Premiums/fees paid (Capitation fees)				
4.13.1.1	Benefit management services				4.13.1.1 – 4.13.1.19 Per Contract name (Current year column Previous Year Return)
4.13.1.2	Clinical risk management services				
4.13.1.3	Contracted network primary health care and specialist services				
4.13.1.4	Dental management services				
4.13.1.5	Diabetes management services				
4.13.1.6	Disease management services				
4.13.1.7	Drug utilisation management services				
4.13.1.8	HIV/AIDS disease management services				
4.13.1.9	Hospital management services				
4.13.1.10	Managing provider networks				
4.13.1.11	Optometry management services				
4.13.1.12	Pathology management services				
4.13.1.13	Pharmaceutical benefit management services				
4.13.1.14	Prescribed minimum benefit management services				
4.13.1.15	Primary care services				
4.13.1.16	Primary healthcare services network				
4.13.1.17	Radiology management services				
4.13.1.18	Specialist management services				
4.13.1.19	Other (specify)				



PART 4.13
NET (INCOME)/EXPENSES FROM OTHER RISK TRANSFER ARRANGEMENTS (EXCLUDING COMMERCIAL REINSURANCE CONTRACTS)

		Consolidated total		Per contract	
		Current year	Previous year	Current year	Previous year
		R	R	R	R
4.13.2	Claims recoveries in respect of related risk transfer arrangements				
4.13.2.1	Benefit management services				4.13.2.1 – 4.13.2.19 Per Contract name (Current year column Previous Year Return)
4.13.2.2	Clinical risk management services				
4.13.2.3	Contracted network primary health care and specialist services				
4.13.2.4	Dental management services				
4.13.2.5	Diabetes management services				
4.13.2.6	Disease management services				
4.13.2.7	Drug utilisation management services				
4.13.2.8	HIV/AIDS disease management services				
4.13.2.9	Hospital management services				
4.13.2.10	Managing provider networks				
4.13.2.11	Optometry management services				
4.13.2.12	Pathology management services				
4.13.2.13	Pharmaceutical benefit management services				
4.13.2.14	Prescribed minimum benefit management services				
4.13.2.15	Primary care services				
4.13.2.16	Primary healthcare services network				
4.13.2.17	Radiology management services				
4.13.2.18	Specialist management services				
4.13.2.19	Other (specify)				



PART 4.13
NET (INCOME)/EXPENSES FROM OTHER RISK TRANSFER ARRANGEMENTS (EXCLUDING COMMERCIAL REINSURANCE
CONTRACTS)

		Consolidated total		Per contract	
		Current year	Previous year	Current year	Previous year
		R	R	R	R
4.13.3	Other (specify)				4.13.3 Per Contract name (Current year column Previous Year Return)
4.13.4	Net (income)/expense from other risk transfer arrangements				

Please provide the basis for the calculation of the estimated claims recoveries in respect of the following related risk transfer arrangements: (list contract names)
Please provide the reasons for any prior year restatements:

Medical Scheme:
Ref No.:
Financial Year End:



PART 4.14
NET INCOME/(EXPENSES) FROM RISK TRANSFER ARRANGEMENTS:
COMMERCIAL REINSURANCE CONTRACTS

		Consolidated total	Per contract
		R	R
4.14.1	Reinsurance premiums paid		
4.14.2	Reinsurance claims recovered		
4.14.3	Provision for reinsurance claims recovered		
4.14.4	Profit/(Loss) on reinsurance arrangements		
4.14.5	Commissions on reinsurance agreements		
4.14.6	Discounts received		
4.14.7	<i>Net income/(expense) from commercial reinsurance</i>		

Medical Scheme:
Ref No.:
Financial Year End:



PART 4.15 (a) BROKER SERVICE FEES

		Broker service fees
		R
4.15.1	Paid to brokers	
4.15.2	Paid to related party brokers (specify)	
4.15.3	<i>Total broker service fees</i>	

Why does the broker fees per average member per month exceed the statutory limit of R78.66?
Why does the broker fees exceed the statutory limit of 3.42% of gross contributions?

Medical Scheme:
Ref No.:
Financial Year End:



PART 4.15 (b)
OTHER DISTRIBUTION COSTS

		Other distribution costs
		R
4.15.1	Paid to related parties (specify)	
4.15.2	Other (specify)	
4.15.3	Total distribution costs	



PART 4.16.1 ADMINISTRATION EXPENSES

		Current year		Previous year	
		Fund	Own Facilities	Fund	Own Facilities
		R	R	R	R
4.16.1.1	Actuarial fees			4.16.1 to 4.16.41 (Previous Year annual return) (Fund column)	4.16.1 to 4.16.41 (Previous Year annual return) (Own Facilities column)
4.16.1.2	<i>Administration fees:</i>				
4.16.1.2.1	- Fees paid to the administrator			4.16.1 to 4.16.41 (Previous Year annual return) (Fund column)	4.16.1 to 4.16.41 (Previous Year annual return) (Own Facilities column)
4.16.1.2.2	- Indirect fees paid to the administrator				
4.16.1.3	Advertising				
4.16.1.4	Annual general meeting costs				
4.16.1.5	Association fees				
4.16.1.6	<i>Audit expense:</i>				
4.16.1.6.1	- Audit services			4.16.1 to 4.16.41 (Previous Year annual return) (Fund column)	4.16.1 to 4.16.41 (Previous Year annual return) (Own Facilities column)
4.16.1.6.2	- Audit expenses				
4.16.1.6.3	- Audit committees				
4.16.1.6.4	- Over/(under) provision of prior year's audit fees				
4.16.1.6.5	- Other non-audit expenses (specify)				
4.16.1.7	Bank charges				
4.16.1.8	Call centre fees				
4.16.1.9	Co-administration fees paid for ongoing services provided by third parties				
4.16.1.10	Computer expenses				
4.16.1.11	Consultancy fees (not the contracted administrator)				



PART 4.16.1 ADMINISTRATION EXPENSES

		Current year		Previous year	
		Fund	Own Facilities	Fund	Own Facilities
		R	R	R	R
4.16.1.12	Council for Medical Schemes expenses			4.16.1 to 4.16.41 (Previous Year annual return) (Fund column)	4.16.1 to 4.16.41 (Previous Year annual return) (Own Facilities column)
4.16.1.13	Debt collection fees				
4.16.1.14	Depreciation				
4.16.1.15	Electronic checking fees				
4.16.1.16	Entertainment				
4.16.1.17	Fidelity guarantee insurance premiums				
4.16.1.18	Insurance fees				
4.16.1.19	Internal audit fees				
4.16.1.20	Investigation fees				
4.16.1.21	Legal fees				
4.16.1.22	Marketing expenses				
4.16.1.23	MVA administration fees				
4.16.1.24	Operating leases and other rentals (incl. property rentals)				
4.16.1.25	Other levies				
4.16.1.26	Penalties (including CMS penalties)				
4.16.1.27	Pharmacy administration fees				
4.16.1.28	Principal Officer / curator fees & remuneration				
4.16.1.29	Principal Officer / curator travel and other expenses incurred				
4.16.1.30	Printing, stationery and postage				
4.16.1.31	Professional fees				
4.16.1.32	Professional indemnity insurance premiums				



PART 4.16.1 ADMINISTRATION EXPENSES

		Current year		Previous year	
		Fund	Own Facilities	Fund	Own Facilities
		R	R	R	R
4.16.1.33	Repairs and maintenance			16.1 to 4.16.41 (Previous Year annual return) (Fund column)	4.16.1 to 4.16.41 (Previous Year annual return) (Own Facilities column)
4.16.1.34	Staff remuneration and employment costs				
4.16.1.35	Telephone, postage and fax				
4.16.1.36	Travel, accommodation and conferences				
4.16.1.37	Trustees' remuneration and considerations	4.17.2 (Total column) - Total trustee remuneration and considerations			
4.16.1.38	Water and electricity				
4.16.1.39	Other administration expenses (specify)				
4.16.1.40	Less: Administration expenses recoverable from savings plan accounts				
4.16.1.41	<i>Total administration expenses</i>				

Kindly provide the reasons why no fidelity or professional indemnity insurance was accounted for in the current year.
Kindly provide information on the nature of the co-administration services rendered to the scheme, including the name of the provider.
Please provide the reasons for any prior year restatements/reclassifications:



PART 4.16.2 ADVERTISING AND MARKETING EXPENDITURE

		Consolidated total		Per contract	
		Current year	Previous year	Current year	Previous year
		R	R	R	R
4.16.2.1	Details of services provided				4.16.2 Per Contract name (Current year column Previous Year Return): Details of services provided
4.16.2.2	Total advertising and marketing expenditure				

Please provide the reasons for any prior year restatements:



PART 4.17 TRUSTEE REMUNERATION AND CONSIDERATIONS

		Fees for meeting attendance	Fees for holding of office	Fees for consultancy services	Allowances	Training	Conference fees	Telephone expenses	Accommodation, travel and meals	Other disbursements and reimbursements	Total	Fees received in respect of services rendered to related parties
		R	R	R	R	R	R	R	R	R	R	R
4.17.1	Per trustee member											
4.17.2	Total trustee remuneration and considerations											



PART 4.18
PROVISION FOR IMPAIRED LOSSES AT YEAR-END

		Amount recognised in the income statement for the year							
		A Provision for impaired losses at beginning of year	B Unused amounts reversed during the year (credit in income statement)	C Additional provisions made during the year (debit in income statement)	D Amounts utilised during the year	E Provision for impaired losses at year-end	F Impaired losses recognised directly in the income statement (debit in income statement)	G Previous impairment losses recovered (credit in the income statement)	H Total movement in income statement for the year
		R	R	R	R	R	R	R	R
4.18.1	Contributions owed by members that are not collectable								
4.18.2	Amounts owed in respect of member's portions of claims that are not recoverable								
4.18.3	Amounts owed by service providers that are not recoverable								
4.18.4	Amounts owed by members in respect of savings plan accounts that are not recoverable								
4.18.5	Other (specify)								
4.18.6	Total								

Medical Scheme:
Ref No.:
Financial Year End:



PART 4.19 OTHER INVESTMENT INCOME

		Total
		R
4.19.1	<i>Income from investments and property:</i>	
4.19.1.1	- Interest	
4.19.1.2	- Dividends received	
4.19.1.3	- Rentals	
4.19.1.4	- Policy income	
4.19.2	Other (specify)	
4.19.3	<i>Total other investment income</i>	

Medical Scheme:
Ref No.:
Financial Year End:



PART 4.20 OTHER REALISED AND UNREALISED GAINS/(LOSSES)

		Total
		R
4.20.1	Profit/(loss) on disposal of property, plant and equipment	
4.20.2	Profit/(loss) on disposal of investment property	
4.20.3	Realised gain/(loss) on disposal of available-for-sale investments	
4.20.4	Unrealised gain/(loss) on revaluation of investment property	
4.20.5	Net gain/(loss) on revaluation of investments carried at fair value through the income statement	
4.20.6	Other (specify)	
4.20.7	<i>Total realised and unrealised gains/(losses)</i>	

Medical Scheme:
Ref No.:
Financial Year End:



PART 4.21 OWN FACILITY SURPLUS / (DEFICIT)

		Total
		R
4.21.1	Income from services rendered to third parties	
4.21.2	Less: Total cost incurred in operating own facility	
4.21.2.1	Less: Total healthcare provider costs	
4.21.2.2	Less: Changes in inventories	
4.21.2.3	Less: Administration expenditure	4.16.1.41 Current year (Own facility column) - Total administration expenses * -1
4.21.2.4	Less: Other costs incurred in operating own facility	
4.21.2.5	Add: Costs relating to members included in claims	4.11.1.7 - Services provided to members in own facilities (Total column)
4.21.3	<i>Total own facility surplus/(deficit)</i>	

Medical Scheme:
Ref No.:
Financial Year End:



PART 4.22 FINANCE COSTS

		Total
		R
4.22.1	Borrowings	
4.22.2	Interest paid on savings plan accounts	
4.22.3	Other (specify)	
4.22.4	<i>Total finance costs</i>	



PART 4.23

NET SURPLUS / (DEFICIT) PER BENEFIT OPTION

		Consolidated total	Other	Per benefit option
		R	R	R
4.23.1	Gross contributions			
4.23.2	Less: Savings contributions			
4.23.3	<i>Risk contribution income</i>			
4.23.4	<i>Gross claims paid and reported in respect of risk carried by the scheme (including claims incurred in respect of commercial reinsurance contracts)</i>			
4.23.4.1	- Direct benefits for the period			
4.23.4.2	- Direct benefits for the previous period			
4.23.4.3	- Direct benefits reported not yet paid			
4.23.4.4	- Managed care: healthcare benefits for the period (no transfer of risk)			
4.23.4.5	- Managed care: healthcare benefits for the previous period (no transfer of risk)			
4.23.4.6	- Managed care: healthcare benefits reported not yet paid (no transfer of risk)			
4.23.4.7	- Services provided to members in own facilities			
4.23.5	Less: Savings plan claims paid			
4.23.6	Less: Discount received on claims			
4.23.7	Less: Claims recoveries from third parties			
4.23.8	<i>Net actual claims paid and reported in respect of risk carried by the scheme (including claims incurred in respect of commercial reinsurance contracts)</i>			
4.23.9	Provision for outstanding claims at the end of the financial year			
4.23.10	Less: Provision for outstanding claims at end of the previous year			
4.23.11	<i>Net claims incurred in respect of risk carried by the scheme (including claims incurred in respect of commercial reinsurance contracts)</i>			
4.23.12	<i>Gross claims paid and reported in respect of related risk transfer arrangement (excluding claims incurred in respect of commercial reinsurance contracts)</i>			
4.23.12.1	- Direct benefits for the period			
4.23.12.2	- Direct benefits for the previous period			
4.23.12.3	- Direct benefits reported not yet paid			
4.23.13	<i>Net actual claims paid and reported in respect of related risk transfer arrangements (excluding claims incurred in respect of commercial reinsurance contracts)</i>			
4.23.14	Provision for outstanding claims at the end of the financial year			



PART 4.23 NET SURPLUS / (DEFICIT) PER BENEFIT OPTION

		Consolidated total	Other	Per benefit option
		R	R	R
4.23.15	Less: Provision for outstanding claims at end of the previous year			
4.23.16	<i>Net claims incurred in respect of related risk transfer arrangements (excluding claims incurred in respect of commercial reinsurance contracts)</i>			
4.23.17	<i>Net income/(expense) on risk transfer arrangements</i>			
4.23.17.1	Premiums/fees paid (Capitation fees)			
4.23.17.2	Less: Estimated claims recoveries			
4.23.17.3	Other (specify)			
4.23.18	<i>Relevant healthcare expenditure</i>			
4.23.19	Gross healthcare result			
4.23.20	Net income/(expense) on commercial reinsurance contracts			
4.23.21	Less: Managed care: management services			
4.23.22.1	Less: Broker service fees			
4.23.22.2	Less: Other distribution costs			
4.23.23	Administration expenses			
4.23.24	Net impairment losses: Trade and other receivables			
4.23.25	Net healthcare result			
4.23.26	Net impairment losses: Other (specify)			
4.23.27	Other investment income			
4.23.28	Less: Investment management fees			
4.23.29	Less: Operating expenses on rental of investment property			
4.23.30	Other realised and unrealised gains/(losses)			
4.23.31	Other income (specify)			
4.23.32	Own facility surplus/(deficit)			
4.23.33	Less: Other expenses (specify)			
4.23.34	Less: Finance costs			
4.23.35	<i>Surplus/(Deficit) for the year before consolidation</i>			
4.23.36	Consolidation results			
4.23.37	<i>Surplus/(Deficit) for the year after consolidation</i>			
4.23.38	Members at the end of the financial year			2.1.1 Number of members per option.
4.23.39	Beneficiaries at the end of the financial year			2.1.1 Number of beneficiaries per option.

What procedures are in place to refund the personal medical savings account trust liability to members, and what is the timing thereof?

Medical Scheme:
Ref No.:
Financial Year End:



PART 4.24
GUARANTEES SUPPLIED TO REGISTRAR IN TERMS OF THE ACT

		Total
		R
4.24.1	Name of institution	
4.24.2	Total guarantees	

Medical Scheme:
Ref No.:
Financial Year End:



PART 4.25
GUARANTEES AND SURETYSHIPS FOR THIRD PARTY LIABILITIES (INCLUDING
CONTINGENT LIABILITIES)

		Guarantees	Suretyships	Encumbered Assets	Other
		R	R	R	R
4.25.1	To whom				
4.25.2	Total				

Were the guarantees, suretyship for third party liabilities or encumbered assets approved by Council? Please also indicate the date of approval.

--



PART 4.26 RELATED PARTY TRANSACTIONS

		Name	Nature of related party relationship	Nature of transactions/ balances at year-end	Was the transaction/ balances at year-end at arm's-length ? (Y/N)	Amount R
STATEMENT OF COMPREHENSIVE INCOME						
4.26.1	Transactions for the year (statement of comprehensive income)		Nature of relationship	Specify		
4.26.1.1	Trustee remuneration & considerations	Board of Trustees	Key management personnel	Trustee remuneration		4.17.2 - Total trustee remuneration expense: Total
4.26.1.2	Trustees: Fees received in respect of services rendered to related parties	Board of Trustees	Key management personnel	Services rendered to related parties		4.17.2 - Total trustee remuneration expense: Fees received in respect of services rendered to related parties
4.26.1.3	Principal Officer remuneration & considerations	Principal Officer	Key management personnel	Principal Officer remuneration		4.16.1.27 - Principal Officer fees and remuneration (current year: fund + own facilities) + 4.16.1.28 - Principal Officer travel and other expenses (current year: fund + own facilities)
4.26.1.4	Name of consolidated party (specify)		Nature of relationship	Specify		



PART 4.26 RELATED PARTY TRANSACTIONS

		Name	Nature of related party relationship	Nature of transactions/ balances at year-end	Was the transaction/ balances at year-end at arm's-length ? (Y/N)	Amount R
STATEMENT OF FINANCIAL POSITION						
4.26.2	Balances at year end (statement of financial position)		Nature of relationship	Specify		
	4.3.12.5 - Amounts owing by: Other related parties (specify) - Description	Description	Nature of relationship	Specify		4.3.12.5 - Amounts owing by: Other related parties (specify) - Amount
	4.8.6.5 - Amounts owing to: Other related parties (specify) - Description	Description	Nature of relationship	Specify		4.8.6.5 - Amounts owing to: Other related parties (specify) - Amount
4.26.2.1	Name of consolidated party (specify)		Nature of relationship	Specify		

Please provide the reasons for the transactions/balances at year-end not at arm's-length:

--



PART 5 STATEMENT OF FINANCIAL POSITION

		Current year	Previous year
		R	R
5.1	ASSETS		
5.1.1	Non-current assets		
5.1.1.1	Property, plant and equipment	4.1.3 - Total net carrying amount at end of year (Total column)	4.1.1.1 Total Gross carrying amount at beginning of year + 4.1.2.1 - Total accumulated depreciation at beginning of year
5.1.1.2	Investments	4.2.8 - Non-current column: Total investments	5.1.1.2 - Investments: current year column Previous Year return
5.1.1.3	Other non-current assets (specify)		5.1.1.3 - Other non-current assets: current year column Previous Year return
5.1.2	Current assets		
5.1.2.1	Inventories		5.1.2.1 - Inventories: current year column Previous Year9 return
5.1.2.2	Trade and other receivables	4.3.17 - Total trade and other receivables	5.1.2.2 - Trade and other receivables: current year column Previous Year return
5.1.2.3	Investments	4.2.8 - Current column: Total investments	5.1.2.3 - Investments: current year column Previous Year return
5.1.2.4	Cash and cash equivalents	4.4.7 - Total cash and cash equivalents per balance sheet	5.1.2.4 - Cash and cash equivalents: current year column Previous Year return
5.1.2.5	Personal medical savings account trust investment	4.5.2.6 - Total personal medical savings account trust investment	5.1.2.5 - Personal medical savings account trust investment: current year column Previous Year return
5.1.2.6	Other current assets (specify)		5.1.2.5 Other current assets (specify) (current year column Previous Year return)
5.1.3	Total assets		
5.2	FUNDS AND LIABILITIES		
5.2.1	Members' funds		
5.2.1.1	Accumulated funds	7.1.5 - Accumulated funds: Balance at the end of the year	7.1.5 - Accumulated funds: Balance at the end of the year



PART 5 STATEMENT OF FINANCIAL POSITION

		Current year	Previous year
		R	R
		(current year column)	(previous year column)
5.2.1.2	Revaluation Reserve - Investments	7.2.7 - Revaluation Reserve - Investments: Balance at the end of the year (current year column)	7.2.7 - Revaluation Reserve - Investments: Balance at the end of the year (previous year column)
5.2.1.3	Revaluation Reserve - Property, plant and equipment	7.3.6 - Revaluation Reserve - Property, plant and equipment: Balance at the end of the year (current year column)	7.3.6 - Revaluation Reserve - Property, plant and equipment: Balance at the end of the year (previous year column)
5.2.1.4	Reserves set aside for specific purposes	7.4.4 - Reserves set aside for specific purposes: Consolidated balance at the end of the year (current year column)	7.4.4 - Reserves set aside for specific purposes: Consolidated balance at the end of the year (previous year column)
5.2.1.5	Other reserves	7.5.4 - Other reserves: Consolidated balance at the end of the year (current year column)	7.5.4 - Other reserves: Consolidated balance at the end of the year (previous year column)
5.2.1.6	Minority interest		5.2.1.6 - Minority interest: current year column Previous Year return
5.2.2	Non-current liabilities		
5.2.2.1	Borrowings	4.6.4 - Total non-current borrowings: interest bearing borrowings + 4.6.4 - Total non-current borrowings: non-interest bearing borrowings	5.2.2.1 - Borrowings: current year column Previous Year return
5.2.2.2	Other non-current liabilities	4.7.5 - Total other non-current liabilities	5.2.2.2 - Other non-current liabilities: current year column Previous Year return
5.2.3	Current liabilities		
5.2.3.1	Personal medical savings account trust liability	4.5.1.17 - Balance of savings plan liability at the end of the year (credit balance)	4.5.1.1 - Savings plan liability (balance at the beginning of the year) + 4.5.1.2 - Prior year adjustment
5.2.3.2	Trade and other payables	4.8.14 - Total trade and other payables	5.2.3.2 - Trade and other payables: current year column Previous Year return
5.2.3.3	Outstanding claims provision	4.9.8 - Total column: Total outstanding claims provision at	4.9.1.1 Total column - As previously reported + 4.9.1.2

Medical Scheme:
Ref No.:
Financial Year End:



PART 5 STATEMENT OF FINANCIAL POSITION

		Current year	Previous year
		R	R
		end of year	Total column - Prior year adjustment
5.2.3.4	Other current liabilities (specify)		5.2.3.4 - Other current liabilities: current year column Previous Year return
5.2.4	Total funds and liabilities		

Please provide the reasons for any prior year restatements/reclassifications:



PART 6.1 STATEMENT OF COMPREHENSIVE INCOME

		Current year	Previous year
		R	R
6.1.1	Gross contributions	4.23.1 - Consolidated gross contributions	Part 6 Current year column Previous Year return
6.1.2	Less: Savings contributions	4.23.2 - Consolidated savings contributions	
6.1.3	<i>Risk contribution income</i>		
6.1.4	<i>Relevant healthcare expenditure</i>		
6.1.4.1	Net claims incurred	[4.23.11 Net claims incurred in respect of risk carried by the scheme (including claims incurred in respect of commercial reinsurance contracts) + 4.23.16 Net claims incurred in respect of related risk transfer arrangements (excluding claims incurred in respect of commercial reinsurance)] * -1	Part 6 Current year column Previous Year return
6.1.4.2	Net income/(expense) on risk transfer arrangements	4.23.17 Net (income)/expense on risk transfer arrangements * -1	4.13.4 Net (income)/expense from other risk transfer arrangements consolidated total previous year column * -1
6.1.5	Gross healthcare result		
6.1.6	Net income/(expense) on commercial reinsurance	4.23.20 Consolidated Net income/(expense) on commercial reinsurance contracts	Part 6 Current year column Previous Year return
6.1.7	Less: Managed care: management services	4.23.21 - Consolidated Less: Managed care: management services	
6.1.8.1	Less: Broker service fees	4.23.22.1 - Consolidated Less: Broker service fees	
6.1.8.2	Less: Other distribution costs	4.23.22.2 - Consolidated Less: Other distribution costs	
6.1.9	Less: Administration expenses	4.23.23 Consolidated Less: Administration expenses	4.16.1.41 Previous Year Fund Total administration expenses *-1
6.1.10	Net impairment losses: Trade and other receivables	4.23.24 Consolidated Net impairment losses: Trade and other receivables	Part 6 Current year column Previous Year return
6.1.11	Net healthcare result		
6.1.12	Net impairment losses: Other (specify)	4.23.26 Consolidated Net impairment losses: Other (specify)	Part 6 Current year column Previous Year return
6.1.13	Other investment income	4.23.27 Consolidated other investment income	



PART 6.1 STATEMENT OF COMPREHENSIVE INCOME

		Current year	Previous year
		R	R
6.1.14	Less: Investment management fees	4.23.28 Consolidated Less: Investment management fees	Part 6 Current year column Previous Year return
6.1.15	Less: Operating expenses on rental of investment property	4.23.29 Consolidated Less: Operating expenses on rental of investment property	
6.1.16	Other realised and unrealised gains/(losses)	4.23.30 Consolidated Other realised and unrealised gains/(losses)	
6.1.17	Other income (specify)	4.23.31 Consolidated Other operating income (specify)	
6.1.18	Own facility surplus/(deficit)	4.23.32 Consolidated Own facility surplus/(deficit)	
6.1.19	Less: Other expenses (specify)	4.23.33 Consolidated Less: Other operating expenses (specify)	
6.1.20	Less: Finance costs	4.23.34 Consolidated Less: Finance costs	Part 6 Current year column Previous Year return
6.1.21	Surplus/(Deficit) for the year before consolidation		
6.1.22	Consolidation results	4.23.36 Consolidated Consolidation results	
6.1.23	<i>Surplus/(Deficit) for the year after consolidation</i>		
6.1.24	Other comprehensive income		
6.1.25	Fair value adjustment on available-for-sale investments		
6.1.26	Reclassification adjustment		Part 6 Current year column Previous Year return
6.1.27	Land and buildings revaluation		
6.1.28	Other (specify)		
6.1.29	<i>Total comprehensive income for the year</i>		

Please provide the reasons for any prior year restatements/reclassifications:

--



PART 6.2

MONTHLY STATEMENT OF NET HEALTHCARE RESULT

		Jan	Feb	March	April	May	June	July	Aug	Sept	Oct	Nov	Dec	YTD
		R	R	R	R	R	R	R	R	R	R	R	R	R
6.2.1	Gross contributions													
6.2.2	Less: Savings contributions													
6.2.3	<i>Risk contribution income</i>													
6.2.4	<i>Relevant healthcare expenditure</i>													
6.2.4.1	Net claims incurred													
6.2.4.2	Net income/(expense) on risk transfer arrangements													
6.2.5	Gross healthcare result													
6.2.6	Net income/(expense) on commercial reinsurance													
6.2.7	<i>Less: Managed care: management services</i>													
6.2.7.1	Managed care: management services: paid to administrator and its related parties													
6.2.7.2	Managed care: management services: paid to co-administrator and its related parties													
6.2.7.3	Managed care: management services: paid to other third parties													
6.2.8.1	Less: Broker service fees													
6.2.8.2	Less: Other distribution costs													
6.2.9	<i>Less: Administration expenses</i>													
6.2.9.1	Administration fees and indirect fees paid to the administrator													
6.2.9.2	Co-administration fees													
6.2.9.3	Other administration expenditure													
6.2.10	Net impairment losses: Trade and other receivables													
6.2.11	<i>Net healthcare result</i>													
6.2.12	<i>Surplus/(Deficit) for the year after consolidation</i>													



PART 6.3 RESULTS OF EFFICIENCY DISCOUNT OPTIONS

		Per Benefit Option			
		Total	Per EDO	Per EDO	Non-EDO
		R	R	R	R
6.3.1	Gross contributions	Part 4.23.1 - Per Benefit Option Gross contributions			
6.3.2	Less: Savings contributions	Part 4.23.2 - Per Benefit Option Savings contributions			
6.3.3	<i>Risk contribution income</i>				
6.3.4	<i>Relevant healthcare expenditure</i>				
6.3.4.1	Net claims incurred	Per Benefit Option [Part 4.23.11 Net claims incurred in respect of risk carried by the scheme (including claims incurred in respect of commercial reinsurance contracts) + Part 4.23.16 Net claims incurred in respect of related risk transfer arrangements (excluding claims incurred in respect of commercial reinsurance)] * -1			
6.3.4.2	Net income/(expense) on risk transfer arrangements	Part 4.23.17 Per Benefit Option Net (income)/expense on risk transfer arrangements * -1			
6.3.5	Gross healthcare result				
6.3.6	Net income/(expense) on commercial reinsurance	Part 4.23.20 Per Benefit Option Net income/(expense) on commercial reinsurance contracts			
6.3.7	Less: Managed care: management services	Part 4.23.21 - Per Benefit Option Less: Managed care: management services			
6.3.8.1	Less: Broker service fees	Part 4.23.22.1 - Per Benefit Option Less: Broker			



PART 6.3 RESULTS OF EFFICIENCY DISCOUNT OPTIONS

		Per Benefit Option			
		Total	Per EDO	Per EDO	Non-EDO
		R	R	R	R
		service fees			
6.3.8.2	Less: Other distribution costs	Part 4.23.22.2 - Per Benefit Option Less: Other distribution costs			
6.3.9	Less: Administration expenses	Part 4.23.23 Per Benefit Option Less: Administration expenses			
6.3.10	Net impairment losses: Trade and other receivables	Part 4.23.24 Per Benefit Option Net impairment losses: Trade and other receivables			
6.3.11	Net healthcare result				
6.3.12	Surplus/(Deficit) for the year before consolidation	Part 4.23.35 Per Benefit Option Surplus/(Deficit) for the year before consolidation			
6.3.13	Members at the end of the financial year	Part 2.1.1 Number of members per option			
6.3.14	Beneficiaries at the end of the financial year	Part 2.1.1 Number of beneficiaries per option			
6.3.15	65 Years + Ratio	Part 2.3 65 Years+ Ratio per option			
6.3.16	Average Age per Beneficiary	Part 2.3 Average Age per Beneficiary per option			



PART 7 STATEMENT OF CHANGES IN FUNDS AND RESERVES

PART 7.1 ACCUMULATED FUNDS

		Current year	Previous year
		R	R
7.1.1	<i>Balance at the beginning of the year:</i>		
7.1.1.1	- As previously reported	7.1.5 - Accumulated funds: Balance at the end of the year (previous year column)	7.1.1 (Previous Year annual return) - Accumulated funds balance at the beginning of the year (current year column)
7.1.1.2	- Prior year adjustment (including effect of first time adoption of IFRS)		
7.1.2	Surplus/(Deficit) for the year	6.1.23 - Surplus/(deficit) for the year (current year columns)	6.1.23 - Surplus/(deficit) for the year (previous year columns)
7.1.3	<i>Transfer to/(from) accumulated funds</i>		
7.1.3.1	- Due to amalgamation		7.1.3.1 (Previous year return) - Transfer to/(from) accumulated funds - Due to amalgamation (current year column)
7.1.3.2	- Due to re-measurement of property, plant and equipment		7.1.3.2 (Previous year return) - Transfer to/(from) accumulated funds - Due to re-measurement property, plant and equipment (current year column)
7.1.3.3	- Other transfers		7.1.3.3 (Previous year return) - Transfer to/(from) accumulated funds - Other transfers (current year column)
7.1.4	Other (specify)		7.1.4 (Previous year return) - Other (specify) (current year column)
7.1.5	<i>Balance at the end of the year</i>		

Please provide the reasons for any prior year restatements/reclassifications:

--



PART 7.2 REVALUATION RESERVES (INVESTMENTS)

		Current year	Previous year
		R	R
7.2.1	<i>Balance at the beginning of the year:</i>		
7.2.1.1	- As previously reported	7.2.7 - Revaluation reserve (investments): Balance at the end of the year (previous year column)	7.2.1 (Previous Year annual return) - Revaluation reserves (investments): Balance at the beginning of the year (current year column)
7.2.1.2	- Prior year adjustment (including effect of first time adoption of IFRS)		
7.2.2	Unrealised gains/(losses) on revaluation of investments	6.1.25 - Fair value adjustment on available-for-sale investments Current year	6.1.25 - Fair value adjustment on available-for-sale investments Previous year
7.2.3	Realised gains/(losses) on derecognition of investments	6.1.26 - Reclassification adjustment current year	6.1.26 - Reclassification adjustment Previous year
7.2.4	Revaluation adjustment		7.2.4 (Previous year return) - Revaluation adjustment (current year column)
7.2.5	<i>Transfer (to)/from reserves</i>		
7.2.5.1	- Due to amalgamation		7.2.5.1 (Previous year return) - Transfer to/(from) reserves - Due to amalgamation (current year column)
7.2.5.2	- Other (specify)		7.2.5.2 (Previous year return) - Transfer to/(from) reserves - Other (specify) (current year column)
7.2.6	<i>Balance at the end of the year</i>		

Please provide the reasons for any prior year restatements/reclassifications:

--



PART 7.3 REVALUATION RESERVE (PROPERTY, PLANT AND EQUIPMENT)

		Current year	Previous year
		R	R
7.3.1	<i>Balance at the beginning of the year:</i>		
7.3.1.1	- As previously reported	7.3.6 - Revaluation reserve (property, plant and equipment): Balance at the end of the year (previous year column)	7.3.1 - (Previous Year annual return) Revaluation reserve (property, plant and equipment): Balance at the beginning of the year (current year column)
7.3.1.2	- Prior year adjustment (including effect of first time adoption of IFRS)		
7.3.2	Unrealised gains/(losses) on revaluation of property, plant and equipment	6.1.27 - Land and buildings revaluation Current year	6.1.27 - Land and buildings revaluation Previous year
7.3.3	Revaluation adjustment		7.3.3 (Previous year return) - Revaluation adjustment (current year column)
7.3.4	<i>Transfer (to)/from reserves</i>		
7.3.4.1	- Due to amalgamation		7.3.4.1 (Previous year return) - Transfer to/(from) reserves - Due to amalgamation (current year column)
7.3.4.2	- Other (specify)		7.3.4.2 (Previous year return) - Transfer to/(from) reserves - Other (specify) (current year column)
7.3.5	<i>Balance at the end of the year</i>		

Please provide the reasons for any prior year restatements/reclassifications:



PART 7.4 RESERVES SET ASIDE FOR SPECIFIC PURPOSES

		Current year		Previous year	
		Consolidated	Per reserve	Consolidated	Per reserve
		R	R	R	R
7.4.1	Balance at the beginning of the year:				
7.4.1.1	- As previously reported		7.4.4 - Per Reserve: Reserves set aside for specific purposes: Balance at the end of the year (previous year)		7.4.1 (Previous Year annual return) Per reserve: Reserves set aside for specific purposes: Balance at the beginning of the year (current year column)
7.4.1.2	- Prior year adjustment (including effect of first time adoption of IFRS)				
7.4.2	Transfer (to)/from reserves				
7.4.2.1	- Due to amalgamation				7.4.2.1 (Previous year return): Per reserve - Transfer to/(from) reserves - Due to amalgamation (current year column)
7.4.2.2	- Other (specify)				7.4.2.2 (Previous year return) : Per reserve - Transfer to/(from) reserves - Other (specify) (current year column)
7.4.3	Balance at the end of the year				

Please provide the reasons for any prior year restatements/reclassifications:



PART 7.5 OTHER RESERVES

		Current year		Previous year	
		Consolidated	Per reserve	Consolidated	Per reserve
		R	R	R	R
7.5.1	<i>Balance at the beginning of the year:</i>				
7.5.1.1	- As previously reported		7.5.4 - Per reserve: Other reserves: Balance at the end of the year (previous year column)		7.5.1 - (Previous Year annual return): Per reserve: Other reserves: Balance at the beginning of the year (current year column)
7.5.1.2	- Prior year adjustment (including effect of first time adoption of IFRS)				
7.5.2	<i>Transfer (to)/from reserves</i>				
7.5.2.1	- Due to amalgamation				7.5.2.1 (Previous year return): Per reserve - Transfer to/(from) reserves - Due to amalgamation (current year column)
7.5.2.2	- Other (specify)				7.5.2.2 (Previous year return): Per reserve - Transfer to/(from) reserves - Other (specify) (current year column)
7.5.3	<i>Balance at the end of the year</i>				

Please provide the reasons for any prior year restatements/reclassifications:



PART 8 CASH FLOW STATEMENT

		Current year	Previous year
		R	R
8.1	CASH FLOWS FROM OPERATING ACTIVITIES		
8.1.1	<i>Cash receipts from members and providers</i>		
8.1.1.1	Cash receipts from members – contributions		Part 8 Current year column (Previous Year return)
8.1.1.2	Cash receipts from members and providers – other		
8.1.2	<i>Cash paid to providers, employees and members</i>		
8.1.2.1	Cash paid to providers and members – claims		Part 8 Current year column (Previous Year return)
8.1.2.2	Cash paid to providers and employees – non-healthcare expenditure		
8.1.2.3	Cash paid to members – savings plan refunds		
8.1.3	<i>Cash generated from/(used in) operations</i>		
8.1.4	Interest paid		Part 8 Current year column (Previous Year return)
8.1.5	Other (specify)		
8.1.6	Net cash from/(used in) operating activities		
8.2	CASH FLOWS FROM INVESTING ACTIVITIES		
8.2.1	Purchase of property, plant and equipment		Part 8 Current year column (Previous Year return)
8.2.2	Proceeds on disposal of property, plant and equipment		
8.2.3	Purchase of investment property		
8.2.4	Proceeds on disposal of investment property		
8.2.5	Purchase of investments		
8.2.6	Proceeds on disposal of investments		
8.2.7	Interest received		
8.2.8	Dividend received		
8.2.9	Rentals received		
8.2.10	Other (specify)		
8.2.11	Net cash from/(used in) investing activities		
8.3	CASH FLOWS FROM FINANCING ACTIVITIES		
8.3.1	(Repayments)/Increase in borrowings		Part 8 Current year column (Previous Year return)
8.3.2	Other (specify)		
8.3.3	Net cash from/(used in) financing activities		

Initials of Principal Officer: _____ Initials of Auditor(s): _____



PART 8 CASH FLOW STATEMENT

		Current year	Previous year
		R	R
8.4	NET INCREASE/(DECREASE) IN CASH AND CASH EQUIVALENTS		
8.5	<i>Cash and cash equivalents at the beginning of the year</i>		
8.5.1	- As previously reported	8.8 - Cash and cash equivalents at the end of the year (previous year column)	8.5 (Previous Year annual return) - Cash and cash equivalents at beginning of period (current year column)
8.5.2	- Prior year adjustment		
8.6	Other (specify)		Part 8 Current year column (Previous Year return)
8.7	Net cash flows upon consolidation		
8.8	Transfer of cash and cash equivalents due to amalgamation		
8.9	<i>Cash and cash equivalents at the end of the year</i>		

Please provide the reasons for any prior year restatements/reclassifications:

--



PART 9(a)

ASSETS HELD IN THE REPUBLIC IN TERMS OF REGULATION 30 IN CONJUNCTION WITH ANNEXURE B TO THE REGULATIONS

	Name and Description	Investments ³	Underlying assets of Policies of Insurance captured in Categories 4(a)(v), 6(a)(ii) and 6(b)	Underlying assets of Equity Unit Trusts or Pooled Equity Managed Funds captured in Categories 4(a)(iv)	Total Annexure B Fair Value
		R	R	R	R
9.1	CATEGORY ONE - Deposits and balances in current and savings accounts, negotiable deposits, money market instruments, structured bank notes, margin deposits with SAFEX and collateralised deposits.				
1(a)(i)	<i>BANKS with net qualifying capital and reserve funds > R5 billion</i>				
	Per Bank - Name (specify)				
	Other (specify)				
	SUB-TOTAL: CATEGORY 1(a)(i)				
1(a)(ii)	<i>BANKS with net qualifying capital and reserve funds > R100 million</i>				
	Per Bank - Name (specify)				
	Other (specify)				
	SUB-TOTAL: CATEGORY 1(a)(ii)				
1(a)(iii)	<i>DEPOSITS COLLATERALISED with securities issued by the government of the RSA where an appropriate ISMA has been concluded</i>				
	Name (specify)				
	SUB-TOTAL: CATEGORY 1(a)(iii)				
	SUB-TOTAL: CATEGORY 1(a)				

³ Schemes are required to demonstrate compliance to Annexure B on a "look through" basis. This does however not apply to category 4(a)(iv), 4(a)(v), 6(a)(ii) and 6(b) assets whose underlying assets are disclosed in separate columns to enable compliance testing both on the investment value and based on the underlying asset exposure.



PART 9(a)

ASSETS HELD IN THE REPUBLIC IN TERMS OF REGULATION 30 IN CONJUNCTION WITH ANNEXURE B TO THE REGULATIONS

	Name and Description	Investments ³	Underlying assets of Policies of Insurance captured in Categories 4(a)(v), 6(a)(ii) and 6(b)	Underlying assets of Equity Unit Trusts or Pooled Equity Managed Funds captured in Categories 4(a)(iv)	Total Annexure B Fair Value
		R	R	R	R
1(b)	<i>TERRITORIES OUTSIDE THE REPUBLIC - Deposits and balances in current and savings accounts, negotiable deposit and money market instruments with a foreign bank</i>				
	Per Bank - Name (specify)				
	Description	Specify			
	Other (specify)				
	SUB-TOTAL: CATEGORY 1(b)				
9.2	CATEGORY TWO - Bills, bonds and securities issued or guaranteed by and loans to or guaranteed by:				
2(a)	<i>INSIDE THE REPUBLIC</i>				
2(a)(i)	Instruments guaranteed by the government of the RSA				
2(a)(ii)	Local Authorities authorized by law to levy rates upon immovable property				
2(a)(iii)	Development Bank				
2(a)(iv)	Industrial Development Corporation (IDC)				
2(a)(v)	Infrastructure Finance Corporation Limited (INCA)				
2(a)(vi)	Land and Agricultural Bank				
2(a)(vii)	Trans-Caledonian Tunnel Authority (TCTA)				



PART 9(a)

ASSETS HELD IN THE REPUBLIC IN TERMS OF REGULATION 30 IN CONJUNCTION WITH ANNEXURE B TO THE REGULATIONS

	Name and Description	Investments ³	Underlying assets of Policies of Insurance captured in Categories 4(a)(v), 6(a)(ii) and 6(b)	Underlying assets of Equity Unit Trusts or Pooled Equity Managed Funds captured in Categories 4(a)(iv)	Total Annexure B Fair Value
		R	R	R	R
2(a)(viii)	SA Roads Board				
2(a)(ix)	ESKOM				
2(a)(x)	Transnet				
2(a)(xi)	Per Bank with net qualifying capital and reserve funds > R5 billion - Name (specify)				
2(a)(xii)	Per Bank with net qualifying capital and reserve funds > R100 million - Name (specify)				
2(a)(xiii)	Per corporate institution not included in above categories, where debt is traded on the Bond Exchange				
2(a)(xiv)	Per other approved by Registrar institution not included in above categories				
	Description Specify				
	SUB-TOTAL: CATEGORY 2(a)				
2(b)	TERRITORIES OUTSIDE THE REPUBLIC				
2(b)(i)	Per Foreign institution - Name (specify)				
	Description Specify				
	SUB-TOTAL: CATEGORY 2(b)				



PART 9(a)

ASSETS HELD IN THE REPUBLIC IN TERMS OF REGULATION 30 IN CONJUNCTION WITH ANNEXURE B TO THE REGULATIONS

	Name and Description	Investments ³	Underlying assets of Policies of Insurance captured in Categories 4(a)(v), 6(a)(ii) and 6(b)	Underlying assets of Equity Unit Trusts or Pooled Equity Managed Funds captured in Categories 4(a)(iv)	Total Annexure B Fair Value
		R	R	R	R
9.3	CATEGORY THREE - Immovable property, units in unit trust schemes in property shares, shares & loans to & debentures in property companies				
3(a)	INSIDE THE REPUBLIC				
3(a)(i)	Per Single property - Name (specify)				
	Description Specify				
	SUB-TOTAL: CATEGORY 3(a)				
3(b)	TERRITORIES OUTSIDE THE REPUBLIC				
	Per Foreign institution - Name (specify)				
	Description Specify				
	SUB-TOTAL: CATEGORY 3(b)				
9.4	CATEGORY FOUR - Shares, convertible debentures, exchange traded funds, units in equity unit trust schemes, linked policies of insurance				
4(a)(i)	UNLISTED SHARES, UNLISTED DEBENTURES, LISTED SHARES AND CONVERTIBLE DEBENTURES IN THE DEVELOPMENT CAPITAL AND VENTURE CAPITAL SECTORS OF THE JSE				
	Name (specify)				
	Description Specify				
	SUB-TOTAL: CATEGORY 4(a)(i)				



PART 9(a)

ASSETS HELD IN THE REPUBLIC IN TERMS OF REGULATION 30 IN CONJUNCTION WITH ANNEXURE B TO THE REGULATIONS

	Name and Description	Investments ³	Underlying assets of Policies of Insurance captured in Categories 4(a)(v), 6(a)(ii) and 6(b)	Underlying assets of Equity Unit Trusts or Pooled Equity Managed Funds captured in Categories 4(a)(iv)	Total Annexure B Fair Value
		R	R	R	R
4(a)(ii)	SHARES AND CONVERTIBLE DEBENTURES LISTED ON JSE (Other than DEVELOPMENT CAPITAL SECTOR):				
4(a)(ii)(i)	Per Company with market capitalisation of more than R50 billion				
	Per company - Name (specify)				
	SUB-TOTAL: CATEGORY 4(a)(ii)(i)				
4(a)(ii)(ii)	Per Company with market capitalisation of between R5 billion and R50 billion				
	Per company - Name (specify)				
	SUB-TOTAL: CATEGORY 4(a)(ii)(ii)				
4(a)(ii)(iii)	Per Company with market capitalisation of less than R5 billion				
	Per company - Name (specify)				
	SUB-TOTAL: CATEGORY 4(a)(ii)(iii)				
4(a)(iii)	EXCHANGE TRADED FUNDS TRADED ON THE JSE:				
4(a)(iii)(i)	Per fund with diversified holdings across the component sectors of the JSE				
	Per fund - Name (specify)				
	SUB-TOTAL: CATEGORY 4(a)(iii)(i)				



PART 9(a)

ASSETS HELD IN THE REPUBLIC IN TERMS OF REGULATION 30 IN CONJUNCTION WITH ANNEXURE B TO THE REGULATIONS

	Name and Description	Investments ³	Underlying assets of Policies of Insurance captured in Categories 4(a)(v), 6(a)(ii) and 6(b)	Underlying assets of Equity Unit Trusts or Pooled Equity Managed Funds captured in Categories 4(a)(iv)	Total Annexure B Fair Value
		R	R	R	R
4(a)(iii)(ii)	<i>Per fund with holdings focused in sub-sectors of the JSE</i>				
	Per fund - Name (specify)				
	SUB-TOTAL: CATEGORY 4(a)(iii)(ii)				
4(a)(iv)	<i>UNITS IN EQUITY UNIT TRUSTS OR POOLED EQUITY MANAGED FUNDS</i>				
4(a)(iv)(i)	<i>Per unit trust with diversified holdings across the component sectors of the JSE</i>				
	Per unit trust - Name (specify)			0	
	SUB-TOTAL: CATEGORY 4(a)(iv)(i)			0	
4(a)(iv)(ii)	<i>Per fund with holdings focused in sub-sectors of the JSE</i>				
	Per fund - Name (specify)			0	
	SUB-TOTAL: CATEGORY 4(a)(iv)(ii)			0	
4(a)(v)	<i>POLICIES OF INSURANCE LINKED TO THE PERFORMANCE OF UNDERLYING EQUITIES OR EQUITY INDICES:</i>				
4(a)(v)(i)	<i>Per policy of insurance with diversified holdings across the component sectors of the JSE</i>				
	Per policy of insurance - Name (specify)		0		
	SUB-TOTAL: CATEGORY 4(a)(v)(i)		0		



PART 9(a)

ASSETS HELD IN THE REPUBLIC IN TERMS OF REGULATION 30 IN CONJUNCTION WITH ANNEXURE B TO THE REGULATIONS

	Name and Description	Investments ³	Underlying assets of Policies of Insurance captured in Categories 4(a)(v), 6(a)(ii) and 6(b)	Underlying assets of Equity Unit Trusts or Pooled Equity Managed Funds captured in Categories 4(a)(iv)	Total Annexure B Fair Value
		R	R	R	R
4(a)(v)(ii)	<i>Per policy of insurance with holdings focused in sub-sectors of the JSE</i>				
	Per policy of insurance - Name (specify)		0		
	SUB-TOTAL: CATEGORY 4(a)(v)(ii)		0		
	SUB-TOTAL: CATEGORY 4(a)				
4(b)	<i>TERRITORIES OUTSIDE THE REPUBLIC</i>				
	Per Foreign institution - Name (specify)				
	Description Specify				
	SUB-TOTAL: CATEGORY 4(b)				
9.5	CATEGORY FIVE - Listed and unlisted debentures				
5(a)	<i>INSIDE THE REPUBLIC</i>				
	Name (specify)				
	Description Specify				
	SUB-TOTAL: CATEGORY 5(a)				
5(b)	<i>TERRITORIES OUTSIDE THE REPUBLIC</i>				
	Per Foreign institution - Name (specify)				
	SUB-TOTAL: CATEGORY 5(b)				



PART 9(a)

ASSETS HELD IN THE REPUBLIC IN TERMS OF REGULATION 30 IN CONJUNCTION WITH ANNEXURE B TO THE REGULATIONS

	Name and Description	Investments ³	Underlying assets of Policies of Insurance captured in Categories 4(a)(v), 6(a)(ii) and 6(b)	Underlying assets of Equity Unit Trusts or Pooled Equity Managed Funds captured in Categories 4(a)(iv)	Total Annexure B Fair Value
		R	R	R	R
9.6	CATEGORY SIX - Policies of insurance not directly linked and directly linked to market value of underlying assets				
6(a)(i)	POLICY PROCEEDS ARE NOT DIRECTLY LINKED TO THE MARKET VALUE OF THE UNDERLYING ASSETS				
	Per registered insurer (specify)		0		
	SUB-TOTAL: CATEGORY 6(a)(i)		0		
6(a)(ii)	POLICY PROCEEDS ARE DIRECTLY LINKED TO THE MARKET VALUE OF THE UNDERLYING ASSETS				
	Per registered insurer (specify)		0		
	SUB-TOTAL: CATEGORY 6(a)(ii)		0		
	SUB-TOTAL: CATEGORY 6(a)		0		
6(b)	TERRITORIES OUTSIDE THE REPUBLIC				
	Per Foreign insurer - Name (specify)		0		
	SUB-TOTAL: CATEGORY 6(b)		0		



PART 9(a)

ASSETS HELD IN THE REPUBLIC IN TERMS OF REGULATION 30 IN CONJUNCTION WITH ANNEXURE B TO THE REGULATIONS

	Name and Description	Investments ³	Underlying assets of Policies of Insurance captured in Categories 4(a)(v), 6(a)(ii) and 6(b)	Underlying assets of Equity Unit Trusts or Pooled Equity Managed Funds captured in Categories 4(a)(iv)	Total Annexure B Fair Value
		R	R	R	R
9.7	CATEGORY SEVEN - Other assets not referred to elsewhere in this Annexure				
7(a)(i)	INVENTORIES				
	Name (specify)		0	0	
	SUB-TOTAL: CATEGORY 7(a)(i)		0	0	
7(a)(ii)	DERIVATIVES:				
	Per asset class category - Name (specify)				
	Description Specify				
	SUB-TOTAL: DERIVATIVES 7(a)(ii)				
7(a)(iii)	OTHER ASSETS				
	Per asset - Name (specify)				
	Property, plant and equipment: computer equipment and software	4.1.3 - Net Carrying amount at end of year (Computer Equipment and Software)	0	0	



PART 9(a)

ASSETS HELD IN THE REPUBLIC IN TERMS OF REGULATION 30 IN CONJUNCTION WITH ANNEXURE B TO THE REGULATIONS

Name and Description	Investments ³	Underlying assets of Policies of Insurance captured in Categories 4(a)(v), 6(a)(ii) and 6(b)	Underlying assets of Equity Unit Trusts or Pooled Equity Managed Funds captured in Categories 4(a)(iv)	Total Annexure B Fair Value
	R	R	R	R
Property, plant and equipment: furniture and fittings	4.1.3 - Net Carrying amount at end of year (Furniture and Fittings)	0	0	
Property, plant and equipment: motor vehicles	4.1.3 - Net Carrying amount at end of year (Motor Vehicles)	0	0	
Property, plant and equipment: other	4.1.3 - Net Carrying amount at end of year (Other)	0	0	
SUB-TOTAL: OTHER ASSETS 7(a)(iii)				
SUB-TOTAL: CATEGORY 7(a)				
7(b) TERRITORIES OUTSIDE THE REPUBLIC				
Per Foreign institution - Name (specify)				
Description	Specify			
SUB-TOTAL: CATEGORY 7(b)				



PART 9(a)

ASSETS HELD IN THE REPUBLIC IN TERMS OF REGULATION 30 IN CONJUNCTION WITH ANNEXURE B TO THE REGULATIONS

	Name and Description	Investments ³	Underlying assets of Policies of Insurance captured in Categories 4(a)(v), 6(a)(ii) and 6(b)	Underlying assets of Equity Unit Trusts or Pooled Equity Managed Funds captured in Categories 4(a)(iv)	Total Annexure B Fair Value
		R	R	R	R
9.8	Less: assets encumbered	4.25.2 - (Total encumbered assets + Total suretyships) *-1	0	0	
9.9	<i>Total net assets per Regulation 30</i>				
9.10	Assets encumbered	9.8 - Investments: Less: Assets Encumbered *-1	0	0	
9.11	Intangible assets		0	0	
9.12	Trade and other receivables	5.1.2.2 - Trade and other receivables (current year column)	0	0	
9.13	Less: transfer of assets due to amalgamation during the year		0	0	



PART 9(a)

ASSETS HELD IN THE REPUBLIC IN TERMS OF REGULATION 30 IN CONJUNCTION WITH ANNEXURE B TO THE REGULATIONS

	Name and Description	Investments ³	Underlying assets of Policies of Insurance captured in Categories 4(a)(v), 6(a)(ii) and 6(b)	Underlying assets of Equity Unit Trusts or Pooled Equity Managed Funds captured in Categories 4(a)(iv)	Total Annexure B Fair Value
		R	R	R	R
9.14	Total assets		0	0	

The following non-compliance with Section 35(8) occurred:
Response to Part 1.4 Question 19
The following non-compliance with the limitations imposed by Annexure B to Regulation 30 occurred:
Response to Part 1.4 Question 22

Medical Scheme:
Ref No.:
Financial Year End:



The Board of Trustees hereby declares that to the best of their knowledge:

1. The disclosure of the scheme's assets adheres to the requirements imposed by Explanatory Note 8 to Annexure B;
2. The assets disclosed in Part 9 to the Annual Statutory Return is correctly classified in terms of Annexure B; and
3. No further non-compliance other than that disclosed above, occurred.

Signed by:

Principal Officer:
Date:

Chair person:
Date:

Trustee signatory:
Date:

Blank document with pull throughs

Medical Scheme:
Ref No.:
Financial Year End:



PART 9(b)
ASSETS HELD IN THE REPUBLIC IN TERMS OF REGULATION 30 IN CONJUNCTION WITH
ANNEXURE B TO THE REGULATIONS

	Name of the person / company / institution managing the investments	Total
		R
9.2.1	Managed by the scheme	
9.2.2	Name (specify)	
9.2.3	Total net assets per Regulation 30	



PART 10
MINIMUM ACCUMULATED FUNDS TO BE MAINTAINED BY A MEDICAL SCHEME IN TERMS OF
REGULATION 29

PART 10.1
CUMULATIVE NET GAINS ON RE-MEASUREMENT OF PROPERTIES AND INVESTMENTS
THROUGH THE INCOME STATEMENT

		Year to date
		R
10.1.1	Balance at beginning of period	10.1.7 (Previous Year annual return) - Cumulative net gain on re-measurement to fair value of properties and investments included in accumulated funds
10.1.2	Prior year adjustment	
10.1.3	Net gains/(losses) on re-measurement to fair value of financial instruments and investment properties included in the income statement	4.20.4 - Unrealised gain/(loss) on revaluation of investment property + 4.20.5 - Unrealised gain/(loss) on revaluation of investments carried at fair value through the income statement + 7.1.3.2 - Due to re-measurement of investments and property, plant and equipment (current year column)
10.1.4	Impairment losses and reversal of impairment losses on revaluation of investments and property, plant and equipment included in the income statement	
10.1.5	Realisation of cumulative gains or losses on disposal of investments	
10.1.6	Consolidation results	6.1.22 - Total Consolidation results
10.1.7	Realisation of assets upon amalgamation during the year	
10.1.8	Other (Specify)	
10.1.9	<i>Cumulative net gain on revaluation of investments and property, plant and equipment included in the income statement</i>	

Please indicate the reasons for the prior year adjustment:



PART 10.2 SOLVENCY RATIO

		Total
		R
10.2.1	Total members' funds per balance sheet	5.2.1 (current year column) - Members' funds
10.2.2	Less: Unrealised non-distributable reserve	{5.2.1.2 (current year column) - Revaluation reserve (investments) + 5.2.1.3 (current year column) - Revaluation reserve (property, plant & equipment)} >0 * -1
10.2.3	Less: Funds set aside for specific purposes	5.2.1.4 (current year column) - Reserves set aside for specific purposes * -1
10.2.4	Less: Cumulative net gains on revaluation of investments and property, plant and equipment included in the income statement	10.1.9 - Cumulative net gain on revaluation of investments and Property, plant and equipment included in the income statement > 0 *-1; however if 10.2.2 < 0 AND 10.1.9 < 0 then 10.2.4 = 10.1.9 * -1, limited to 10.2.2 *-1
10.2.5	Less: Specific assets encumbered for third party liabilities	4.25.2 - Total encumbered assets + Total suretyships *-1
10.2.6	Less: Minority interest	5.2.1.6 - Minority interest * -1
10.2.7	Add: Sub-ordinated loan as approved by the Council	
10.2.8	Total net assets	
10.2.9	Total net assets	10.2.8 - Total net assets
10.2.10	Annualised gross contributions	6.1.1 - Total gross contribution income (current year)
10.2.11	Solvency ratio	

Please indicate the reasons for not meeting 25% solvency:
How many days were the solvency less than 25%?
When was/will the business plan be submitted to the Council for Medical Schemes (in terms of section 35(11) and Regulation 29(4))?



Part 11(a)

Circumstances:

- Work performed is regarded as sufficient to satisfy the requirement for the auditor to report as required by Sections 36(8), 37(3) read in conjunction with 37(2), and 39(3);
- The auditor's opinion on the annual financial statements for the current year / period is unmodified; and
- The auditor has not identified any regulatory matter to report (for example, a Reportable Irregularity) in terms of the Auditing Professions Act.

REPORT OF THE INDEPENDENT AUDITOR OF <NAME OF SCHEME> TO THE REGISTRAR OF MEDICAL SCHEMES ON PARTS 4 TO 10 OF THE ANNUAL STATUTORY RETURN AS REQUIRED BY SECTIONS 36, 37 AND 39 OF THE MEDICAL SCHEMES ACT NO. 131 OF 1998⁴

We have audited Parts 4 to 10 of the annual statutory return (the Return) of <Name of Scheme> (the Scheme) for the year ended <insert date>, comprising information from the annual financial statements, prepared in accordance with International Financial Reporting Standards, and additional historical financial information extracted from the underlying accounting records of the Scheme for the purpose of reporting to the Registrar of Medical Schemes (the Registrar), as required by Sections 36, 37 and 39 of the Medical Schemes Act No. 131 of 1998 (the Act), whether Parts 4 to 10 of the Return have been prepared in all material respects, in accordance with the provisions of the Act, related Regulations, the Guidance Manual for the completion of the Return and the applicable Circulars issued by the Council for Medical Schemes (the "Act and related Regulations").

Trustees' Responsibility for the Return

The trustees are responsible for the preparation of Parts 4 to 10 of the Return from the annual financial statements and information contained in the underlying accounting records of the Scheme and for such internal control as they determine is necessary to ensure Parts 4 to 10 of the Return is prepared in accordance with the Act and related Regulations, and is free from material misstatement, whether due to fraud or error.

Auditor's Responsibility

Our responsibility as required by Sections 36(8), 37(3) read in conjunction with 37(2), and 39(3) of the Act is to express our opinion on whether Parts 4 to 10 of the Return have been prepared in all material respects in compliance with the provisions of the Act and related Regulations based on our audit. We completed our audit of the annual financial statements of the Scheme for the year ended <insert date> on which we issued an <unmodified / modified>⁵ opinion on <insert date of audit report>. Our audit of the annual financial statements was conducted in accordance with *International Standards on Auditing*.

Our audit involved performing procedures to obtain audit evidence about the amounts and disclosures in Parts 4 to 10 of the Return. The procedures selected depended on our judgment, including the assessment of the risks of material misstatement of the Return, whether due to fraud or error. In making those risk assessments we considered evidence obtained during our audit of the annual financial statements of the

⁴ The Office of the Registrar requires auditors to submit this report on the auditor's letterhead.

⁵ Where a modified opinion has been expressed on the annual financial statements, the auditor considers the implications for the opinion to be expressed in the auditor's report on Parts 4 to 10 of the Return.

Medical Scheme:
Ref No.:
Financial Year End:



Scheme relevant to the entity's preparation and presentation of the annual financial statements, in order to design such additional audit procedures relevant to the preparation of Part 4 to 10 of the Return that are appropriate in the circumstances. Our audit also included obtaining evidence that the Parts 4 to 10 of the Return have been prepared in accordance with the provisions of the Act and related Regulations from information in the annual financial statements and additional historical financial information extracted from the underlying accounting records of the Scheme.

We believe that our evidence obtained is sufficient and appropriate to provide a reasonable basis for our audit opinion.

Opinion

In our opinion, Parts 4 to 10 of the Return of the Scheme have been prepared in all material respects, in accordance with the provisions of the Act and related Regulations.

Restriction on Distribution or Use of the Auditor's Report

Our report is presented solely for the purpose set out in the first paragraph of the report and for the information of the Registrar, and is not to be used for any other purpose, nor to be distributed to any other parties without our prior written permission. Our report relates only to the information included in Parts 4 to 10 of the Return.

Registered audit firm

Per <Name of director / partner>

Registered Auditor

<Director / Partner>

<Date>



Part 11(b)

ASSURANCE REPORT OF THE INDEPENDENT AUDITOR OF <NAME OF SCHEME> TO THE REGISTRAR OF MEDICAL SCHEMES IN ACCORDANCE WITH THE REQUIREMENTS OF SECTIONS 36(5) AND 36(8) OF THE MEDICAL SCHEMES ACT NO. 131 OF 1998⁶

We have performed our assurance engagement in accordance with the requirements of Sections 36(5) and 36(8) of the Medical Schemes Act No. 131 of 1998 (the Act) in order to provide the Registrar of Medical Schemes (the Registrar) with limited assurance regarding compliance by <Name of Scheme> (the Scheme) with the Sections of the Act and related Regulations specified below:

1. Section 24(5) and/or Regulation 2 (1)(j); and/or sections 33(3) and 44(9)(b) as applicable, relating to the furnishing of financial guarantees;
2. Section 26(1)(c) relating to the establishment of a bank account under the scheme's direct control;
3. Sections 26(4) relating to the restriction of payments made from the scheme's bank account; and 26(5) relating to the prohibition on any dividend, rebate or bonus payment by a Scheme;
4. Section 26(7) relating to the period within which all subscriptions or contributions are to be paid directly to the Scheme;
5. Section 26(11) relating to the prohibition on a registered medical Scheme from carrying on any other business;
6. Section 37(4)(d) relating to disclosures in the annual financial statements in respect of benefit options offered, read together with section 33 relating to approval and withdrawal of benefit options;
7. Sections 35(4), 35(5), 35(7) and 35(8) relating to assets and investments held by the Scheme, as well as Regulation 30 relating to limitations on assets held, read together with Annexure B of the Regulations which specifies the limitations on percentages of different categories of assets that may be held;
8. Section 35(6) relating to prohibition on encumbrances of Scheme assets without the prior approval of the Medical Council;
9. Sections 36(10) and 36(11) relating to the appointment of an audit committee and the composition of the majority of its members;
10. Section 57(4)(f) regarding the duties of the Trustees to take out and maintain an appropriate level of professional indemnity and fidelity insurance;
11. Sections 59(2) relating to the payment within 30 days of a benefit to be paid to a member or supplier of service, read together with Regulations 6(1), 6(2), 6(3) and 6(4) relating to the manner of payment of benefits;
12. Regulation 9A relating to a prohibition on any provision in the rules of a Scheme that permits an accumulation of unexpended benefits by a beneficiary from one year to the next, other than as provided for in personal medical savings accounts;
13. Section 30(1)(e) relating to Scheme Rules allocating a personal medical savings account to a member within the limit and in the manner prescribed from time to time for payment of any relevant health service;

⁶ The Office of the Registrar requires auditors to submit this report on the auditor's letterhead



14. Regulations 10(1), 10(4), 10(5) and 10(6) relating to personal medical savings accounts;
15. Sections 4(1), 4(2), 4(4) and 4(5) of the Financial Institutions (Protection of Funds) Act 28 of 2001 relating to the investment of personal medical savings account monies and the separation thereof from scheme assets, read together with Section 2(c) of the Protection of Funds Act relating to the allocation of investment income earned in respect of these monies;
16. Regulations 15 relating to the provision of managed health care; 18 relating to provisions to be included in administration agreements; and 19 relating to requirements of the parties on termination of an administration agreement;
17. Section 65 relating to broker services and commission, read together with Regulations 28(1), 28(2), 28(5) relating to compensation of brokers by a Scheme and 28B relating to requirements for accreditation of brokers by the Medical Council; and
18. Regulation 29 relating to the minimum accumulated funds to be maintained by a Scheme.

Trustees' responsibility

The trustees are responsible for compliance by the Scheme with all Sections of the Act and related Regulations and for such internal control as they determine is necessary to ensure compliance in all material respects with those Sections and Regulations specified above.

Auditor's responsibility

Our responsibility, in accordance with Sections 36(5)(b) and 36(8)(b) of the Act, is to express our limited assurance conclusion whether, based on our work performed, anything has come to our attention that causes us to believe that the Scheme has not complied with the Sections of the Act and related Regulations specified above. We conducted our assurance engagement in accordance with the International Standard on Assurance Engagements (ISAE) 3000, *Assurance Engagements Other Than Audits or Reviews of Historic Financial Information*. That standard requires us to comply with ethical requirements and to plan and perform our assurance engagement to obtain sufficient appropriate evidence to support our limited assurance conclusion expressed below.

We completed our audit of the annual financial statements of the Scheme for the year ended <insert date>, prepared in accordance with International Financial Reporting Standards (IFRS), on which we issued an <unmodified/modified>⁷ opinion on <insert date of audit report>. Our audit was performed in accordance with *International Standards on Auditing*. Where appropriate, we have drawn on evidence obtained regarding instances of non-compliance with the above Sections and Regulations identified during the course of our audit that might materially affect the annual financial statements, and have performed such additional procedures as we considered necessary which included:

- Making inquiries of the Scheme's management primarily responsible for financial and accounting matters and regulatory compliance;
- Re-performance of calculations, substantive analytical review procedures; and
- Inspection of supporting documentation considered necessary to assess compliance with the sections specified above.

⁷ Where a modified opinion has been expressed on the annual financial statements, the auditor considers the implications for the *Limited Assurance Conclusion* expressed in this report.

Medical Scheme:
Ref No.:
Financial Year End:



In a limited assurance engagement the evidence gathering procedures are more limited than for a reasonable assurance engagement and therefore less assurance is obtained than in a reasonable assurance engagement. We believe that our evidence obtained is sufficient and appropriate to provide a basis for our limited assurance conclusion.

Limited assurance conclusion

Based on our work performed, nothing has come to our attention that causes us to believe that the Scheme has not complied with the Sections of the Act and related Regulations specified above⁸.

Restriction on use and distribution

Our report is presented solely in compliance with Sections 36(5)(b) and 36(8)(b) of the Act for the purpose set out in the first paragraph of the report, and for the information of the Registrar and is not to be used for any other purpose, nor to be distributed to any other parties without our prior written consent. Our report relates only to instances of non-compliance by the Scheme with those Sections of the Act and related Regulations specified above identified in the course of our compliance engagement.

Registered audit firm

Per <Name of director/partner>

Registered Auditor

<Director / Partner>

<Date>

⁸ Where the auditor identifies instances of non-compliance with any of the sections specified, the assurance report should contain, within the limited assurance conclusion section of the report, a clear description of all such instances of non-compliance as illustrated in the Appendix to this report. Also refer to the guidance in paragraphs 51 – 53 of ISAE 3000, *Assurance Engagements Other Than Audits or Reviews of Historical Financial Information*.



APPENDIX

Instances of non-compliance that may be identified which, if material may result in a modified conclusion and are to be reported to the Registrar, may include:

1. The guarantee supplied to the Registrar in terms of section 24(5) of the Act and/or Regulation 2 (1)(j); and/or sections 33(3) and 44(9)(b) of the Act, may be invalid;
2. The scheme's bank account may not be under the scheme's direct control or in its name in accordance with section 26(1)(c);
3. Invoices may not be prepared and payments may not be made in accordance with sections 26(4) and 26(5) of the Act;
4. Contributions may not be received within three days after payment thereof became due in accordance with section 26(7) of the Act;
5. The scheme is carrying on any business other than the business of a medical scheme in accordance with section 26(11) of the Act;
6. Accounting records may not be maintained for each benefit option in accordance with section 37(4)(d) of the Act, read together with section 33 of the Act;
7. Investments may not be made in accordance with sections 35(4), 35(5), 35(7) and 35(8) of the Act, as well as Regulation 30, read together with Annexure B of the Regulations.
8. The Scheme may have entered into financial arrangements that may not be in accordance with section 35(6) of the Act;
9. That the Scheme *<had/ did not have>* an audit committee in operation for the entire financial year, and if it did have an audit committee, the constitution of the audit committee was not in terms of the requirements of sections 36(10) and 36(11) of the Act;
10. The Scheme either failed to take out fidelity guarantee and professional indemnity, or the cover provided in policy *<insert policy number>* to the value of *<insert sum insured>*, was not in accordance with section 57(4)(f) of the Act, and / or the premiums for the policy were not fully paid up;
11. Benefits were not paid in accordance with the requirements of section 59(2) of the Act, read together with Regulations 6(1), 6(2), 6(3) and 6(4);
12. The Scheme failed to comply with Regulation 9A and provided for the accumulation of unexpended benefits;
13. The rules of the Scheme did not allow for medical savings accounts to be operated by the Scheme in terms of section 30(1)(e) of the Act;
14. Medical savings accounts operated were not in accordance with Regulations 10(1), 10(4), 10(5) and 10(6);
15. Personal medical savings account monies were not invested in accordance with Sections 4(1), 4(2), 4(4) and 4(5) of the Financial Institutions (Protection of Funds) Act 28 of 2001 or investment income earned in respect of these monies were not appropriately allocated to these monies in accordance with Section 2(c) of the Protection of Funds Act;
16. Written agreements entered into by the Scheme with administrator(s) and/or managed care organisation(s) did not comply with Regulations 15, 18 and 19;
17. Payments to brokers in terms of section 65 were not made in terms of Regulations 28(1), 28(2), 28(5) and 28B; and
18. The solvency of the Scheme was not correctly calculated in terms of Regulation 29.

Validation rules for the 2013 Annual Statutory Return

Part	Description	Validation rule words
1.2	Per benefit option: If the scheme has indicated that a specific benefit option has an Efficiency Discount Option, the name(s) of the sub-option should be supplied.	Part 1.2: Please provide the names of the Efficiency Discount Sub-Options for each individual registered Benefit Option.
1.2	Per benefit option: If the scheme has indicated that a specific benefit option has an Efficiency Discount Option, the response to part 1.4 question 8(d) should also be "Yes"	The scheme has indicated in Part 1.2 that Efficiency Discount Options exists. Part 1.4 question 8(d) should also be completed.
1.3.2	Full details of trustee training attended should be provided for each trustee	Part 1.3.2: Details of trustee training attended were not provided in respect of each trustee
1.4	If "yes" selected in nr. 1, full details need to be provided	Part 1.4.1: Details were not provided
1.4	If "yes" selected in nr. 2, full details need to be provided	Part 1.4.2: Details were not provided
1.4	If "yes" selected in nr. 3, full details need to be provided	Part 1.4.3: Details were not provided
1.4	If "no" selected in nr. 4, full details need to be provided	Part 1.4.4: Details were not provided
1.4	If "no" selected in nr. 5, full details need to be provided	Part 1.4.5: Details were not provided
1.4	If "yes" selected in nr. 6 a ii), the name of the co-administrator should be provided in part 1.1.6	Part 1.4.6 a ii: In the event that the scheme has entered in a contract with a co-administrator, the co-administrator's name should be updated in part 1.1.
1.4	If "yes" selected in nr. 6 a iii), names of third parties should be specified	Part 1.4.6 a iii: Details were not provided
1.4	If "yes" selected in nr. 6b, details need to be provided	Part 1.4.6b: Details were not provided
1.4	If "yes" selected in nr. 6c, details need to be provided	Part 1.4.6c: Details were not provided
1.4	If "yes" selected in nr. 6d, details need to be provided	Part 1.4.6d: Details were not provided
1.4	If "yes" selected in nr. 6e, details need to be provided	Part 1.4.6e: Details were not provided
1.4	If a self-administered scheme entered amounts in part 4.16 lines 4.16.1.1 or 4.16.1.9, "Yes" should have been selected in question 6e.	Part 1.4.6e: The scheme is a self-administered scheme, and had entered amounts in part 4.16.1 lines 4.16.1.1 (administration fees) or 4.16.1.9 (co-administration fees paid for ongoing services provided by third parties). "Yes" should have been selected in part 1.4 question 6e.
1.4	If "yes" selected in nr. 6g, details need to be provided	Part 1.4.6g: Details were not provided
1.4	If "yes" selected in nr. 6h, details need to be provided	Part 1.4.6h: Details were not provided
1.4	If "yes" selected in nr. 6i, details need to be provided	Part 1.4.6i: Details were not provided
1.4	If "yes" selected in nr. 7, details need to be provided	Part 1.4.7: Details were not provided
1.4	If "yes" selected in nr. 8a, full details need to be provided	Part 1.4.8a: Details were not provided
1.4	If "yes" selected in nr. 8b, full details need to be provided	Part 1.4.8b: Details were not provided
1.4	If "yes" selected in nr. 8c, full details need to be provided	Part 1.4.8c: Details were not provided
1.4	If "yes" selected in nr. 8d, full details need to be provided	Part 1.4.8d: Details were not provided
1.4	Full details need to be provided in respect of nr 9b.	Part 1.4.9b: Details were not provided
1.4	If "no" selected in nr. 10, full details need to be provided	Part 1.4.10: Details were not provided
1.4	If "no" selected in nr. 11, full details need to be provided	Part 1.4.11: Details were not provided
1.4	Full details need to be provided in respect of nr 12b.	Part 1.4.12b: Details were not provided
1.4	If "yes" selected in nr. 13, full details need to be provided	Part 1.4.13: Details were not provided
1.4	If "yes" selected in nr. 14a, full details need to be provided	Part 1.4.14a: Details were not provided
1.4	If "yes" selected in nr. 14b, full details need to be provided	Part 1.4.14b: Details were not provided
1.4	If "yes" selected in nr. 14c, full details need to be provided	Part 1.4.14c: Details were not provided
1.4	If "yes" selected in nr. 14d, full details need to be provided	Part 1.4.14d: Details were not provided
1.4	If "yes" selected in nr. 15a, other detail needs to be provided in nr 15b and 15d	Part 1.4.15b: Other detail was not provided
1.4	If "yes" selected in nr. 15a, other detail needs to be provided in nr 15d	Part 1.4.15d: Other detail was not provided

Validation rules for the 2013 Annual Statutory Return

Part	Description	Validation rule words
1.4	If "no" selected in nr. 16, full details need to be provided	Part 1.4.16: Details were not provided
1.4	If "no" selected in nr. 17a, full details need to be provided	Part 1.4.17a: Details were not provided
1.4	If "yes" selected in nr. 17b, full details need to be provided	Part 1.4.17b: Details were not provided
1.4	If "no" selected in nr. 18, full details need to be provided	Part 1.4.18: Details were not provided
1.4	If "yes" selected in nr. 19, full details need to be provided	Part 1.4.19: Details were not provided
1.4	If "yes" selected in nr. 20, full details need to be provided	Part 1.4.20: Details were not provided
1.4	If "no" selected in nr. 21, full details need to be provided	Part 1.4.21: Details were not provided
1.4	If "no" selected in nr. 22, full details need to be provided	Part 1.4.22: Details were not provided
1.4	If "yes" selected in nr. 23, full details need to be provided	Part 1.4.23: Details were not provided
1.4	If "yes" selected in nr. 24, full details need to be provided	Part 1.4.24: Details were not provided
1.4	If "no" selected in nr. 25, full details need to be provided	Part 1.4.25: Details were not provided
1.4	If "no" selected in nr. 26, full details need to be provided	Part 1.4.26: Details were not provided
1.4	If "no" was selected in nr. 27, but an administration contract was indicated in nr.6(e).	Part 1.4.27: The scheme has indicated that an administration agreement exists in question 6(e), but did not append a letter of comfort.
1.4	If "no" selected in nr. 28, full details need to be provided	Part 1.4.28: Details were not provided
1.4	If "yes" selected in nr. 29, other detail needs to be provided in nr 29a	Part 1.4.29a: Other detail was not provided
1.4	If "yes" selected in nr. 29, other detail needs to be provided in nr 29b	Part 1.4.29b: Other detail was not provided
1.4	If "yes" selected in nr. 29, other detail needs to be provided in nr 29c	Part 1.4.29c: Other detail was not provided
1.4	If "no" selected in nr. 29, other detail needs to be provided in nr 29a	Part 1.4.29a: Other detail was not provided
2.1	Members per option should be > 1.	Part 2.1: Please provide the reasons, should the number of members be zero for any option.
2.1	Adult dependants per option should be > 1.	Part 2.1: Please provide the reasons, should the number of adult dependants be zero for any option.
2.1	Child dependants per option should be > 1.	Part 2.1: Please provide the reasons, should the number of child dependants be zero for any option.
2.1	Total principle members should be > 6 000 members for open schemes	Part 2.1: Please provide the reasons, and actions to be taken, should the principle members be less than 6 000 members.
2.2	Members per month should be > 1.	Part 2.2: Please provide the reasons should the number of members be zero in any month.
2.2	Adult dependants per month should be > 1.	Part 2.2: Please provide the reasons should the number of adult dependants be zero in any month.
2.2	Child dependants per month should be > 1.	Part 2.2: Please provide the reasons should the number of child dependants be zero in any month.
2.3.1	The cumulative total for the consolidated males and females in part 2.3.1.20 must agree with the consolidated total of beneficiaries in part 2.1.2.	The cumulative total for the consolidated males and females in part 2.3.1.20 does not agree with the consolidated total of beneficiaries in part 2.1.2.
2.3.1	The cumulative total beneficiaries per option (males and females) in part 2.3.1.20 must agree with the total beneficiaries per option in part 2.1.	The cumulative total beneficiaries per option (males and females) in part 2.3.1.20 does not agree with the total beneficiaries per option in part 2.1.
2.3.1	Total males for any option should be >1.	Part 2.3.1: Please provide the reasons, should the number of males be zero for any option.
2.3.1	Total females for any option should be >1.	Part 2.3.1: Please provide the reasons, should the number of females be zero for any option.

Validation rules for the 2013 Annual Statutory Return

Part	Description	Validation rule words
2.3.2	The cumulative total for the consolidated males and females in part 2.3.2.20 must agree with the consolidated total of members in part 2.1.2.	The cumulative total for the consolidated males and females in part 2.3.2.20 does not agree with the consolidated total of members in part 2.1.2.
2.3.2	The cumulative total members per option (males and females) in part 2.3.2.20 must agree with the total members per option in part 2.1.	The cumulative total members per option (males and females) in part 2.3.2.20 does not agree with the total members per option in part 2.1.
2.4.1	2.2.1 - beneficiaries <u>less</u> : 2.1.2 - Beneficiaries (Previous Year annual return) = 2.4.1.1's 'Total' column + 'Number of New Dependants Joining the Scheme' column - 'Number of Members Leaving the Scheme' column - 'Number of Dependants Leaving the Scheme' column.	The January member movement in part 2.4.1.1 does not agree with the beneficiary movement from December (last year) to January (current year) as captured in part 2.2 of the return.
2.4.1	2.2.2 - beneficiaries <u>less</u> : 2.2.1 - beneficiaries = 2.4.1.2's 'Total' column + 'Number of new dependants joining the scheme' column - 'Number of members leaving the scheme' column - 'Number of dependants leaving the scheme' column.	The February member movement in part 2.4.1.2 does not agree with the beneficiary movement from January-to February as captured in part 2.2 of the return.
2.4.1	2.2.3 - beneficiaries <u>less</u> : 2.2.2 - beneficiaries = 2.4.1.3's 'Total' column + 'Number of new dependants joining the scheme' column - 'Number of members leaving the scheme' column - 'Number of dependants leaving the scheme' column.	The March member movement in part 2.4.1.3 does not agree with the beneficiary movement from February-to March as captured in part 2.2 of the return.
2.4.1	2.2.4 - beneficiaries <u>less</u> : 2.2.3 - beneficiaries = 2.4.1.4's 'Total' column + 'Number of new dependants joining the scheme' column - 'Number of members leaving the scheme' column - 'Number of dependants leaving the scheme' column.	The April member movement in part 2.4.1.4 does not agree with the beneficiary movement from March-to April as captured in part 2.2 of the return.
2.4.1	2.2.5 - beneficiaries <u>less</u> : 2.2.4 - beneficiaries = 2.4.1.5's 'Total' column + 'Number of new dependants joining the scheme' column - 'Number of members leaving the scheme' column - 'Number of dependants leaving the scheme' column.	The May member movement in part 2.4.1.5 does not agree with the beneficiary movement from April to May as captured in part 2.2 of the return.
2.4.1	2.2.6 - beneficiaries <u>less</u> : 2.2.5 - beneficiaries = 2.4.1.6's 'Total' column + 'Number of new dependants joining the scheme' column - 'Number of members leaving the scheme' column - 'Number of dependants leaving the scheme' column.	The June member movement in part 2.4.1.6 does not agree with the beneficiary movement from May to June as captured in part 2.2 of the return.
2.4.1	2.2.7 - beneficiaries <u>less</u> : 2.2.6 - beneficiaries = 2.4.1.7's 'Total' column + 'Number of new dependants joining the scheme' column - 'Number of members leaving the scheme' column - 'Number of dependants leaving the scheme' column.	The July member movement in part 2.4.1.7 does not agree with the beneficiary movement from June to July as captured in part 2.2 of the return.
2.4.1	2.2.8 - beneficiaries <u>less</u> : 2.2.7 - beneficiaries = 2.4.1.8's 'Total' column + 'Number of new dependants joining the scheme' column - 'Number of members leaving the scheme' column - 'Number of dependants leaving the scheme' column.	The August member movement in part 2.4.1.8 does not agree with the beneficiary movement from July-to August as captured in part 2.2 of the return.
2.4.1	2.2.9 - beneficiaries <u>less</u> : 2.2.8 - beneficiaries = 2.4.1.9's 'Total' column + 'Number of new dependants joining the scheme' column - 'Number of members leaving the scheme' column - 'Number of dependants leaving the scheme' column.	The September member movement in part 2.4.1.9 does not agree with the beneficiary movement from August to September as captured in part 2.2 of the return.
2.4.1	2.2.10 - beneficiaries <u>less</u> : 2.2.9 - beneficiaries = 2.4.1.10's 'Total' column + 'Number of new dependants joining the scheme' column - 'Number of members leaving the scheme' column - 'Number of dependants leaving the scheme' column.	The October member movement in part 2.4.1.10 does not agree with the beneficiary movement from September to October as captured in part 2.2 of the return.
2.4.1	2.2.11 - beneficiaries <u>less</u> : 2.2.10 - beneficiaries = 2.4.1.11's 'Total' column + 'Number of new dependants joining the scheme' column - 'Number of members leaving the scheme' column - 'Number of dependants leaving the scheme' column.	The November movement in part 2.4.1.11 does not agree with the beneficiary movement from October to November as captured in part 2.2 of the return.
2.4.1	2.2.12 - beneficiaries <u>less</u> : 2.2.11 - beneficiaries = 2.4.1.12's 'Total' column + 'Number of new dependants joining the scheme' column - 'Number of members leaving the scheme' column - 'Number of dependants leaving the scheme' column.	The December movement in part 2.4.1.12 does not agree with the beneficiary movement from November to December as captured in part 2.2 of the return.

Validation rules for the 2013 Annual Statutory Return

Part	Description	Validation rule words
2.4.2	The number of new members joining the scheme in part 2.4.2.20 must agree with the total number of new members joining the scheme in part 2.4.1.13 (column 3).	The number of new members joining the scheme in part 2.4.2.20 does not agree with the total number of new members joining the scheme in part 2.4.1.13.
2.4.2	The number of new dependants joining the scheme in part 2.4.2.20 must agree with the total number of new dependants joining the scheme in part 2.4.1.13.	The number of new dependants joining the scheme in part 2.4.2.20 does not agree with the total number of new dependants joining the scheme in part 2.4.1.13.
2.4.2	If the number of members at the end of January in part 2.2.1 >0, then the number of members leaving the scheme in part 2.4.2.20 must agree with the total number of members leaving the scheme in part 2.4.1.13.	The number of members leaving the scheme in part 2.4.2.20 does not agree with the total number of members leaving the scheme in part 2.4.1.13.
2.4.2	If the number of dependants at the end of January in part 2.2.1 >0, then the number of dependants leaving the scheme in part 2.4.2.20 must agree with the total number of dependants leaving the scheme in part 2.4.1.13.	The number of dependants leaving the scheme in part 2.4.2.20 does not agree with the total number of dependants leaving the scheme in part 2.4.1.13.
2.4.2	Principle members in the category "less than one year" exists.	Part 2.4.2: Please provide the reasons for the inclusion of members in the category: Less than one year .
2.5.20	No general waiting periods were imposed. (line 2.5.20 = 0)	Part 2.5: Please provide reasons why no general waiting periods were imposed.
2.5.20	No pre-existing condition exclusions were imposed. (line 2.5.20 = 0)	Part 2.5: Please provide reasons why no pre-existing condition exclusions were imposed.
2.5.20	No late joiner penalties were imposed. (line 2.5.20 = 0)	Part 2.5: Please provide reasons why no late joiner penalties were imposed.
2.6	The utilisation data must be completed. (If the number of beneficiaries at the end of January in part 2.2.1 > 0, then the sum of column 2.6.1.1 - 2.6.3.38 > 0.)	Part 2.6 must be completed
2.6.1.1	Current year: The number of beneficiaries visiting GPs at least once a year (2.6.1.1) must be less than or equal to the total number of visits to GPs (2.6.1.2).	Current year: The number of beneficiaries visiting GPs at least once a year (2.6.1.1) is not less than or equal to the total number of visits to GPs (2.6.1.2).
2.6.1.1	Current year: The number of beneficiaries visiting GPs at least once a year (2.6.1.1) must be less than or equal to the total number of beneficiaries as at the 31st December (2.1.2) or less than or equal to the average number of beneficiaries as at the 31st December (2.2.13).	Current year: The number of beneficiaries visiting GPs at least once a year (2.6.1.1) is either not less than or equal to the total number of beneficiaries as at the 31st December (2.1.2) or is not less than or equal to the average number of beneficiaries as at the 31st December (2.2.13).
2.6.1.3	Current year: The number of beneficiaries visiting Dentists at least once a year (2.6.1.3) must be: less than or equal to the total number of visits to Dentists (2.6.1.4).	Current year: The number of beneficiaries visiting Dentists at least once a year (2.6.1.3) is not less than or equal to the total number of visits to Dentists (2.6.1.4).
2.6.1.3	Current year: The number of beneficiaries visiting Dentists at least once a year (2.6.1.3) must be less than or equal to the total number of beneficiaries as at the 31st December (2.1.2) or less than or equal to the average number of beneficiaries as at the 31st December (2.2.13).	Current year: The number of beneficiaries visiting Dentists at least once a year (2.6.1.3) is either not less than or equal to the total number of beneficiaries as at the 31st December (2.1.2) or is not less than or equal to the average number of beneficiaries as at the 31st December (2.2.13).
2.6.1.5	Current year: The number of beneficiaries visiting private nurses at least once a year (2.6.1.5) must be: less than or equal to the total number of visits to private nurses (2.1.6.6).	Current year: The number of beneficiaries visiting private nurses at least once a year (2.6.1.5) is not less than or equal to the total number of visits to private nurses (2.1.6.6).
2.6.1.5	Current year: The number of beneficiaries visiting private nurses at least once a year (2.1.6.5) must be less than or equal to the total number of beneficiaries as at the 31st December (2.1.2) or less than or equal to the average number of beneficiaries as at the 31st December (2.2.13).	Current year: The number of beneficiaries visiting private nurses at least once a year (2.6.1.5) is either not less than or equal to the total number of beneficiaries as at the 31st December (2.1.2) or is not less than or equal to the average number of beneficiaries as at the 31st December (2.2.13).
2.6.2.4	Current year: The total number of inpatient admissions for Medical cases during the year (2.6.2.4) must be less than or equal to the total number of inpatient admissions (2.6.2.2).	Current year: The total number of inpatient admissions for Medical cases during the year (2.6.2.4) is not less than or equal to the total number of inpatient admissions (2.6.2.2).

Validation rules for the 2013 Annual Statutory Return

Part	Description	Validation rule words
2.6.2.5	Current year: The total number of inpatient admissions for Surgical cases during the year (2.6.2.5) must be less than or equal to the total number of inpatient admissions (2.6.2.2).	Current year: The total number of inpatient admissions for Surgical cases during the year (2.6.2.5) is not less than or equal to the total number of inpatient admissions (2.6.2.2).
2.6.2.6	Current year: The total number of inpatient admissions for Maternity cases during the year (2.6.2.6) must be less than or equal to the total number of inpatient admissions (2.6.2.2).	Current year: The total number of inpatient admissions for Maternity cases during the year (2.6.2.6) is not less than or equal to the total number of inpatient admissions (2.6.2.2).
2.6.2.7	Current year: The total number of inpatient admissions for Cathlab cases during the year (2.6.2.7) must be less than or equal to the total number of inpatient admissions (2.6.2.2).	Current year: The total number of inpatient admissions for Cathlab cases during the year (2.6.2.7) is not less than or equal to the total number of inpatient admissions (2.6.2.2).
2.6.2.8	Current year: The total number of beneficiaries admitted as inpatients during the year (2.6.2.8) must be less than or equal to the total number of inpatient admissions (2.6.2.2).	Current year: The total number of beneficiaries admitted as inpatients during the year (2.6.2.8) is not less than or equal to the total number of inpatient admissions (2.6.2.2).
2.6.2.8	Current year: The total number of beneficiaries admitted as inpatients during the year (2.6.2.8) must be less than or equal to the total number of beneficiaries as at the 31st December (2.1.2) or less than or equal to the average number of beneficiaries as at the 31st December (2.2.13).	Current year: The total number of beneficiaries admitted as inpatients during the year (2.6.2.8) is either not less than or equal to the total number of beneficiaries as at the 31st December (2.1.2) or is not less than or equal to the average number of beneficiaries as at the 31st December (2.2.13).
2.6.2.9	Current year: The number of beneficiaries admitted during the year for PMBs (2.6.2.9) must be less than or equal to the total number beneficiaries admitted as inpatients (2.6.2.8).	Current year: The number of beneficiaries admitted during the year for PMBs (2.6.2.9) is not less than or equal to the total number of beneficiaries admitted as inpatients (2.6.2.8).
2.6.2.9	Current year: The number of beneficiaries admitted during the year for PMBs (2.6.2.9) must be less than or equal to the total number of beneficiaries as at the 31st December (2.1.2) or less than or equal to the average number of beneficiaries as at the 31st December (2.2.13).	Current year: The number of beneficiaries admitted during the year for PBMs (2.6.2.9) is either not less than or equal to the total number of beneficiaries as at the 31st December (2.1.2) or is not less than or equal to the average number of beneficiaries as at the 31st December (2.2.13).
2.6.2.10	Current year: The number of beneficiaries admitted during the year at day clinics/unattached operating theaters (2.6.2.10) must be less than or equal to the total number of beneficiaries admitted as inpatients (2.6.2.8).	Current year: The number of beneficiaries admitted during the year at day clinics/unattached operating theaters (2.6.2.10) is not less than or equal to the total number of beneficiaries admitted as inpatients (2.6.2.8).
2.6.2.10	Current year: The number of beneficiaries admitted during the year at day clinics/unattached operating theatres (2.6.2.10) must be less than or equal to the total number of beneficiaries as at the 31st December (2.1.2) or less than or equal to the average number of beneficiaries as at the 31st December (2.2.13).	Current year: The number of beneficiaries admitted during the year at day clinics/unattached operating theatres (2.6.2.10) is either not less than or equal to the total number of beneficiaries as at the 31st December (2.1.2) or is not less than or equal to the average number of beneficiaries as at the 31st December (2.2.13).
2.6.2.11	Current year: The number of beneficiaries receiving MRI scans at least once a year (2.6.2.11) must be less than or equal to the total number of MRI scans administered (2.6.2.14).	Current year: The number of beneficiaries receiving MRI scans at least once a year (2.6.2.11) is not less than or equal to the total number of MRI scans administered (2.6.2.14).
2.6.2.11	Current year: The number of beneficiaries receiving MRI scans at least once a year (2.6.2.11) must be less than or equal to the total number of beneficiaries as at the 31st December (2.1.2) or less than or equal to the average number of beneficiaries as at the 31st December (2.2.13).	Current year: The number of beneficiaries receiving MRI scans at least once a year (2.6.2.11) is either not less than or equal to the total number of beneficiaries as at the 31st December (2.1.2) or is not less than or equal to the average number of beneficiaries as at the 31st December (2.2.13).
2.6.2.12	Current year: The number of beneficiaries receiving MRI scans repetitions within 28 days (2.6.2.12) must be less than or equal to the number of beneficiaries receiving MRI scans at least once a year (2.6.2.11)	Current year: The number of beneficiaries receiving MRI scans repetitions within 28 days (2.6.2.12) is not less than or equal to the number of beneficiaries receiving MRI scans at least once a year (2.6.2.11)

Validation rules for the 2013 Annual Statutory Return

Part	Description	Validation rule words
2.6.2.13	Current year: The number of beneficiaries receiving MRI scans repetitions within 3 months (2.6.2.13) must be less than or equal to the number of beneficiaries receiving MRI scans at least once a year (2.6.2.11)	Current year: The number of beneficiaries receiving MRI scans repetitions within 3 months (2.6.2.13) is not less than or equal to the number of beneficiaries receiving MRI scans at least once a year (2.6.2.11)
2.6.2.15	Current year: The number of beneficiaries receiving CT scans at least once a year (2.6.2.15) must be less than or equal to the total number of CT scans administered (2.6.2.16).	Current year: The number of beneficiaries receiving CT scans at least once a year (2.6.2.15) is not less than or equal to the total number of CT scans administered (2.6.2.16).
2.6.2.15	Current year: The number of beneficiaries receiving CT scans at least once a year (2.6.2.15) must be less than or equal to the total number of beneficiaries as at the 31st December (2.1.2) or less than or equal to the average number of beneficiaries as at the 31st December (2.2.13).	Current year: The number of beneficiaries receiving CT scans at least once a year (2.6.2.15) is either not less than or equal to the total number of beneficiaries as at the 31st December (2.1.2) or is not less than or equal to the average number of beneficiaries as at the 31st December (2.2.13).
2.6.2.18	Current year: The number of live births (2.6.2.18) should be less than or equal to the number of births (2.6.2.17).	Current year: The number of live births (2.6.2.18) is not less than or equal to the number of births (2.6.2.17).
2.6.2.19	Current year: The number of caesarean sections performed (2.6.2.19) should be less than or equal to the number of births (2.6.2.17).	Current year: The number of caesarean sections performed (2.6.2.19) is not less than or equal to the number of births (2.6.2.17).
2.6.2.20	Current year: The number of births to women between 12 and 18 years (2.6.2.20) should be less or equal to the number of births (2.6.2.17).	Current year: The number of births to women between 12 and 18 years (2.6.2.20) is not less than or equal to the number of births (2.6.2.17).
2.6.2.24	Current year: The number of beneficiaries receiving PET scans at least once a year (2.6.2.24) must be less than or equal to the total number of PET scans administered (2.6.2.25).	Current year: The number of beneficiaries receiving PET scans at least once a year (2.6.2.24) is not less than or equal to the total number of PET scans administered (2.6.2.25).
2.6.2.24	Current year: The number of beneficiaries receiving PET scans at least once a year (2.6.2.24) must be less than or equal to the total number of beneficiaries as at the 31st December (2.1.2) or less than or equal to the average number of beneficiaries as at the 31st December (2.2.13).	Current year: The number of beneficiaries receiving PET scans at least once a year (2.6.2.24) is either not less than or equal to the total number of beneficiaries as at the 31st December (2.1.2) or is not less than or equal to the average number of beneficiaries as at the 31st December (2.2.13).
2.6.2.26	Current year: The number of beneficiaries receiving angiograms at least once a year (2.6.2.26) must be less than or equal to the total number of angiograms administered (2.6.2.27).	Current year: The number of beneficiaries receiving angiograms at least once a year (2.6.2.26) is not less than or equal to the total number of angiograms administered (2.6.2.27).
2.6.2.26	Current year: The number of beneficiaries receiving angiograms at least once a year (2.6.2.26) must be less than or equal to the total number of beneficiaries as at the 31st December (2.1.2) or less than or equal to the average number of beneficiaries as at the 31st December (2.2.13).	Current year: The number of beneficiaries receiving angiograms at least once a year (2.6.2.26) is either not less than or equal to the total number of beneficiaries as at the 31st December (2.1.2) or is not less than or equal to the average number of beneficiaries as at the 31st December (2.2.13).
2.6.2.28	Current year: The number of beneficiaries receiving bone density scans at least once a year (2.6.2.28) must be less than or equal to the total number of bone density scans administered (2.6.2.29).	Current year: The number of beneficiaries receiving bone density scans at least once a year (2.6.2.28) is not less than or equal to the total number of bone density scans administered (2.6.2.29).
2.6.2.28	Current year: The number of beneficiaries receiving bone density scans at least once a year (2.6.2.28) must be less than or equal to the total number of beneficiaries as at the 31st December (2.1.2) or less than or equal to the average number of beneficiaries as at the 31st December (2.2.13).	Current year: The number of beneficiaries receiving bone density scans at least once a year (2.6.2.28) is either not less than or equal to the total number of beneficiaries as at the 31st December (2.1.2) or is not less than or equal to the average number of beneficiaries as at the 31st December (2.2.13).
2.6.2.30	Current year: The total number of inpatient days (2.6.2.30) must be greater than or equal to the total number of inpatient admissions (2.6.2.2).	Current year: The total number of inpatient days (2.6.2.30) is not greater than or equal to the total number of inpatient admissions (2.6.2.2).
2.6.2.31	Current year: The total number of admissions to ICU (2.6.2.31) must be less than or equal to the total number of inpatient admissions (2.6.2.2).	Current year: The total number of admissions to ICU (2.6.2.31) is not less than or equal to the total number of inpatient admissions (2.6.2.2).

Validation rules for the 2013 Annual Statutory Return

Part	Description	Validation rule words
2.6.2.32	Current year: The total number of inpatient days in ICU (2.6.2.32) must be less than or equal to the total number of inpatient days (2.6.2.30).	Current year: The total number of inpatient days in ICU (2.6.2.32) is not less than or equal to the total number of inpatient days (2.6.2.30).
2.6.2.32	Current year: The total number of inpatient days in ICU (2.6.2.32) must be greater than or equal to the total number of admissions to ICU (2.6.2.31).	Current year: The total number of inpatient days in ICU (2.6.2.32) is not greater than or equal to the total number of admissions to ICU (2.6.2.31).
2.6.2.33	Current year: The total number of admissions to High Care (2.6.2.33) must be less than or equal to the total number of inpatient admissions (2.6.2.2).	Current year: The total number of admissions to High Care (2.6.2.33) is not less than or equal to the total number of inpatient admissions (2.6.2.2).
2.6.2.34	Current year: The total number of inpatient days in High Care (2.6.2.34) must be less than or equal to the total number of inpatient days (2.6.2.30).	Current year: The total number of inpatient days in High Care (2.6.2.34) is not less than or equal to the total number of inpatient days (2.6.2.30).
2.6.2.34	Current year: The total number of inpatient days in High Care (2.6.2.34) must be greater than or equal to the total number of admissions to High Care (2.6.2.33).	Current year: The total number of inpatient days in High Care (2.6.2.34) is not greater than or equal to the total number of admissions to High Care (2.6.2.33).
2.6.2.35	Current year: The total number of admissions to General Ward (2.6.2.35) must be less than or equal to the total number of inpatient admissions (2.6.2.2).	Current year: The total number of admissions to General Ward (2.6.2.35) is not less than or equal to the total number of inpatient admissions (2.6.2.2).
2.6.2.36	Current year: The total number of inpatient days in General Ward (2.6.2.36) must be less than or equal to the total number of inpatient days (2.6.2.30).	Current year: The total number of inpatient days in General Ward (2.6.2.36) is not less than or equal to the total number of inpatient days (2.6.2.30).
2.6.2.36	Current year: The total number of inpatient days in General Ward (2.6.2.36) must be greater than or equal to the total number of admissions to General Ward (2.6.2.35).	Current year: The total number of inpatient days in General Ward (2.6.2.36) is not greater than or equal to the total number of admissions to General Ward (2.6.2.35).
2.6.2.37	Current year: The total number of admissions to Emergency Unit (2.6.2.37) must be less than or equal to the total number of inpatient admissions (2.6.2.2).	Current year: The total number of admissions to Emergency Unit (2.6.2.37) is not less than or equal to the total number of inpatient admissions (2.6.2.2).
2.6.2.38	Current year: The total number of beneficiaries admitted for Renal Dialysis (2.6.2.38) must be less than or equal to the total number of beneficiaries admitted as inpatients (2.6.2.8).	Current year: The total number of beneficiaries admitted for Renal Dialysis (2.6.2.38) is not less than or equal to the total number of beneficiaries admitted as inpatients (2.6.2.8).
2.6.3.4	Current year: The total number of inpatient admissions for Medical cases during the year (2.6.3.4) must be less than or equal to the total number of inpatient admissions (2.6.3.2).	Current year: The total number of inpatient admissions for Medical cases during the year (2.6.3.4) is not less than or equal to the total number of inpatient admissions (2.6.3.2).
2.6.3.5	Current year: The total number of inpatient admissions for Surgical cases during the year (2.6.3.5) must be less than or equal to the total number of inpatient admissions (2.6.3.2).	Current year: The total number of inpatient admissions for Surgical cases during the year (2.6.3.5) is not less than or equal to the total number of inpatient admissions (2.6.3.2).
2.6.3.6	Current year: The total number of inpatient admissions for Maternity cases during the year (2.6.3.6) must be less than or equal to the total number of inpatient admissions (2.6.3.2).	Current year: The total number of inpatient admissions for Maternity cases during the year (2.6.3.6) is not less than or equal to the total number of inpatient admissions (2.6.3.2).
2.6.3.7	Current year: The total number of inpatient admissions for Cathlab cases during the year (2.6.3.7) must be less than or equal to the total number of inpatient admissions (2.6.3.2).	Current year: The total number of inpatient admissions for Cathlab cases during the year (2.6.3.7) is not less than or equal to the total number of inpatient admissions (2.6.3.2).
2.6.3.8	Current year: The total number of beneficiaries admitted as inpatients during the year (2.6.3.8) must be less than or equal to the total number of inpatient admissions (2.6.3.2).	Current year: The total number of beneficiaries admitted as inpatients during the year (2.6.3.8) is not less than or equal to the total number of inpatient admissions (2.6.3.2).
2.6.3.8	Current year: The total number of beneficiaries admitted as inpatients during the year (2.6.3.8) must be less than or equal to the total number of beneficiaries as at the 31st December (2.1.2) or less than or equal to the average number of beneficiaries as at the 31st December (2.2.13).	Current year: The total number of beneficiaries admitted as inpatients during the year (2.6.3.8) is either not less than or equal to the total number of beneficiaries as at the 31st December (2.1.2) or is not less than or equal to the average number of beneficiaries as at the 31st December (2.2.13).

Validation rules for the 2013 Annual Statutory Return

Part	Description	Validation rule words
2.6.3.9	Current year: The number of beneficiaries admitted during the year for PMBs (2.6.3.9) must be less than or equal to the total number beneficiaries admitted as inpatients (2.6.3.8).	Current year: The number of beneficiaries admitted during the year for PMBs (2.6.3.9) is not less than or equal to the total number of beneficiaries admitted as inpatients (2.6.3.8).
2.6.3.9	Current year: The number of beneficiaries admitted during the year for PMBs (2.6.3.9) must be less than or equal to the total number of beneficiaries as at the 31st December (2.1.2) or less than or equal to the average number of beneficiaries as at the 31st December (2.2.13).	Current year: The number of beneficiaries admitted during the year for PMBs (2.6.3.9) is either not less than or equal to the total number of beneficiaries as at the 31st December (2.1.2) or is not less than or equal to the average number of beneficiaries as at the 31st December (2.2.13).
2.6.3.10	Current year: The number of beneficiaries admitted during the year at day clinics/unattached operating theaters (2.6.3.10) must be less than or equal to the total number of beneficiaries admitted as inpatients (2.6.3.8).	Current year: The number of beneficiaries admitted during the year at day clinics/unattached operating theaters (2.6.3.10) is not less than or equal to the total number of beneficiaries admitted as inpatients (2.6.3.8).
2.6.3.10	Current year: The number of beneficiaries admitted during the year at day clinics/unattached operating theatres (2.6.3.10) must be less than or equal to the total number of beneficiaries as at the 31st December (2.1.2) or less than or equal to the average number of beneficiaries as at the 31st December (2.2.13).	Current year: The number of beneficiaries admitted during the year at day clinics/unattached operating theatres (2.6.3.10) is either not less than or equal to the total number of beneficiaries as at the 31st December (2.1.2) or is not less than or equal to the average number of beneficiaries as at the 31st December (2.2.13).
2.6.3.11	Current year: The number of beneficiaries receiving MRI scans at least once a year (2.6.3.11) must be less than or equal to the total number of MRI scans administered (2.6.3.14).	Current year: The number of beneficiaries receiving MRI scans at least once a year (2.6.3.11) is not less than or equal to the total number of MRI scans administered (2.6.3.14).
2.6.3.11	Current year: The number of beneficiaries receiving MRI scans at least once a year (2.6.3.11) must be less than or equal to the total number of beneficiaries as at the 31st December (2.1.2) or less than or equal to the average number of beneficiaries as at the 31st December (2.2.13).	Current year: The number of beneficiaries receiving MRI scans at least once a year (2.6.3.11) is either not less than or equal to the total number of beneficiaries as at the 31st December (2.1.2) or is not less than or equal to the average number of beneficiaries as at the 31st December (2.2.13).
2.6.3.12	Current year: The number of beneficiaries receiving MRI scans repetitions within 28 days (2.6.3.12) must be less than or equal to the number of beneficiaries receiving MRI scans at least once a year (2.6.3.11)	Current year: The number of beneficiaries receiving MRI scans repetitions within 28 days (2.6.3.12) is not less than or equal to the number of beneficiaries receiving MRI scans at least once a year (2.6.3.11)
2.6.3.13	Current year: The number of beneficiaries receiving MRI scans repetitions within 3 months (2.6.3.13) must be less than or equal to the number of beneficiaries receiving MRI scans at least once a year (2.6.3.11)	Current year: The number of beneficiaries receiving MRI scans repetitions within 3 months (2.6.3.13) is not less than or equal to the number of beneficiaries receiving MRI scans at least once a year (2.6.3.11)
2.6.3.15	Current year: The number of beneficiaries receiving CT scans at least once a year (2.6.3.15) must be less than or equal to the total number of CT scans administered (2.6.3.16).	Current year: The number of beneficiaries receiving CT scans at least once a year (2.6.3.15) is not less than or equal to the total number of CT scans administered (2.6.3.16).
2.6.3.15	Current year: The number of beneficiaries receiving CT scans at least once a year (2.6.3.15) must be less than or equal to the total number of beneficiaries as at the 31st December (2.1.2) or less than or equal to the average number of beneficiaries as at the 31st December (2.2.13).	Current year: The number of beneficiaries receiving CT scans at least once a year (2.6.3.15) is either not less than or equal to the total number of beneficiaries as at the 31st December (2.1.2) or is not less than or equal to the average number of beneficiaries as at the 31st December (2.2.13).
2.6.3.18	Current year: The number of live births (2.6.3.18) should be less than or equal to the number of births (2.6.3.17).	Current year: The number of live births (2.6.3.18) is not less than or equal to the number of births (2.6.3.17).
2.6.3.19	Current year: The number of caesarean sections performed (2.6.3.19) should be less than or equal to the number of births (2.6.3.17).	Current year: The number of caesarean sections performed (2.6.3.19) is not less than or equal to the number of births (2.6.3.17).
2.6.3.20	Current year: The number of births to women between 12 and 18 years (2.6.3.20) should be less or equal to the number of births (2.6.3.17).	Current year: The number of births to women between 12 and 18 years (2.6.3.20) is not less than or equal to the number of births (2.6.3.17).

Validation rules for the 2013 Annual Statutory Return

Part	Description	Validation rule words
2.6.3.24	Current year: The number of beneficiaries receiving PET scans at least once a year (2.6.3.24) must be less than or equal to the total number of PET scans administered (2.6.3.25).	Current year: The number of beneficiaries receiving PET scans at least once a year (2.6.3.24) is not less than or equal to the total number of PET scans administered (2.6.3.25).
2.6.3.24	Current year: The number of beneficiaries receiving PET scans at least once a year (2.6.3.24) must be less than or equal to the total number of beneficiaries as at the 31st December (2.1.2) or less than or equal to the average number of beneficiaries as at the 31st December (2.2.13).	Current year: The number of beneficiaries receiving PET scans at least once a year (2.6.3.24) is either not less than or equal to the total number of beneficiaries as at the 31st December (2.1.2) or is not less than or equal to the average number of beneficiaries as at the 31st December (2.2.13).
2.6.3.26	Current year: The number of beneficiaries receiving angiograms at least once a year (2.6.3.26) must be less than or equal to the total number of angiograms administered (2.6.3.27).	Current year: The number of beneficiaries receiving angiograms at least once a year (2.6.3.26) is not less than or equal to the total number of angiograms administered (2.6.3.27).
2.6.3.26	Current year: The number of beneficiaries receiving angiograms at least once a year (2.6.3.26) must be less than or equal to the total number of beneficiaries as at the 31st December (2.1.2) or less than or equal to the average number of beneficiaries as at the 31st December (2.2.13).	Current year: The number of beneficiaries receiving angiograms at least once a year (2.6.3.26) is either not less than or equal to the total number of beneficiaries as at the 31st December (2.1.2) or is not less than or equal to the average number of beneficiaries as at the 31st December (2.2.13).
2.6.3.28	Current year: The number of beneficiaries receiving bone density scans at least once a year (2.6.3.28) must be less than or equal to the total number of bone density scans administered (2.6.3.29).	Current year: The number of beneficiaries receiving bone density scans at least once a year (2.6.3.28) is not less than or equal to the total number of bone density scans administered (2.6.3.29).
2.6.3.28	Current year: The number of beneficiaries receiving bone density scans at least once a year (2.6.3.28) must be less than or equal to the total number of beneficiaries as at the 31st December (2.1.2) or less than or equal to the average number of beneficiaries as at the 31st December (2.2.13).	Current year: The number of beneficiaries receiving bone density scans at least once a year (2.6.3.28) is either not less than or equal to the total number of beneficiaries as at the 31st December (2.1.2) or is not less than or equal to the average number of beneficiaries as at the 31st December (2.2.13).
2.6.3.30	Current year: The total number of inpatient days (2.6.3.30) must be greater than or equal to the total number of inpatient admissions (2.6.3.2).	Current year: The total number of inpatient days (2.6.3.30) is not greater than or equal to the total number of inpatient admissions (2.6.3.2).
2.6.3.31	Current year: The total number of admissions to ICU (2.6.3.31) must be less than or equal to the total number of inpatient admissions (2.6.3.2).	Current year: The total number of admissions to ICU (2.6.3.31) is not less than or equal to the total number of inpatient admissions (2.6.3.2).
2.6.3.32	Current year: The total number of inpatient days in ICU (2.6.3.32) must be less than or equal to the total number of inpatient days (2.6.3.30).	Current year: The total number of inpatient days in ICU (2.6.3.32) is not less than or equal to the total number of inpatient days (2.6.3.30).
2.6.3.32	Current year: The total number of inpatient days in ICU (2.6.3.32) must be greater than or equal to the total number of admissions to ICU (2.6.3.31).	Current year: The total number of inpatient days in ICU (2.6.3.32) is not greater than or equal to the total number of admissions to ICU (2.6.3.31).
2.6.3.33	Current year: The total number of admissions to High Care (2.6.3.33) must be less than or equal to the total number of inpatient admissions (2.6.3.2).	Current year: The total number of admissions to High Care (2.6.3.33) is not less than or equal to the total number of inpatient admissions (2.6.3.2).
2.6.3.34	Current year: The total number of inpatient days in High Care (2.6.3.34) must be less than or equal to the total number of inpatient days (2.6.3.30).	Current year: The total number of inpatient days in High Care (2.6.3.34) is not less than or equal to the total number of inpatient days (2.6.3.30).
2.6.3.34	Current year: The total number of inpatient days in High Care (2.6.3.34) must be greater than or equal to the total number of admissions to High Care (2.6.3.33).	Current year: The total number of inpatient days in High Care (2.6.3.34) is not greater than or equal to the total number of admissions to High Care (2.6.3.33).
2.6.3.35	Current year: The total number of admissions to General Ward (2.6.3.35) must be less than or equal to the total number of inpatient admissions (2.6.3.2).	Current year: The total number of admissions to General Ward (2.6.3.35) is not less than or equal to the total number of inpatient admissions (2.6.3.2).
2.6.3.36	Current year: The total number of inpatient days in General Ward (2.6.3.36) must be less than or equal to the total number of inpatient days (2.6.3.30).	Current year: The total number of inpatient days in General Ward (2.6.3.36) is not less than or equal to the total number of inpatient days (2.6.3.30).
2.6.3.36	Current year: The total number of inpatient days in General Ward (2.6.3.36) must be greater than or equal to the total number of admissions to General Ward (2.6.3.35).	Current year: The total number of inpatient days in General Ward (2.6.3.36) is not greater than or equal to the total number of admissions to General Ward (2.6.3.35).

Validation rules for the 2013 Annual Statutory Return

Part	Description	Validation rule words
2.6.3.37	Current year: The total number of admissions to Emergency Unit (2.6.3.37) must be less than or equal to the total number of inpatient admissions (2.6.3.2).	Current year: The total number of admissions to Emergency Unit (2.6.3.37) is not less than or equal to the total number of inpatient admissions (2.6.3.2).
2.6.3.38	Current year: The total number of beneficiaries admitted for Renal Dialysis (2.6.3.38) must be less than or equal to the total number of beneficiaries admitted as inpatients (2.6.3.8).	Current year: The total number of beneficiaries admitted for Renal Dialysis (2.6.3.38) is not less than or equal to the total number of beneficiaries admitted as inpatients (2.6.3.8).
2.6.	Part 2.6: Changes were made to the previous year column.	Part 2.6: Please provide the reasons for any changes made to the prior year data.
2.6	Part 2.6 Current Year: (Per individual line) (Current year column line less Previous year column line) / Previous year column line x 100 > than 80% or if < than -80%	Part 2.6: Please provide reasons for the significant changes in utilisation experienced.
2.7.1.	Current year: The number of beneficiaries with chronic diseases should not be equal to zero. (If the number of beneficiaries at the end of January in part 2.2.1 > 0, then the sum of column "Consolidated" 2.7.1.1 - 2.7.1.27 > 0)	2.7.1. Current year, Consolidated total: The number of beneficiaries with chronic diseases should not be equal to zero.
2.7.1.1	Current year, Consolidated total: The number of beneficiaries with any of the chronic conditions <= total number of beneficiaries as at the 31st December (2.1.2) or <= average number of beneficiaries as at the 31st December (2.2.13).	2.7.1.1. Current year, Consolidated total: The number of beneficiaries with any of the chronic conditions is either not less than or equal to the total number of beneficiaries as at the 31st December (2.1.2) or is not less than or equal to the average number of beneficiaries as at the 31st December (2.2.13).
2.7.1.2	Current year, Consolidated total: The number of beneficiaries with any of the chronic conditions <= total number of beneficiaries as at the 31st December (2.1.2) or <= average number of beneficiaries as at the 31st December (2.2.13).	2.7.1.2. Current year, Consolidated total: The number of beneficiaries with any of the chronic conditions is either not less than or equal to the total number of beneficiaries as at the 31st December (2.1.2) or is not less than or equal to the average number of beneficiaries as at the 31st December (2.2.13).
2.7.1.3	Current year, Consolidated total: The number of beneficiaries with any of the chronic conditions <= total number of beneficiaries as at the 31st December (2.1.2) or <= average number of beneficiaries as at the 31st December (2.2.13).	2.7.1.3. Current year, Consolidated total: The number of beneficiaries with any of the chronic conditions is either not less than or equal to the total number of beneficiaries as at the 31st December (2.1.2) or is not less than or equal to the average number of beneficiaries as at the 31st December (2.2.13).
2.7.1.4	Current year, Consolidated total: The number of beneficiaries with any of the chronic conditions <= total number of beneficiaries as at the 31st December (2.1.2) or <= average number of beneficiaries as at the 31st December (2.2.13).	2.7.1.4. Current year, Consolidated total: The number of beneficiaries with any of the chronic conditions is either not less than or equal to the total number of beneficiaries as at the 31st December (2.1.2) or is not less than or equal to the average number of beneficiaries as at the 31st December (2.2.13).
2.7.1.5	Current year, Consolidated total: The number of beneficiaries with any of the chronic conditions <= total number of beneficiaries as at the 31st December (2.1.2) or <= average number of beneficiaries as at the 31st December (2.2.13).	2.7.1.5. Current year, Consolidated total: The number of beneficiaries with any of the chronic conditions is either not less than or equal to the total number of beneficiaries as at the 31st December (2.1.2) or is not less than or equal to the average number of beneficiaries as at the 31st December (2.2.13).
2.7.1.6	Current year, Consolidated total: The number of beneficiaries with any of the chronic conditions <= total number of beneficiaries as at the 31st December (2.1.2) or <= average number of beneficiaries as at the 31st December (2.2.13).	2.7.1.6. Current year, Consolidated total: The number of beneficiaries with any of the chronic conditions is either not less than or equal to the total number of beneficiaries as at the 31st December (2.1.2) or is not less than or equal to the average number of beneficiaries as at the 31st December (2.2.13).
2.7.1.7	Current year, Consolidated total: The number of beneficiaries with any of the chronic conditions <= total number of beneficiaries as at the 31st December (2.1.2) or <= average number of beneficiaries as at the 31st December (2.2.13).	2.7.1.7. Current year, Consolidated total: The number of beneficiaries with any of the chronic conditions is either not less than or equal to the total number of beneficiaries as at the 31st December (2.1.2) or is not less than or equal to the average number of beneficiaries as at the 31st December (2.2.13).

Validation rules for the 2013 Annual Statutory Return

[illegible]

Validation rules for the 2013 Annual Statutory Return

[illegible]

Validation rules for the 2013 Annual Statutory Return

[illegible]

Validation rules for the 2013 Annual Statutory Return

[illegible]

Validation rules for the 2013 Annual Statutory Return

Part	Description	Validation rule words
2.7.2.20	Current year, Consolidated total: The number of beneficiaries with any of the chronic conditions <= total number of beneficiaries as at the 31st December (2.1.2) or <= average number of beneficiaries as at the 31st December (2.2.13).	2.7.2.20. Current year, Consolidated total: The number of beneficiaries with any of the chronic conditions is either not less than or equal to the total number of beneficiaries as at the 31st December (2.1.2) or is not less than or equal to the average number of beneficiaries as at the 31st December (2.2.13).
2.7.2.21	Current year, Consolidated total: The number of beneficiaries with any of the chronic conditions <= total number of beneficiaries as at the 31st December (2.1.2) or <= average number of beneficiaries as at the 31st December (2.2.13).	2.7.2.21. Current year, Consolidated total: The number of beneficiaries with any of the chronic conditions is either not less than or equal to the total number of beneficiaries as at the 31st December (2.1.2) or is not less than or equal to the average number of beneficiaries as at the 31st December (2.2.13).
2.7.2.22	Current year, Consolidated total: The number of beneficiaries with any of the chronic conditions <= total number of beneficiaries as at the 31st December (2.1.2) or <= average number of beneficiaries as at the 31st December (2.2.13).	2.7.2.22. Current year, Consolidated total: The number of beneficiaries with any of the chronic conditions is either not less than or equal to the total number of beneficiaries as at the 31st December (2.1.2) or is not less than or equal to the average number of beneficiaries as at the 31st December (2.2.13).
2.7.2.23	Current year, Consolidated total: The number of beneficiaries with any of the chronic conditions <= total number of beneficiaries as at the 31st December (2.1.2) or <= average number of beneficiaries as at the 31st December (2.2.13).	2.7.2.23. Current year, Consolidated total: The number of beneficiaries with any of the chronic conditions is either not less than or equal to the total number of beneficiaries as at the 31st December (2.1.2) or is not less than or equal to the average number of beneficiaries as at the 31st December (2.2.13).
2.7.2.24	Current year, Consolidated total: The number of beneficiaries with any of the chronic conditions <= total number of beneficiaries as at the 31st December (2.1.2) or <= average number of beneficiaries as at the 31st December (2.2.13).	2.7.2.24. Current year, Consolidated total: The number of beneficiaries with any of the chronic conditions is either not less than or equal to the total number of beneficiaries as at the 31st December (2.1.2) or is not less than or equal to the average number of beneficiaries as at the 31st December (2.2.13).
2.7.2.25	Current year, Consolidated total: The number of beneficiaries with any of the chronic conditions <= total number of beneficiaries as at the 31st December (2.1.2) or <= average number of beneficiaries as at the 31st December (2.2.13).	2.7.2.25. Current year, Consolidated total: The number of beneficiaries with any of the chronic conditions is either not less than or equal to the total number of beneficiaries as at the 31st December (2.1.2) or is not less than or equal to the average number of beneficiaries as at the 31st December (2.2.13).
2.7.2.26	Current year, Consolidated total: The number of beneficiaries with any of the chronic conditions <= total number of beneficiaries as at the 31st December (2.1.2) or <= average number of beneficiaries as at the 31st December (2.2.13).	2.7.2.26. Current year, Consolidated total: The number of beneficiaries with any of the chronic conditions is either not less than or equal to the total number of beneficiaries as at the 31st December (2.1.2) or is not less than or equal to the average number of beneficiaries as at the 31st December (2.2.13).
2.7.2.27	Current year, Consolidated total: The number of beneficiaries with any of the chronic conditions <= total number of beneficiaries as at the 31st December (2.1.2) or <= average number of beneficiaries as at the 31st December (2.2.13).	2.7.2.27. Current year, Consolidated total: The number of beneficiaries with any of the chronic conditions is either not less than or equal to the total number of beneficiaries as at the 31st December (2.1.2) or is not less than or equal to the average number of beneficiaries as at the 31st December (2.2.13).
2.7.3.	Current year: The number of screening tests / procedures performed should not be equal to zero. (If the number of beneficiaries at the end of January in part 2.2.1 > 0, then the sum of column "Consolidated" 2.7.3.1.1 - 2.7.3.10.9 > 0)	2.7.3. Current year, Consolidated total: The number of screening tests / procedures performed should not be equal to zero.
2.7.3.1.1	2.7.3.1.1 Current year, Consolidated total: In the event that the number of Lung Function Test (FEV1) performed is not > 0 whilst the number of beneficiaries with Asthma (2.7.2.2) is > 0, the reason box needs to be completed.	2.7.3.1.1 Current year, Consolidated total: In the event that the number of Lung Function Test (FEV1) performed is not greater than zero whilst the number of beneficiaries with Asthma (2.7.2.2) is greater than zero, the reasons why the screening test / procedure was not performed should be provided.

Validation rules for the 2013 Annual Statutory Return

Part	Description	Validation rule words
2.7.3.1.2	2.7.3.1.2 Current year, Consolidated total: In the event that the number of Peak Flow performed is not > 0 whilst the number of beneficiaries with Asthma (2.7.2.2) is > 0, the reason box needs to be completed.	2.7.3.1.2 Current year, Consolidated total: In the event that the number of Peak Flow performed is not greater than zero whilst the number of beneficiaries with Asthma (2.7.2.2) is greater than zero, the reasons why the screening test / procedure was not performed should be provided.
2.7.3.1.3	2.7.3.1.3 Current year, Consolidated total: In the event that the number of Nebulisation performed is not > 0 whilst the number of beneficiaries with Asthma (2.7.2.2) is > 0, the reason box needs to be completed.	2.7.3.1.3 Current year, Consolidated total: In the event that the number of Nebulisation performed is not greater than zero whilst the number of beneficiaries with Asthma (2.7.2.2) is greater than zero, the reasons why the screening test / procedure was not performed should be provided.
2.7.3.1.4	2.7.3.1.4 Current year, Consolidated total: In the event that the number of Chest X-ray performed is not > 0 whilst the number of beneficiaries with Asthma (2.7.2.2) is > 0, the reason box needs to be completed.	2.7.3.1.4 Current year, Consolidated total: In the event that the number of Chest X-ray performed is not greater than zero whilst the number of beneficiaries with Asthma (2.7.2.2) is greater than zero, the reasons why the screening test / procedure was not performed should be provided.
2.7.3.1.5	2.7.3.1.5 Current year, Consolidated total: In the event that the number of Ige Specific Antibody Titre Elisa/Emit performed is not > 0 whilst the number of beneficiaries with Asthma (2.7.2.2) is > 0, the reason box needs to be completed.	2.7.3.1.5 Current year, Consolidated total: In the event that the number of Ige Specific Antibody Titre Elisa/Emit performed is not greater than zero whilst the number of beneficiaries with Asthma (2.7.2.2) is greater than zero, the reasons why the screening test / procedure was not performed should be provided.
2.7.3.2.1	2.7.3.2.1 Current year, Consolidated total: In the event that the number of ECG (Electrocardiogram) performed is not > 0 whilst the number of beneficiaries with Cardiac Failure (2.7.2.5) is > 0, the reason box needs to be completed.	2.7.3.2.1 Current year, Consolidated total: In the event that the number of ECG (Electrocardiogram) performed is not greater than zero whilst the number of beneficiaries with Cardiac Failure (2.7.2.5) is greater than zero, the reasons why the screening test / procedure was not performed should be provided.
2.7.3.2.2	2.7.3.2.2 Current year, Consolidated total: In the event that the number of Echo Cardiogram performed is not > 0 whilst the number of beneficiaries with Cardiac Failure (2.7.2.5) is > 0, the reason box needs to be completed.	2.7.3.2.2 Current year, Consolidated total: In the event that the number of Echo Cardiogram performed is not greater than zero whilst the number of beneficiaries with Cardiac Failure (2.7.2.5) is greater than zero, the reasons why the screening test / procedure was not performed should be provided.
2.7.3.2.3	2.7.3.2.3 Current year, Consolidated total: In the event that the number of Chest X-Ray performed is not > 0 whilst the number of beneficiaries with Cardiac Failure (2.7.2.5) is > 0, the reason box needs to be completed.	2.7.3.2.3 Current year, Consolidated total: In the event that the number of Chest X-Ray performed is not greater than zero whilst the number of beneficiaries with Cardiac Failure (2.7.2.5) is greater than zero, the reasons why the screening test / procedure was not performed should be provided.
2.7.3.2.4	2.7.3.2.4 Current year, Consolidated total: In the event that the number of Serum Electrolytes performed is not > 0 whilst the number of beneficiaries with Cardiac Failure (2.7.2.5) is > 0, the reason box needs to be completed.	2.7.3.2.4 Current year, Consolidated total: In the event that the number of Serum Electrolytes performed is not greater than zero whilst the number of beneficiaries with Cardiac Failure (2.7.2.5) is greater than zero, the reasons why the screening test / procedure was not performed should be provided.
2.7.3.2.5	2.7.3.2.5 Current year, Consolidated total: In the event that the number of Creatinine performed is not > 0 whilst the number of beneficiaries with Cardiac Failure (2.7.2.5) is > 0, the reason box needs to be completed.	2.7.3.2.5 Current year, Consolidated total: In the event that the number of Creatinine performed is not greater than zero whilst the number of beneficiaries with Cardiac Failure (2.7.2.5) is greater than zero, the reasons why the screening test / procedure was not performed should be provided.
2.7.3.2.6	2.7.3.2.6 Current year, Consolidated total: In the event that the number of Full Blood Count performed is not > 0 whilst the number of beneficiaries with Cardiac Failure (2.7.2.5) is > 0, the reason box needs to be completed.	2.7.3.2.6 Current year, Consolidated total: In the event that the number of Full Blood Count performed is not greater than zero whilst the number of beneficiaries with Cardiac Failure (2.7.2.5) is greater than zero, the reasons why the screening test / procedure was not performed should be provided.

Validation rules for the 2013 Annual Statutory Return

Part	Description	Validation rule words
2.7.3.2.7	2.7.3.2.7 Current year, Consolidated total: In the event that the number of Serum Glucose performed is not > 0 whilst the number of beneficiaries with Cardiac Failure (2.7.2.5) is > 0, the reason box needs to be completed.	2.7.3.2.7 Current year, Consolidated total: In the event that the number of Serum Glucose performed is not greater than zero whilst the number of beneficiaries with Cardiac Failure (2.7.2.5) is greater than zero, the reasons why the screening test / procedure was not performed should be provided.
2.7.3.2.8	2.7.3.2.8 Current year, Consolidated total: In the event that the number of Total Cholesterol performed is not > 0 whilst the number of beneficiaries with Cardiac Failure (2.7.2.5) is > 0, the reason box needs to be completed.	2.7.3.2.8 Current year, Consolidated total: In the event that the number of Total Cholesterol performed is not greater than zero whilst the number of beneficiaries with Cardiac Failure (2.7.2.5) is greater than zero, the reasons why the screening test / procedure was not performed should be provided.
2.7.3.2.9	2.7.3.2.9 Current year, Consolidated total: In the event that the number of Urine Analysis performed is not > 0 whilst the number of beneficiaries with Cardiac Failure (2.7.2.5) is > 0, the reason box needs to be completed.	2.7.3.2.9 Current year, Consolidated total: In the event that the number of Urine Analysis performed is not greater than zero whilst the number of beneficiaries with Cardiac Failure (2.7.2.5) is greater than zero, the reasons why the screening test / procedure was not performed should be provided.
2.7.3.2.10	2.7.3.2.10 Current year, Consolidated total: In the event that the number of Thyroid Function performed is not > 0 whilst the number of beneficiaries with Cardiac Failure (2.7.2.5) is > 0, the reason box needs to be completed.	2.7.3.2.10 Current year, Consolidated total: In the event that the number of Thyroid Function performed is not greater than zero whilst the number of beneficiaries with Cardiac Failure (2.7.2.5) is greater than zero, the reasons why the screening test / procedure was not performed should be provided.
2.7.3.2.11	2.7.3.2.11 Current year, Consolidated total: In the event that the number of Drug Monitoring performed is not > 0 whilst the number of beneficiaries with Cardiac Failure (2.7.2.5) is > 0, the reason box needs to be completed.	2.7.3.2.11 Current year, Consolidated total: In the event that the number of Drug Monitoring performed is not greater than zero whilst the number of beneficiaries with Cardiac Failure (2.7.2.5) is greater than zero, the reasons why the screening test / procedure was not performed should be provided.
2.7.3.3.1	2.7.3.3.1 Current year, Consolidated total: In the event that the number of ECG (Electrocardiogram) performed is not > 0 whilst the number of beneficiaries with Cardiomyopathy Disease (2.7.2.6) is > 0, the reason box needs to be completed.	2.7.3.3.1 Current year, Consolidated total: In the event that the number of ECG (Electrocardiogram) performed is not greater than zero whilst the number of beneficiaries with Cardiomyopathy Disease (2.7.2.6) is greater than zero, the reasons why the screening test / procedure was not performed should be provided.
2.7.3.3.2	2.7.3.3.2 Current year, Consolidated total: In the event that the number of Chest X-Ray performed is not > 0 whilst the number of beneficiaries with Cardiomyopathy Disease (2.7.2.6) is > 0, the reason box needs to be completed.	2.7.3.3.2 Current year, Consolidated total: In the event that the number of Chest X-Ray performed is not greater than zero whilst the number of beneficiaries with Cardiomyopathy Disease (2.7.2.6) is greater than zero, the reasons why the screening test / procedure was not performed should be provided.
2.7.3.3.3	2.7.3.3.3 Current year, Consolidated total: In the event that the number of Echo Cardiogram performed is not > 0 whilst the number of beneficiaries with Cardiomyopathy Disease (2.7.2.6) is > 0, the reason box needs to be completed.	2.7.3.3.3 Current year, Consolidated total: In the event that the number of Echo Cardiogram performed is not greater than zero whilst the number of beneficiaries with Cardiomyopathy Disease (2.7.2.6) is greater than zero, the reasons why the screening test / procedure was not performed should be provided.
2.7.3.3.4	2.7.3.3.4 Current year, Consolidated total: In the event that the number of Creatinine performed is not > 0 whilst the number of beneficiaries with Cardiomyopathy Disease (2.7.2.6) is > 0, the reason box needs to be completed.	2.7.3.3.4 Current year, Consolidated total: In the event that the number of Creatinine performed is not greater than zero whilst the number of beneficiaries with Cardiomyopathy Disease (2.7.2.6) is greater than zero, the reasons why the screening test / procedure was not performed should be provided.
2.7.3.3.5	2.7.3.3.5 Current year, Consolidated total: In the event that the number of Drug Monitoring levels for approved medication performed is not > 0 whilst the number of beneficiaries with Cardiomyopathy Disease (2.7.2.6) is > 0, the reason box needs to be completed.	2.7.3.3.5 Current year, Consolidated total: In the event that the number of Drug Monitoring levels for approved medication performed is not greater than zero whilst the number of beneficiaries with Cardiomyopathy Disease (2.7.2.6) is greater than zero, the reasons why the screening test / procedure was not performed should be provided.

Validation rules for the 2013 Annual Statutory Return

Part	Description	Validation rule words
2.7.3.3.6	2.7.3.3.6 Current year, Consolidated total: In the event that the number of Prothrombin Index (PI) performed is not > 0 whilst the number of beneficiaries with Cardiomyopathy Disease (2.7.2.6) is > 0, the reason box needs to be completed.	2.7.3.3.6 Current year, Consolidated total: In the event that the number of Prothrombin Index (PI) performed is not greater than zero whilst the number of beneficiaries with Cardiomyopathy Disease (2.7.2.6) is greater than zero, the reasons why the screening test / procedure was not performed should be provided.
2.7.3.3.7	2.7.3.3.7 Current year, Consolidated total: In the event that the number of Drug Monitoring performed is not > 0 whilst the number of beneficiaries with Cardiomyopathy Disease (2.7.2.6) is > 0, the reason box needs to be completed.	2.7.3.3.7 Current year, Consolidated total: In the event that the number of Drug Monitoring performed is not greater than zero whilst the number of beneficiaries with Cardiomyopathy Disease (2.7.2.6) is greater than zero, the reasons why the screening test / procedure was not performed should be provided.
2.7.3.3.8	2.7.3.3.8 Current year, Consolidated total: In the event that the number of Biopsy performed is not > 0 whilst the number of beneficiaries with Cardiomyopathy Disease (2.7.2.6) is > 0, the reason box needs to be completed.	2.7.3.3.8 Current year, Consolidated total: In the event that the number of Biopsy performed is not greater than zero whilst the number of beneficiaries with Cardiomyopathy Disease (2.7.2.6) is greater than zero, the reasons why the screening test / procedure was not performed should be provided.
2.7.3.3.9	2.7.3.3.9 Current year, Consolidated total: In the event that the number of Serum Electrolytes performed is not > 0 whilst the number of beneficiaries with Cardiomyopathy Disease (2.7.2.6) is > 0, the reason box needs to be completed.	2.7.3.3.9 Current year, Consolidated total: In the event that the number of Serum Electrolytes performed is not greater than zero whilst the number of beneficiaries with Cardiomyopathy Disease (2.7.2.6) is greater than zero, the reasons why the screening test / procedure was not performed should be provided.
2.7.3.4.1	2.7.3.4.1 Current year, Consolidated total: In the event that the number of Creatinine performed is not > 0 whilst the number of beneficiaries with Chronic Renal Disease (2.7.2.8) is > 0, the reason box needs to be completed.	2.7.3.4.1 Current year, Consolidated total: In the event that the number of Creatinine performed is not greater than zero whilst the number of beneficiaries with Chronic Renal Disease (2.7.2.8) is greater than zero, the reasons why the screening test / procedure was not performed should be provided.
2.7.3.4.2	2.7.3.4.2 Current year, Consolidated total: In the event that the number of Serum Calcium performed is not > 0 whilst the number of beneficiaries with Chronic Renal Disease (2.7.2.8) is > 0, the reason box needs to be completed.	2.7.3.4.2 Current year, Consolidated total: In the event that the number of Serum Calcium performed is not greater than zero whilst the number of beneficiaries with Chronic Renal Disease (2.7.2.8) is greater than zero, the reasons why the screening test / procedure was not performed should be provided.
2.7.3.4.3	2.7.3.4.3 Current year, Consolidated total: In the event that the number of Serum Phosphates performed is not > 0 whilst the number of beneficiaries with Chronic Renal Disease (2.7.2.8) is > 0, the reason box needs to be completed.	2.7.3.4.3 Current year, Consolidated total: In the event that the number of Serum Phosphates performed is not greater than zero whilst the number of beneficiaries with Chronic Renal Disease (2.7.2.8) is greater than zero, the reasons why the screening test / procedure was not performed should be provided.
2.7.3.4.4	2.7.3.4.4 Current year, Consolidated total: In the event that the number of Uric Acid performed is not > 0 whilst the number of beneficiaries with Chronic Renal Disease (2.7.2.8) is > 0, the reason box needs to be completed.	2.7.3.4.4 Current year, Consolidated total: In the event that the number of Uric Acid performed is not greater than zero whilst the number of beneficiaries with Chronic Renal Disease (2.7.2.8) is greater than zero, the reasons why the screening test / procedure was not performed should be provided.
2.7.3.4.5	2.7.3.4.5 Current year, Consolidated total: In the event that the number of Serum Parathyroid Hormone (PTH) performed is not > 0 whilst the number of beneficiaries with Chronic Renal Disease (2.7.2.8) is > 0, the reason box needs to be completed.	2.7.3.4.5 Current year, Consolidated total: In the event that the number of Serum Parathyroid Hormone (PTH) performed is not greater than zero whilst the number of beneficiaries with Chronic Renal Disease (2.7.2.8) is greater than zero, the reasons why the screening test / procedure was not performed should be provided.
1.4	If "no" selected in nr. 4, full details need to be provided	Part 1.4.4: Details were not provided
1.4	If "no" selected in nr. 5, full details need to be provided	Part 1.4.5: Details were not provided
1.4	If "yes" selected in nr. 6 a ii), the name of the co-administrator should be provided in part 1.1.6	Part 1.4.6 a ii: In the event that the scheme has entered in a contract with a co-administrator, the co-administrator's name should be updated in part 1.1.

Validation rules for the 2013 Annual Statutory Return

Part	Description	Validation rule words
2.7.3.4.7	2.7.3.4.7 Current year, Consolidated total: In the event that the number of Full Blood Count performed is not > 0 whilst the number of beneficiaries with Chronic Renal Disease (2.7.2.8) is > 0, the reason box needs to be completed.	2.7.3.4.7 Current year, Consolidated total: In the event that the number of Full Blood Count performed is not greater than zero whilst the number of beneficiaries with Chronic Renal Disease (2.7.2.8) is greater than zero, the reasons why the screening test / procedure was not performed should be provided.
2.7.3.4.8	2.7.3.4.8 Current year, Consolidated total: In the event that the number of Urine Protein / Creatinine Ratio performed is not > 0 whilst the number of beneficiaries with Chronic Renal Disease (2.7.2.8) is > 0, the reason box needs to be completed.	2.7.3.4.8 Current year, Consolidated total: In the event that the number of Urine Protein / Creatinine Ratio performed is not greater than zero whilst the number of beneficiaries with Chronic Renal Disease (2.7.2.8) is greater than zero, the reasons why the screening test / procedure was not performed should be provided.
2.7.3.5.1	2.7.3.5.1 Current year, Consolidated total: In the event that the number of Fasting Blood Glucose performed is not > 0 whilst the number of beneficiaries with Diabetes Mellitus Type 1 (2.7.2.12) is > 0, the reason box needs to be completed.	2.7.3.5.1 Current year, Consolidated total: In the event that the number of Fasting Blood Glucose performed is not greater than zero whilst the number of beneficiaries with Diabetes Mellitus Type 1 (2.7.2.12) is greater than zero, the reasons why the screening test / procedure was not performed should be provided.
2.7.3.5.2	2.7.3.5.2 Current year, Consolidated total: In the event that the number of Glucose Tolerance Test performed is not > 0 whilst the number of beneficiaries with Diabetes Mellitus Type 1 (2.7.2.12) is > 0, the reason box needs to be completed.	2.7.3.5.2 Current year, Consolidated total: In the event that the number of Glucose Tolerance Test performed is not greater than zero whilst the number of beneficiaries with Diabetes Mellitus Type 1 (2.7.2.12) is greater than zero, the reasons why the screening test / procedure was not performed should be provided.
2.7.3.5.3	2.7.3.5.3 Current year, Consolidated total: In the event that the number of Random Glucose performed is not > 0 whilst the number of beneficiaries with Diabetes Mellitus Type 1 (2.7.2.12) is > 0, the reason box needs to be completed.	2.7.3.5.3 Current year, Consolidated total: In the event that the number of Random Glucose performed is not greater than zero whilst the number of beneficiaries with Diabetes Mellitus Type 1 (2.7.2.12) is greater than zero, the reasons why the screening test / procedure was not performed should be provided.
2.7.3.5.4	2.7.3.5.4 Current year, Consolidated total: In the event that the number of Total cholesterol performed is not > 0 whilst the number of beneficiaries with Diabetes Mellitus Type 1 (2.7.2.12) is > 0, the reason box needs to be completed.	2.7.3.5.4 Current year, Consolidated total: In the event that the number of Total cholesterol performed is not greater than zero whilst the number of beneficiaries with Diabetes Mellitus Type 1 (2.7.2.12) is greater than zero, the reasons why the screening test / procedure was not performed should be provided.
2.7.3.5.5	2.7.3.5.5 Current year, Consolidated total: In the event that the number of ECG (Electrocardiogram) performed is not > 0 whilst the number of beneficiaries with Diabetes Mellitus Type 1 (2.7.2.12) is > 0, the reason box needs to be completed.	2.7.3.5.5 Current year, Consolidated total: In the event that the number of ECG (Electrocardiogram) performed is not greater than zero whilst the number of beneficiaries with Diabetes Mellitus Type 1 (2.7.2.12) is greater than zero, the reasons why the screening test / procedure was not performed should be provided.
2.7.3.5.6	2.7.3.5.6 Current year, Consolidated total: In the event that the number of Microalbuminuria performed is not > 0 whilst the number of beneficiaries with Diabetes Mellitus Type 1 (2.7.2.12) is > 0, the reason box needs to be completed.	2.7.3.5.6 Current year, Consolidated total: In the event that the number of Microalbuminuria performed is not greater than zero whilst the number of beneficiaries with Diabetes Mellitus Type 1 (2.7.2.12) is greater than zero, the reasons why the screening test / procedure was not performed should be provided.
2.7.3.5.7	2.7.3.5.7 Current year, Consolidated total: In the event that the number of HBA1c performed is not > 0 whilst the number of beneficiaries with Diabetes Mellitus Type 1 (2.7.2.12) is > 0, the reason box needs to be completed.	2.7.3.5.7 Current year, Consolidated total: In the event that the number of HBA1c performed is not greater than zero whilst the number of beneficiaries with Diabetes Mellitus Type 1 (2.7.2.12) is greater than zero, the reasons why the screening test / procedure was not performed should be provided.
2.7.3.5.8	2.7.3.5.8 Current year, Consolidated total: In the event that the number of Lipogram performed is not > 0 whilst the number of beneficiaries with Diabetes Mellitus Type 1 (2.7.2.12) is > 0, the reason box needs to be completed.	2.7.3.5.8 Current year, Consolidated total: In the event that the number of Lipogram performed is not greater than zero whilst the number of beneficiaries with Diabetes Mellitus Type 1 (2.7.2.12) is greater than zero, the reasons why the screening test / procedure was not performed should be provided.

Validation rules for the 2013 Annual Statutory Return

Part	Description	Validation rule words
2.7.3.5.9	2.7.3.5.9 Current year, Consolidated total: In the event that the number of Fundus Examination performed is not > 0 whilst the number of beneficiaries with Diabetes Mellitus Type 1 (2.7.2.12) is > 0, the reason box needs to be completed.	2.7.3.5.9 Current year, Consolidated total: In the event that the number of Fundus Examination performed is not greater than zero whilst the number of beneficiaries with Diabetes Mellitus Type 1 (2.7.2.12) is greater than zero, the reasons why the screening test / procedure was not performed should be provided.
2.7.3.5.10	2.7.3.5.10 Current year, Consolidated total: In the event that the number of Potassium performed is not > 0 whilst the number of beneficiaries with Diabetes Mellitus Type 1 (2.7.2.12) is > 0, the reason box needs to be completed.	2.7.3.5.10 Current year, Consolidated total: In the event that the number of Potassium performed is not greater than zero whilst the number of beneficiaries with Diabetes Mellitus Type 1 (2.7.2.12) is greater than zero, the reasons why the screening test / procedure was not performed should be provided.
2.7.3.5.11	2.7.3.5.11 Current year, Consolidated total: In the event that the number of Creatinine performed is not > 0 whilst the number of beneficiaries with Diabetes Mellitus Type 1 (2.7.2.12) is > 0, the reason box needs to be completed.	2.7.3.5.11 Current year, Consolidated total: In the event that the number of Creatinine performed is not greater than zero whilst the number of beneficiaries with Diabetes Mellitus Type 1 (2.7.2.12) is greater than zero, the reasons why the screening test / procedure was not performed should be provided.
2.7.3.6.1	2.7.3.6.1 Current year, Consolidated total: In the event that the number of Fasting Blood Glucose performed is not > 0 whilst the number of beneficiaries with Diabetes Mellitus Type 2 (2.7.2.13) is > 0, the reason box needs to be completed.	2.7.3.6.1 Current year, Consolidated total: In the event that the number of Fasting Blood Glucose performed is not greater than zero whilst the number of beneficiaries with Diabetes Mellitus Type 2 (2.7.2.13) is greater than zero, the reasons why the screening test / procedure was not performed should be provided.
2.7.3.6.2	2.7.3.6.2 Current year, Consolidated total: In the event that the number of Glucose Tolerance Test performed is not > 0 whilst the number of beneficiaries with Diabetes Mellitus Type 2 (2.7.2.13) is > 0, the reason box needs to be completed.	2.7.3.6.2 Current year, Consolidated total: In the event that the number of Glucose Tolerance Test performed is not greater than zero whilst the number of beneficiaries with Diabetes Mellitus Type 2 (2.7.2.13) is greater than zero, the reasons why the screening test / procedure was not performed should be provided.
2.7.3.6.3	2.7.3.6.3 Current year, Consolidated total: In the event that the number of Random Glucose performed is not > 0 whilst the number of beneficiaries with Diabetes Mellitus Type 2 (2.7.2.13) is > 0, the reason box needs to be completed.	2.7.3.6.3 Current year, Consolidated total: In the event that the number of Random Glucose performed is not greater than zero whilst the number of beneficiaries with Diabetes Mellitus Type 2 (2.7.2.13) is greater than zero, the reasons why the screening test / procedure was not performed should be provided.
2.7.3.6.4	2.7.3.6.4 Current year, Consolidated total: In the event that the number of Total Cholesterol performed is not > 0 whilst the number of beneficiaries with Diabetes Mellitus Type 2 (2.7.2.13) is > 0, the reason box needs to be completed.	2.7.3.6.4 Current year, Consolidated total: In the event that the number of Total Cholesterol performed is not greater than zero whilst the number of beneficiaries with Diabetes Mellitus Type 2 (2.7.2.13) is greater than zero, the reasons why the screening test / procedure was not performed should be provided.
2.7.3.6.5	2.7.3.6.5 Current year, Consolidated total: In the event that the number of ECG (Electrocardiogram) performed is not > 0 whilst the number of beneficiaries with Diabetes Mellitus Type 2 (2.7.2.13) is > 0, the reason box needs to be completed.	2.7.3.6.5 Current year, Consolidated total: In the event that the number of ECG (Electrocardiogram) performed is not greater than zero whilst the number of beneficiaries with Diabetes Mellitus Type 2 (2.7.2.13) is greater than zero, the reasons why the screening test / procedure was not performed should be provided.
2.7.3.6.6	2.7.3.6.6 Current year, Consolidated total: In the event that the number of Microalbuminuria performed is not > 0 whilst the number of beneficiaries with Diabetes Mellitus Type 2 (2.7.2.13) is > 0, the reason box needs to be completed.	2.7.3.6.6 Current year, Consolidated total: In the event that the number of Microalbuminuria performed is not greater than zero whilst the number of beneficiaries with Diabetes Mellitus Type 2 (2.7.2.13) is greater than zero, the reasons why the screening test / procedure was not performed should be provided.
2.7.3.6.7	2.7.3.6.7 Current year, Consolidated total: In the event that the number of HBA1c performed is not > 0 whilst the number of beneficiaries with Diabetes Mellitus Type 2 (2.7.2.13) is > 0, the reason box needs to be completed.	2.7.3.6.7 Current year, Consolidated total: In the event that the number of HBA1c performed is not greater than zero whilst the number of beneficiaries with Diabetes Mellitus Type 2 (2.7.2.13) is greater than zero, the reasons why the screening test / procedure was not performed should be provided.

Validation rules for the 2013 Annual Statutory Return

Part	Description	Validation rule words
2.7.3.6.8	2.7.3.6.8 Current year, Consolidated total: In the event that the number of Lipogram performed is not > 0 whilst the number of beneficiaries with Diabetes Mellitus Type 2 (2.7.2.13) is > 0, the reason box needs to be completed.	2.7.3.6.8 Current year, Consolidated total: In the event that the number of Lipogram performed is not greater than zero whilst the number of beneficiaries with Diabetes Mellitus Type 2 (2.7.2.13) is greater than zero, the reasons why the screening test / procedure was not performed should be provided.
2.7.3.6.9	2.7.3.6.9 Current year, Consolidated total: In the event that the number of Fundus Examination performed is not > 0 whilst the number of beneficiaries with Diabetes Mellitus Type 2 (2.7.2.13) is > 0, the reason box needs to be completed.	2.7.3.6.9 Current year, Consolidated total: In the event that the number of Fundus Examination performed is not greater than zero whilst the number of beneficiaries with Diabetes Mellitus Type 2 (2.7.2.13) is greater than zero, the reasons why the screening test / procedure was not performed should be provided.
2.7.3.7.1	2.7.3.7.1 Current year, Consolidated total: In the event that the number of ECG (Electrocardiogram) performed is not > 0 whilst the number of beneficiaries with Dysrhythmias (2.7.2.14) is > 0, the reason box needs to be completed.	2.7.3.7.1 Current year, Consolidated total: In the event that the number of ECG (Electrocardiogram) performed is not greater than zero whilst the number of beneficiaries with Dysrhythmias (2.7.2.14) is greater than zero, the reasons why the screening test / procedure was not performed should be provided.
2.7.3.7.2	2.7.3.7.2 Current year, Consolidated total: In the event that the number of Prothrombin Index (PI) performed is not > 0 whilst the number of beneficiaries with Dysrhythmias (2.7.2.14) is > 0, the reason box needs to be completed.	2.7.3.7.2 Current year, Consolidated total: In the event that the number of Prothrombin Index (PI) performed is not greater than zero whilst the number of beneficiaries with Dysrhythmias (2.7.2.14) is greater than zero, the reasons why the screening test / procedure was not performed should be provided.
2.7.3.7.3	2.7.3.7.3 Current year, Consolidated total: In the event that the number of Drug Monitoring Levels performed is not > 0 whilst the number of beneficiaries with Dysrhythmias (2.7.2.14) is > 0, the reason box needs to be completed.	2.7.3.7.3 Current year, Consolidated total: In the event that the number of Drug Monitoring Levels performed is not greater than zero whilst the number of beneficiaries with Dysrhythmias (2.7.2.14) is greater than zero, the reasons why the screening test / procedure was not performed should be provided.
2.7.3.7.4	2.7.3.7.4 Current year, Consolidated total: In the event that the number of Cardioversion performed is not > 0 whilst the number of beneficiaries with Dysrhythmias (2.7.2.14) is > 0, the reason box needs to be completed.	2.7.3.7.4 Current year, Consolidated total: In the event that the number of Cardioversion performed is not greater than zero whilst the number of beneficiaries with Dysrhythmias (2.7.2.14) is greater than zero, the reasons why the screening test / procedure was not performed should be provided.
2.7.3.7.5	2.7.3.7.5 Current year, Consolidated total: In the event that the number of Pacemakers performed is not > 0 whilst the number of beneficiaries with Dysrhythmias (2.7.2.14) is > 0, the reason box needs to be completed.	2.7.3.7.5 Current year, Consolidated total: In the event that the number of Pacemakers performed is not greater than zero whilst the number of beneficiaries with Dysrhythmias (2.7.2.14) is greater than zero, the reasons why the screening test / procedure was not performed should be provided.
2.7.3.7.6	2.7.3.7.6 Current year, Consolidated total: In the event that the number of Electrophysiological Studies performed is not > 0 whilst the number of beneficiaries with Dysrhythmias (2.7.2.14) is > 0, the reason box needs to be completed.	2.7.3.7.6 Current year, Consolidated total: In the event that the number of Electrophysiological Studies performed is not greater than zero whilst the number of beneficiaries with Dysrhythmias (2.7.2.14) is greater than zero, the reasons why the screening test / procedure was not performed should be provided.
2.7.3.8.1	2.7.3.8.1 Current year, Consolidated total: In the event that the number of EEG (Electroencephalography) performed is not > 0 whilst the number of beneficiaries with Epilepsy (2.7.2.15) is > 0, the reason box needs to be completed.	2.7.3.8.1 Current year, Consolidated total: In the event that the number of EEG (Electroencephalography) performed is not greater than zero whilst the number of beneficiaries with Epilepsy (2.7.2.15) is greater than zero, the reasons why the screening test / procedure was not performed should be provided.
2.7.3.8.2	2.7.3.8.2 Current year, Consolidated total: In the event that the number of Drug Monitoring Levels performed is not > 0 whilst the number of beneficiaries with Epilepsy (2.7.2.15) is > 0, the reason box needs to be completed.	2.7.3.8.2 Current year, Consolidated total: In the event that the number of Drug Monitoring Levels performed is not greater than zero whilst the number of beneficiaries with Epilepsy (2.7.2.15) is greater than zero, the reasons why the screening test / procedure was not performed should be provided.

Validation rules for the 2013 Annual Statutory Return

Part	Description	Validation rule words
2.7.3.9.1	2.7.3.9.1 Current year, Consolidated total: In the event that the number of Fasting Plasma Total Cholesterol performed is not > 0 whilst the number of beneficiaries with Hyperlipidaemia (2.7.2.19) is > 0, the reason box needs to be completed.	2.7.3.9.1 Current year, Consolidated total: In the event that the number of Fasting Plasma Total Cholesterol performed is not greater than zero whilst the number of beneficiaries with Hyperlipidaemia (2.7.2.19) is greater than zero, the reasons why the screening test / procedure was not performed should be provided.
2.7.3.9.2	2.7.3.9.2 Current year, Consolidated total: In the event that the number of Lipid Profile performed is not > 0 whilst the number of beneficiaries with Hyperlipidaemia (2.7.2.19) is > 0, the reason box needs to be completed.	2.7.3.9.2 Current year, Consolidated total: In the event that the number of Lipid Profile performed is not greater than zero whilst the number of beneficiaries with Hyperlipidaemia (2.7.2.19) is greater than zero, the reasons why the screening test / procedure was not performed should be provided.
2.7.3.9.3	2.7.3.9.3 Current year, Consolidated total: In the event that the number of ECG performed is not > 0 whilst the number of beneficiaries with Hyperlipidaemia (2.7.2.19) is > 0, the reason box needs to be completed.	2.7.3.9.3 Current year, Consolidated total: In the event that the number of ECG performed is not greater than zero whilst the number of beneficiaries with Hyperlipidaemia (2.7.2.19) is greater than zero, the reasons why the screening test / procedure was not performed should be provided.
2.7.3.9.4	2.7.3.9.4 Current year, Consolidated total: In the event that the number of Potassium performed is not > 0 whilst the number of beneficiaries with Hyperlipidaemia (2.7.2.19) is > 0, the reason box needs to be completed.	2.7.3.9.4 Current year, Consolidated total: In the event that the number of Potassium performed is not greater than zero whilst the number of beneficiaries with Hyperlipidaemia (2.7.2.19) is greater than zero, the reasons why the screening test / procedure was not performed should be provided.
2.7.3.10.1	2.7.3.10.1 Current year, Consolidated total: In the event that the number of Blood Pressure Monitoring (including 24 hour ambulatory BP monitoring) performed is not > 0 whilst the number of beneficiaries with Hypertension (2.7.2.20) is > 0, the reason box needs to be completed.	2.7.3.10.1 Current year, Consolidated total: In the event that the number of Blood Pressure Monitoring (including 24 hour ambulatory BP monitoring) performed is not greater than zero whilst the number of beneficiaries with Hypertension (2.7.2.20) is greater than zero, the reasons why the screening test / procedure was not performed should be provided.
2.7.3.10.2	2.7.3.10.2 Current year, Consolidated total: In the event that the number of Urine Analysis (Dipstick) performed is not > 0 whilst the number of beneficiaries with Hypertension (2.7.2.20) is > 0, the reason box needs to be completed.	2.7.3.10.2 Current year, Consolidated total: In the event that the number of Urine Analysis (Dipstick) performed is not greater than zero whilst the number of beneficiaries with Hypertension (2.7.2.20) is greater than zero, the reasons why the screening test / procedure was not performed should be provided.
2.7.3.10.3	2.7.3.10.3 Current year, Consolidated total: In the event that the number of Chest X-ray performed is not > 0 whilst the number of beneficiaries with Hypertension (2.7.2.20) is > 0, the reason box needs to be completed.	2.7.3.10.3 Current year, Consolidated total: In the event that the number of Chest X-ray performed is not greater than zero whilst the number of beneficiaries with Hypertension (2.7.2.20) is greater than zero, the reasons why the screening test / procedure was not performed should be provided.
2.7.3.10.4	2.7.3.10.4 Current year, Consolidated total: In the event that the number of ECG (Electrocardiogram) performed is not > 0 whilst the number of beneficiaries with Hypertension (2.7.2.20) is > 0, the reason box needs to be completed.	2.7.3.10.4 Current year, Consolidated total: In the event that the number of ECG (Electrocardiogram) performed is not greater than zero whilst the number of beneficiaries with Hypertension (2.7.2.20) is greater than zero, the reasons why the screening test / procedure was not performed should be provided.
2.7.3.10.5	2.7.3.10.5 Current year, Consolidated total: In the event that the number of Serum Electrolytes performed is not > 0 whilst the number of beneficiaries with Hypertension (2.7.2.20) is > 0, the reason box needs to be completed.	2.7.3.10.5 Current year, Consolidated total: In the event that the number of Serum Electrolytes performed is not greater than zero whilst the number of beneficiaries with Hypertension (2.7.2.20) is greater than zero, the reasons why the screening test / procedure was not performed should be provided.
2.7.3.10.6	2.7.3.10.6 Current year, Consolidated total: In the event that the number of Serum Creatinine performed is not > 0 whilst the number of beneficiaries with Hypertension (2.7.2.20) is > 0, the reason box needs to be completed.	2.7.3.10.6 Current year, Consolidated total: In the event that the number of Serum Creatinine performed is not greater than zero whilst the number of beneficiaries with Hypertension (2.7.2.20) is greater than zero, the reasons why the screening test / procedure was not performed should be provided.

Validation rules for the 2013 Annual Statutory Return

Part	Description	Validation rule words
2.7.3.10.7	2.7.3.10.7 Current year, Consolidated total: In the event that the number of Blood Glucose performed is not > 0 whilst the number of beneficiaries with Hypertension (2.7.2.20) is > 0, the reason box needs to be completed.	2.7.3.10.7 Current year, Consolidated total: In the event that the number of Blood Glucose performed is not greater than zero whilst the number of beneficiaries with Hypertension (2.7.2.20) is greater than zero, the reasons why the screening test / procedure was not performed should be provided.
2.7.3.10.8	2.7.3.10.8 Current year, Consolidated total: In the event that the number of Potassium performed is not > 0 whilst the number of beneficiaries with Hypertension (2.7.2.20) is > 0, the reason box needs to be completed.	2.7.3.10.8 Current year, Consolidated total: In the event that the number of Potassium performed is not greater than zero whilst the number of beneficiaries with Hypertension (2.7.2.20) is greater than zero, the reasons why the screening test / procedure was not performed should be provided.
2.7.3.10.9	2.7.3.10.9 Current year, Consolidated total: In the event that the number of Chol/HDL/LDL/Trig performed is not > 0 whilst the number of beneficiaries with Hypertension (2.7.2.20) is > 0, the reason box needs to be completed.	2.7.3.10.9 Current year, Consolidated total: In the event that the number of Chol/HDL/LDL/Trig performed is not greater than zero whilst the number of beneficiaries with Hypertension (2.7.2.20) is greater than zero, the reasons why the screening test / procedure was not performed should be provided.
2.8.	The number of beneficiaries visiting at least once per year should not be equal to zero. (If the number of beneficiaries at the end of January in part 2.2.1 > 0, then the sum of column "Number of Beneficiaries Visiting at Least Once Per Year" 2.8.1 - 2.8.35 > 0)	2.8: The number of beneficiaries visiting at least once per year should not be equal to zero.
2.8.	The total number of visits to specialists should not be equal to zero. (If the number of beneficiaries at the end of January in part 2.2.1 > 0, then the sum of column "Total Number of Visits to Specialists" 2.8.1 - 2.8.35 > 0)	2.8: The total number of visits to specialists should not be equal to zero.
2.8.1	The number of beneficiaries visiting a medical specialist at least once a year must be <= total number of beneficiaries as at the 31st December (2.1.2) or <= average number of beneficiaries as at the 31st December (2.2.13).	2.8.1. The number of beneficiaries visiting a medical specialist at least once a year is either not less than or equal to the total number of beneficiaries as at the 31st December (2.1.2) or is not less than or equal to the average number of beneficiaries as at the 31st December (2.2.13).
2.8.1	The number of beneficiaries visiting a medical specialist at least once a year must be <= the total number of visits to a medical specialist.	2.8.1. The number of beneficiaries visiting a medical specialist at least once a year is not less than or equal to the total number of visits to a medical specialist.
2.8.2	The number of beneficiaries visiting a medical specialist at least once a year must be <= the total number of visits to a medical specialist.	2.8.2. The number of beneficiaries visiting a medical specialist at least once a year is not less than or equal to the total number of visits to a medical specialist.
2.8.2	The number of beneficiaries visiting a medical specialist at least once a year must be <= total number of beneficiaries as at the 31st December (2.1.2) or <= average number of beneficiaries as at the 31st December (2.2.13).	2.8.2. The number of beneficiaries visiting a medical specialist at least once a year is either not less than or equal to the total number of beneficiaries as at the 31st December (2.1.2) or is not less than or equal to the average number of beneficiaries as at the 31st December (2.2.13).
2.8.3	The number of beneficiaries visiting a medical specialist at least once a year must be <= the total number of visits to a medical specialist.	2.8.3. The number of beneficiaries visiting a medical specialist at least once a year is not less than or equal to the total number of visits to a medical specialist.
2.8.3	The number of beneficiaries visiting a medical specialist at least once a year must be <= total number of beneficiaries as at the 31st December (2.1.2) or <= average number of beneficiaries as at the 31st December (2.2.13).	2.8.3. The number of beneficiaries visiting a medical specialist at least once a year is either not less than or equal to the total number of beneficiaries as at the 31st December (2.1.2) or is not less than or equal to the average number of beneficiaries as at the 31st December (2.2.13).
2.8.4	The number of beneficiaries visiting a medical specialist at least once a year must be <= the total number of visits to a medical specialist.	2.8.4. The number of beneficiaries visiting a medical specialist at least once a year is not less than or equal to the total number of visits to a medical specialist.

Validation rules for the 2013 Annual Statutory Return

[illegible]

Validation rules for the 2013 Annual Statutory Return

[illegible]

Validation rules for the 2013 Annual Statutory Return

[illegible]

Validation rules for the 2013 Annual Statutory Return

[illegible]

Validation rules for the 2013 Annual Statutory Return

Part	Description	Validation rule words
2.8.32	The number of beneficiaries visiting a medical specialist at least once a year must be <= total number of beneficiaries as at the 31st December (2.1.2) or <= average number of beneficiaries as at the 31st December (2.2.13).	2.8.32. The number of beneficiaries visiting a medical specialist at least once a year is either not less than or equal to the total number of beneficiaries as at the 31st December (2.1.2) or is not less than or equal to the average number of beneficiaries as at the 31st December (2.2.13).
2.8.33	The number of beneficiaries visiting a medical specialist at least once a year must be <= the total number of visits to a medical specialist.	2.8.33. The number of beneficiaries visiting a medical specialist at least once a year is not less than or equal to the total number of visits to a medical specialist.
2.8.33	The number of beneficiaries visiting a medical specialist at least once a year must be <= total number of beneficiaries as at the 31st December (2.1.2) or <= average number of beneficiaries as at the 31st December (2.2.13).	2.8.33. The number of beneficiaries visiting a medical specialist at least once a year is either not less than or equal to the total number of beneficiaries as at the 31st December (2.1.2) or is not less than or equal to the average number of beneficiaries as at the 31st December (2.2.13).
2.8.34	The number of beneficiaries visiting a medical specialist at least once a year must be <= the total number of visits to a medical specialist.	2.8.34. The number of beneficiaries visiting a medical specialist at least once a year is not less than or equal to the total number of visits to a medical specialist.
2.8.34	The number of beneficiaries visiting a medical specialist at least once a year must be <= total number of beneficiaries as at the 31st December (2.1.2) or <= average number of beneficiaries as at the 31st December (2.2.13).	2.8.34. The number of beneficiaries visiting a medical specialist at least once a year is either not less than or equal to the total number of beneficiaries as at the 31st December (2.1.2) or is not less than or equal to the average number of beneficiaries as at the 31st December (2.2.13).
2.8.35	The number of beneficiaries visiting a medical specialist at least once a year must be <= the total number of visits to a medical specialist.	2.8.35. The number of beneficiaries visiting a medical specialist at least once a year is not less than or equal to the total number of visits to a medical specialist.
2.8.35	The number of beneficiaries visiting a medical specialist at least once a year must be <= total number of beneficiaries as at the 31st December (2.1.2) or <= average number of beneficiaries as at the 31st December (2.2.13).	2.8.35. The number of beneficiaries visiting a medical specialist at least once a year is either not less than or equal to the total number of beneficiaries as at the 31st December (2.1.2) or is not less than or equal to the average number of beneficiaries as at the 31st December (2.2.13).
2.8.36	The number of beneficiaries visiting a medical specialist at least once a year must be <= the total number of visits to a medical specialist.	2.8.36. The number of beneficiaries visiting a medical specialist at least once a year is not less than or equal to the total number of visits to a medical specialist.
2.8.36	The number of beneficiaries visiting a medical specialist at least once a year must be <= total number of beneficiaries as at the 31st December (2.1.2) or <= average number of beneficiaries as at the 31st December (2.2.13).	2.8.36. The number of beneficiaries visiting a medical specialist at least once a year is either not less than or equal to the total number of beneficiaries as at the 31st December (2.1.2) or is not less than or equal to the average number of beneficiaries as at the 31st December (2.2.13).
2.9.	The number of beneficiaries visiting at least once per year should not be equal to zero. (If the number of beneficiaries at the end of January in part 2.2.1 > 0, then the sum of column "Number of Beneficiaries Visiting at Least Once Per Year" 2.9.1 - 2.9.25 > 0)	2.9: The number of beneficiaries visiting at least once per year should not be equal to zero.
2.9.	The total number of visits to specialists should not be equal to zero. (If the number of beneficiaries at the end of January in part 2.2.1 > 0, then the sum of column "Total Number of Visits to Supplementary and Allied Health Professionals" 2.9.1 - 2.9.25 > 0)	2.9: The total number of visits to Supplementary and Allied Health Professionals should not be equal to zero.
2.9.1	The number of beneficiaries visiting supplementary & allied health professionals at least once a year must be <= total number of beneficiaries as at the 31st December (2.1.2) or <= the average number of beneficiaries as at the 31st December (2.2.13).	2.9.1. The number of beneficiaries visiting supplementary & allied health professionals at least once a year is either not less than or equal to the total number of beneficiaries as at the 31st December (2.1.2) or is not less than or equal to the average number of beneficiaries as at the 31st December (2.2.13).

Validation rules for the 2013 Annual Statutory Return

[illegible]

Validation rules for the 2013 Annual Statutory Return

[illegible]

Validation rules for the 2013 Annual Statutory Return

[illegible]

Validation rules for the 2013 Annual Statutory Return

Part	Description	Validation rule words
2.9.19	The number of beneficiaries visiting supplementary & allied health professionals at least once a year must be <= the total number of visits to a supplementary & allied health professional.	2.9.19. The number of beneficiaries visiting supplementary & allied health professionals at least once a year is not less than or equal to the total number of visits to a supplementary & allied health professional.
2.9.20	The number of beneficiaries visiting supplementary & allied health professionals at least once a year must be <= total number of beneficiaries as at the 31st December (2.1.2) or <= the average number of beneficiaries as at the 31st December (2.2.13).	2.9.20. The number of beneficiaries visiting supplementary & allied health professionals at least once a year is either not less than or equal to the total number of beneficiaries as at the 31st December (2.1.2) or is not less than or equal to the average number of beneficiaries as at the 31st December (2.2.13).
2.9.20	The number of beneficiaries visiting supplementary & allied health professionals at least once a year must be <= the total number of visits to a supplementary & allied health professional.	2.9.20. The number of beneficiaries visiting supplementary & allied health professionals at least once a year is not less than or equal to the total number of visits to a supplementary & allied health professional.
2.9.21	The number of beneficiaries visiting supplementary & allied health professionals at least once a year must be <= total number of beneficiaries as at the 31st December (2.1.2) or <= the average number of beneficiaries as at the 31st December (2.2.13).	2.9.21. The number of beneficiaries visiting supplementary & allied health professionals at least once a year is either not less than or equal to the total number of beneficiaries as at the 31st December (2.1.2) or is not less than or equal to the average number of beneficiaries as at the 31st December (2.2.13).
2.9.21	The number of beneficiaries visiting supplementary & allied health professionals at least once a year must be <= the total number of visits to a supplementary & allied health professional.	2.9.21. The number of beneficiaries visiting supplementary & allied health professionals at least once a year is not less than or equal to the total number of visits to a supplementary & allied health professional.
1.4	If "no" selected in nr. 4, full details need to be provided	Part 1.4.4: Details were not provided
1.4	If "no" selected in nr. 5, full details need to be provided	Part 1.4.5: Details were not provided
1.4	If "yes" selected in nr. 6 a ii), the name of the co-administrator should be provided in part 1.1.6	Part 1.4.6 a ii: In the event that the scheme has entered in a contract with a co-administrator, the co-administrator's name should be updated in part 1.1.
1.4	If "yes" selected in nr. 6 a iii), names of third parties should be specified	Part 1.4.6 a iii: Details were not provided
1.4	If "yes" selected in nr. 6b, details need to be provided	Part 1.4.6b: Details were not provided
1.4	If "yes" selected in nr. 6c, details need to be provided	Part 1.4.6c: Details were not provided
1.4	If "yes" selected in nr. 6d, details need to be provided	Part 1.4.6d: Details were not provided
1.4	If "yes" selected in nr. 6e, details need to be provided	Part 1.4.6e: Details were not provided
1.4	If a self-administered scheme entered amounts in part 4.16 lines 4.16.1.1 or 4.16.1.9, "Yes" should have been selected in question 6e.	Part 1.4.6e: The scheme is a self-administered scheme, and had entered amounts in part 4.16.1 lines 4.16.1.1 (administration fees) or 4.16.1.9 (co-administration fees paid for ongoing services provided by third parties). "Yes" should have been selected in part 1.4 question 6e.
1.4	If "yes" selected in nr. 6g, details need to be provided	Part 1.4.6g: Details were not provided
1.4	If "yes" selected in nr. 6h, details need to be provided	Part 1.4.6h: Details were not provided
1.4	If "yes" selected in nr. 6i, details need to be provided	Part 1.4.6i: Details were not provided
1.4	If "yes" selected in nr. 7, details need to be provided	Part 1.4.7: Details were not provided
1.4	If "yes" selected in nr. 8a, full details need to be provided	Part 1.4.8a: Details were not provided
1.4	If "yes" selected in nr. 8b, full details need to be provided	Part 1.4.8b: Details were not provided
1.4	If "yes" selected in nr. 8c, full details need to be provided	Part 1.4.8c: Details were not provided
1.4	If "yes" selected in nr. 8d, full details need to be provided	Part 1.4.8d: Details were not provided
1.4	Full details need to be provided in respect of nr 9b.	Part 1.4.9b: Details were not provided
1.4	If "no" selected in nr. 10, full details need to be provided	Part 1.4.10: Details were not provided
1.4	If "no" selected in nr. 11, full details need to be provided	Part 1.4.11: Details were not provided
1.4	Full details need to be provided in respect of nr 12b.	Part 1.4.12b: Details were not provided

Validation rules for the 2013 Annual Statutory Return

[illegible]

Validation rules for the 2013 Annual Statutory Return

Part	Description	Validation rule words
2.9.31	The number of beneficiaries visiting supplementary & allied health professionals at least once a year must be <= the total number of visits to a supplementary & allied health professional.	2.9.31. The number of beneficiaries visiting supplementary & allied health professionals at least once a year is not less than or equal to the total number of visits to a supplementary & allied health professional.
2.10.	The total number of beneficiaries who submitted at least one claims should not be equal to zero (If the number of beneficiaries at the end of January in part 2.2.1 > 0, then the sum of column "Number of Beneficiaries who Submitted at Least One Claim " 2.10.1 - 2.10.16 > 0.)	2.10: The total number of beneficiaries who submitted at least one claims should not be equal to zero
2.10.	The total number of claims from beneficiaries should not be equal to zero. (If the number of beneficiaries at the end of January in part 2.2.1 > 0, then the sum of column "Total Number of Claims from Beneficiaries for" 2.10.1 - 2.10.16 > 0.)	2.10: The total number of claims from beneficiaries should not be equal to zero.
2.10.1	The number of beneficiaries who submitted at least one claim for other benefit services must be <= total number of beneficiaries as at the 31st December (2.1.2) or <= the average number of beneficiaries as at the 31st December (2.2.13).	2.10.1. The number of beneficiaries who submitted at least one claim for other benefit services is either not less than or equal to the total number of beneficiaries as at the 31st December (2.1.2) or is not less than or equal to the average number of beneficiaries as at the 31st December (2.2.13).
2.10.1	The number of beneficiaries who submitted at least one claim for other benefit services must be <= the total number of claims from beneficiaries for other benefit services	2.10.1. The number of beneficiaries who submitted at least one claim for other benefit services is not less than or equal to the total number of claims from beneficiaries for other benefit services
2.10.2	The number of beneficiaries who submitted at least one claim for other benefit services must be <= total number of beneficiaries as at the 31st December (2.1.2) or <= the average number of beneficiaries as at the 31st December (2.2.13).	2.10.2. The number of beneficiaries who submitted at least one claim for other benefit services is either not less than or equal to the total number of beneficiaries as at the 31st December (2.1.2) or is not less than or equal to the average number of beneficiaries as at the 31st December (2.2.13).
2.10.2	The number of beneficiaries who submitted at least one claim for other benefit services must be <= the total number of claims from beneficiaries for other benefit services	2.10.2. The number of beneficiaries who submitted at least one claim for other benefit services is not less than or equal to the total number of claims from beneficiaries for other benefit services
2.10.3	The number of beneficiaries who submitted at least one claim for other benefit services must be <= total number of beneficiaries as at the 31st December (2.1.2) or <= the average number of beneficiaries as at the 31st December (2.2.13).	2.10.3. The number of beneficiaries who submitted at least one claim for other benefit services is either not less than or equal to the total number of beneficiaries as at the 31st December (2.1.2) or is not less than or equal to the average number of beneficiaries as at the 31st December (2.2.13).
2.10.3	The number of beneficiaries who submitted at least one claim for other benefit services must be <= the total number of claims from beneficiaries for other benefit services	2.10.3. The number of beneficiaries who submitted at least one claim for other benefit services is not less than or equal to the total number of claims from beneficiaries for other benefit services
2.10.4	The number of beneficiaries who submitted at least one claim for other benefit services must be <= total number of beneficiaries as at the 31st December (2.1.2) or <= the average number of beneficiaries as at the 31st December (2.2.13).	2.10.4. The number of beneficiaries who submitted at least one claim for other benefit services is either not less than or equal to the total number of beneficiaries as at the 31st December (2.1.2) or is not less than or equal to the average number of beneficiaries as at the 31st December (2.2.13).
2.10.4	The number of beneficiaries who submitted at least one claim for other benefit services must be <= the total number of claims from beneficiaries for other benefit services	2.10.4. The number of beneficiaries who submitted at least one claim for other benefit services is not less than or equal to the total number of claims from beneficiaries for other benefit services
2.10.5	The number of beneficiaries who submitted at least one claim for other benefit services must be <= total number of beneficiaries as at the 31st December (2.1.2) or <= the average number of beneficiaries as at the 31st December (2.2.13).	2.10.5. The number of beneficiaries who submitted at least one claim for other benefit services is either not less than or equal to the total number of beneficiaries as at the 31st December (2.1.2) or is not less than or equal to the average number of beneficiaries as at the 31st December (2.2.13).

Validation rules for the 2013 Annual Statutory Return

[illegible]

Validation rules for the 2013 Annual Statutory Return

[illegible]

Validation rules for the 2013 Annual Statutory Return

Part	Description	Validation rule words
2.10.17	The number of beneficiaries who submitted at least one claim for other benefit services must be <= the total number of claims from beneficiaries for other benefit services	2.10.17. The number of beneficiaries who submitted at least one claim for other benefit services is not less than or equal to the total number of claims from beneficiaries for other benefit services
2.10.18	The number of beneficiaries who submitted at least one claim for other benefit services must be <= total number of beneficiaries as at the 31st December (2.1.2) or <= the average number of beneficiaries as at the 31st December (2.2.13).	2.10.18. The number of beneficiaries who submitted at least one claim for other benefit services is either not less than or equal to the total number of beneficiaries as at the 31st December (2.1.2) or is not less than or equal to the average number of beneficiaries as at the 31st December (2.2.13).
2.10.18	The number of beneficiaries who submitted at least one claim for other benefit services must be <= the total number of claims from beneficiaries for other benefit services	2.10.18. The number of beneficiaries who submitted at least one claim for other benefit services is not less than or equal to the total number of claims from beneficiaries for other benefit services
2.11.1.1	The total number of scripts filled by Pharmacists must be <= the total number of items dispensed	2.11.1.1. The total number of scripts filled by Pharmacists is not less than or equal to the total number of items dispensed
2.11.1.2	The total number of scripts filled by General Practitioners must be <= the total number of items dispensed	2.11.1.2. The total number of scripts filled by General Practitioners is not less than or equal to the total number of items dispensed
2.11.1.3	The total number of scripts filled by Medical Specialists must be <= the total number of items dispensed	2.11.1.3. The total number of scripts filled by Medical Specialists is not less than or equal to the total number of items dispensed
2.11.1.4	The total number of scripts filled by Supplementary and Allied Health Professionals must be <= the total number of items dispensed	2.11.1.4. The total number of scripts filled by Supplementary and Allied Health Professionals is not less than or equal to the total number of items dispensed
2.11.1.5	The total number of scripts filled by Other Health Professionals must be <= the total number of items dispensed	2.11.1.5. The total number of scripts filled by Other Health Professionals is not less than or equal to the total number of items dispensed
2.11.2.1	The total number of scripts filled by Pharmacists must be <= the total number of items dispensed	2.11.2.1. The total number of scripts filled by Pharmacists is not less than or equal to the total number of items dispensed
2.11.2.2	The total number of scripts filled by General Practitioners must be <= the total number of items dispensed	2.11.2.2. The total number of scripts filled by General Practitioners is not less than or equal to the total number of items dispensed
2.11.2.3	The total number of scripts filled by Medical Specialists must be <= the total number of items dispensed	2.11.2.3. The total number of scripts filled by Medical Specialists is not less than or equal to the total number of items dispensed
2.11.2.4	The total number of scripts filled by Supplementary and Allied Health Professionals must be <= the total number of items dispensed	2.11.2.4. The total number of scripts filled by Supplementary and Allied Health Professionals is not less than or equal to the total number of items dispensed
2.11.2.5	The total number of scripts filled by Other Health Professionals must be <= the total number of items dispensed	2.11.2.5. The total number of scripts filled by Other Health Professionals is not less than or equal to the total number of items dispensed
2.11.	The total number of scripts filled should not be equal to zero. (If the number of beneficiaries at the end of January in part 2.2.1 > 0, then the sum of column "Total Number of Scripts Filled" 2.11.1.1 - 2.11.2.5 > 0)	2.11: The total number of scripts filled should not be equal to zero.
2.11.	The total number of items dispensed should not be equal to zero. (If the number of beneficiaries at the end of January in part 2.2.1 > 0, then the sum of column "Total Number of Items Dispensed " 2.11.1.1 - 2.11.2.5 > 0)	2.11: The total number of items dispensed should not be equal to zero.
2.12	The total members in part 2.12.11 should agree with the consolidated total members in part 2.1.2.	The total members in part 2.12.11 does not agree with the consolidated total members in part 2.1.2.
2.12	The total adult dependants in part 2.12.11 should agree with the consolidated total adult dependants in part 2.1.2.	The total adult dependants in part 2.12.11 does not agree with the consolidated total adult dependants in part 2.1.2.
2.12	The total child dependants in part 2.12.11 should agree with the consolidated total child dependants in part 2.1.2.	The total child dependants in part 2.12.11 does not agree with the consolidated total child dependants in part 2.1.2.

Validation rules for the 2013 Annual Statutory Return

Part	Description	Validation rule words
2.12	The scheme should provide an indication on how it is collecting adult dependant data for the completion of part 2.12.	Part 2.12: Please indicate how the scheme is collecting adult dependant data for the completion of this part.
2.12	The scheme should provide an indication on how it is collecting child dependant data for the completion of part 2.12.	Part 2.12: Please indicate how the scheme is collecting child dependant data for the completion of this part.
2.12	The scheme should provide an indication on how it is collecting member data for the completion of part 2.12.	Part 2.12: Please indicate how the scheme is collecting member data for the completion of this part.
2.13.1.1	2.13.1.1 Females less than one year: The number of beneficiaries admitted as inpatients to private hospitals must be <= than the number of inpatient admissions to private hospitals	2.13.1.1 Females less than one year: The number of beneficiaries admitted as inpatients to private hospitals is not less than or equal to the number of inpatient admissions to private hospitals
2.13.1.1	The number of beneficiaries who was admitted as inpatients at least once to a private hospital must be <= total number of beneficiaries as at the 31st December (2.1.2) or <= the average number of beneficiaries as at the 31st December (2.2.13).	2.13.1.1. The number of beneficiaries who was admitted as inpatients at least once to a private hospital is either not less than or equal to the total number of beneficiaries as at the 31st December (2.1.2) or is not less than or equal to the average number of beneficiaries as at the 31st December (2.2.13).
2.13.1.1	2.13.1.1 Females less than one year: The number of inpatient admissions to private hospitals must be <= than the number of inpatient days admitted to private hospitals	2.13.1.1 Females less than one year: The number of inpatient admissions to private hospitals is not less than or equal to the number of inpatient days admitted to private hospitals
2.13.1.2	2.13.1.2 Females 1-4 years: The number of beneficiaries admitted as inpatients to private hospitals must be <= than the number of inpatient admissions to private hospitals	2.13.1.2 Females 1-4 years: The number of beneficiaries admitted as inpatients to private hospitals is not less than or equal to the number of inpatient admissions to private hospitals
2.13.1.2	The number of beneficiaries who was admitted as inpatients at least once to a private hospital must be <= total number of beneficiaries as at the 31st December (2.1.2) or <= the average number of beneficiaries as at the 31st December (2.2.13).	2.13.1.2. The number of beneficiaries who was admitted as inpatients at least once to a private hospital is either not less than or equal to the total number of beneficiaries as at the 31st December (2.1.2) or is not less than or equal to the average number of beneficiaries as at the 31st December (2.2.13).
2.13.1.2	2.13.1.2 Females 1-4 years: The number of inpatient admissions to private hospitals must be <= than the number of inpatient days admitted to private hospitals	2.13.1.2 Females 1-4 years: The number of inpatient admissions to private hospitals is not less than or equal to the number of inpatient days admitted to private hospitals
2.13.1.3	2.13.1.3 Females 5-9 years: The number of beneficiaries admitted as inpatients to private hospitals must be <= than the number of inpatient admissions to private hospitals	2.13.1.3 Females 5-9 years: The number of beneficiaries admitted as inpatients to private hospitals is not less than or equal to the number of inpatient admissions to private hospitals
2.13.1.3	The number of beneficiaries who was admitted as inpatients at least once to a private hospital must be <= total number of beneficiaries as at the 31st December (2.1.2) or <= the average number of beneficiaries as at the 31st December (2.2.13).	2.13.1.3. The number of beneficiaries who was admitted as inpatients at least once to a private hospital is either not less than or equal to the total number of beneficiaries as at the 31st December (2.1.2) or is not less than or equal to the average number of beneficiaries as at the 31st December (2.2.13).
2.13.1.3	2.13.1.3 Females 5-9 years: The number of inpatient admissions to private hospitals must be <= than the number of inpatient days admitted to private hospitals	2.13.1.3 Females 5-9 years: The number of inpatient admissions to private hospitals is not less than or equal to the number of inpatient days admitted to private hospitals
2.13.1.4	2.13.1.4 Females 10-14 years: The number of beneficiaries admitted as inpatients to private hospitals must be <= than the number of inpatient admissions to private hospitals	2.13.1.4 Females 10-14 years: The number of beneficiaries admitted as inpatients to private hospitals is not less than or equal to the number of inpatient admissions to private hospitals

Validation rules for the 2013 Annual Statutory Return

[illegible]

Validation rules for the 2013 Annual Statutory Return

[illegible]

Validation rules for the 2013 Annual Statutory Return

[illegible]

Validation rules for the 2013 Annual Statutory Return

Part	Description	Validation rule words
2.13.1.16	The number of beneficiaries who was admitted as inpatients at least once to a private hospital must be <= total number of beneficiaries as at the 31st December (2.1.2) or <= the average number of beneficiaries as at the 31st December (2.2.13).	2.13.1.16. The number of beneficiaries who was admitted as inpatients at least once to a private hospital is either not less than or equal to the total number of beneficiaries as at the 31st December (2.1.2) or is not less than or equal to the average number of beneficiaries as at the 31st December (2.2.13).
2.13.1.16	2.13.1.16 Females 70-74 years: The number of inpatient admissions to private hospitals must be <= than the number of inpatient days admitted to private hospitals	2.13.1.16 Females 70-74 years: The number of inpatient admissions to private hospitals is not less than or equal to the number of inpatient days admitted to private hospitals
2.13.1.17	2.13.1.17 Females 75-79 years: The number of beneficiaries admitted as inpatients to private hospitals must be <= than the number of inpatient admissions to private hospitals	2.13.1.17 Females 75-79 years: The number of beneficiaries admitted as inpatients to private hospitals is not less than or equal to the number of inpatient admissions to private hospitals
2.13.1.17	The number of beneficiaries who was admitted as inpatients at least once to a private hospital must be <= total number of beneficiaries as at the 31st December (2.1.2) or <= the average number of beneficiaries as at the 31st December (2.2.13).	2.13.1.17. The number of beneficiaries who was admitted as inpatients at least once to a private hospital is either not less than or equal to the total number of beneficiaries as at the 31st December (2.1.2) or is not less than or equal to the average number of beneficiaries as at the 31st December (2.2.13).
2.13.1.17	2.13.1.17 Females 75-79 years: The number of inpatient admissions to private hospitals must be <= than the number of inpatient days admitted to private hospitals	2.13.1.17 Females 75-79 years: The number of inpatient admissions to private hospitals is not less than or equal to the number of inpatient days admitted to private hospitals
2.13.1.18	2.13.1.18 Females 80-84 years: The number of beneficiaries admitted as inpatients to private hospitals must be <= than the number of inpatient admissions to private hospitals	2.13.1.18 Females 80-84 years: The number of beneficiaries admitted as inpatients to private hospitals is not less than or equal to the number of inpatient admissions to private hospitals
2.13.1.18	The number of beneficiaries who was admitted as inpatients at least once to a private hospital must be <= total number of beneficiaries as at the 31st December (2.1.2) or <= the average number of beneficiaries as at the 31st December (2.2.13).	2.13.1.18. The number of beneficiaries who was admitted as inpatients at least once to a private hospital is either not less than or equal to the total number of beneficiaries as at the 31st December (2.1.2) or is not less than or equal to the average number of beneficiaries as at the 31st December (2.2.13).
2.13.1.18	2.13.1.18 Females 80-84 years: The number of inpatient admissions to private hospitals must be <= than the number of inpatient days admitted to private hospitals	2.13.1.18 Females 80-84 years: The number of inpatient admissions to private hospitals is not less than or equal to the number of inpatient days admitted to private hospitals
2.13.1.19	2.13.1.19 Females 85 years +: The number of beneficiaries admitted as inpatients to private hospitals must be <= than the number of inpatient admissions to private hospitals	2.13.1.19 Females 85 years +: The number of beneficiaries admitted as inpatients to private hospitals is not less than or equal to the number of inpatient admissions to private hospitals
2.13.1.19	The number of beneficiaries who was admitted as inpatients at least once to a private hospital must be <= total number of beneficiaries as at the 31st December (2.1.2) or <= the average number of beneficiaries as at the 31st December (2.2.13).	2.13.1.19. The number of beneficiaries who was admitted as inpatients at least once to a private hospital is either not less than or equal to the total number of beneficiaries as at the 31st December (2.1.2) or is not less than or equal to the average number of beneficiaries as at the 31st December (2.2.13).
2.13.1.19	2.13.1.19 Females 85 years +: The number of inpatient admissions to private hospitals must be <= than the number of inpatient days admitted to private hospitals	2.13.1.19 Females 85 years +: The number of inpatient admissions to private hospitals is not less than or equal to the number of inpatient days admitted to private hospitals
2.13.2.1	2.13.2.1 Males less than one year: The number of beneficiaries admitted as inpatients to private hospitals must be <= than the number of inpatient admissions to private hospitals	2.13.2.1 Males less than one year: The number of beneficiaries admitted as inpatients to private hospitals is not less than or equal to the number of inpatient admissions to private hospitals

Validation rules for the 2013 Annual Statutory Return

[illegible]

Validation rules for the 2013 Annual Statutory Return

[illegible]

Validation rules for the 2013 Annual Statutory Return

[illegible]

Validation rules for the 2013 Annual Statutory Return

[illegible]

Validation rules for the 2013 Annual Statutory Return

Part	Description	Validation rule words
2.13.2.17	The number of beneficiaries who was admitted as inpatients at least once to a private hospital must be <= total number of beneficiaries as at the 31st December (2.1.2) or <= the average number of beneficiaries as at the 31st December (2.2.13).	2.13.2.17. The number of beneficiaries who was admitted as inpatients at least once to a private hospital is either not less than or equal to the total number of beneficiaries as at the 31st December (2.1.2) or is not less than or equal to the average number of beneficiaries as at the 31st December (2.2.13).
2.13.2.17	2.13.2.17 Males 75-79 years: The number of inpatient admissions to private hospitals must be <= than the number of inpatient days admitted to private hospitals	2.13.2.17 Males 75-79 years: The number of inpatient admissions to private hospitals is not less than or equal to the number of inpatient days admitted to private hospitals
2.13.2.18	2.13.2.18 Males 80-84 years: The number of beneficiaries admitted as inpatients to private hospitals must be <= than the number of inpatient admissions to private hospitals	2.13.2.18 Males 80-84 years: The number of beneficiaries admitted as inpatients to private hospitals is not less than or equal to the number of inpatient admissions to private hospitals
2.13.2.18	The number of beneficiaries who was admitted as inpatients at least once to a private hospital must be <= total number of beneficiaries as at the 31st December (2.1.2) or <= the average number of beneficiaries as at the 31st December (2.2.13).	2.13.2.18. The number of beneficiaries who was admitted as inpatients at least once to a private hospital is either not less than or equal to the total number of beneficiaries as at the 31st December (2.1.2) or is not less than or equal to the average number of beneficiaries as at the 31st December (2.2.13).
2.13.2.18	2.13.2.18 Males 80-84 years: The number of inpatient admissions to private hospitals must be <= than the number of inpatient days admitted to private hospitals	2.13.2.18 Males 80-84 years: The number of inpatient admissions to private hospitals is not less than or equal to the number of inpatient days admitted to private hospitals
2.13.2.19	2.13.2.19 Males 85 years +: The number of beneficiaries admitted as inpatients to private hospitals must be <= than the number of inpatient admissions to private hospitals	2.13.2.19 Males 85 years +: The number of beneficiaries admitted as inpatients to private hospitals is not less than or equal to the number of inpatient admissions to private hospitals
2.13.2.19	The number of beneficiaries who was admitted as inpatients at least once to a private hospital must be <= total number of beneficiaries as at the 31st December (2.1.2) or <= the average number of beneficiaries as at the 31st December (2.2.13).	2.13.2.19. The number of beneficiaries who was admitted as inpatients at least once to a private hospital is either not less than or equal to the total number of beneficiaries as at the 31st December (2.1.2) or is not less than or equal to the average number of beneficiaries as at the 31st December (2.2.13).
2.13.2.19	2.13.2.19 Males 85 years +: The number of inpatient admissions to private hospitals must be <= than the number of inpatient days admitted to private hospitals	2.13.2.19 Males 85 years +: The number of inpatient admissions to private hospitals is not less than or equal to the number of inpatient days admitted to private hospitals
2.13	If the number of members at the end of January in part 2.2.1 >0, then the total number of beneficiaries admitted as inpatients to private hospitals should not be equal to zero. (2.13.1.20 + 2.13.2.20 > 0)	2.13: The total number of beneficiaries admitted as inpatients to private hospitals should not be equal to zero.
2.13	If the number of members at the end of January in part 2.2.1 >0, then the total number of inpatient admissions to private hospitals should not be equal to zero. (2.13.1.20 + 2.13.2.20 > 0)	2.13: The total number of inpatient admissions to private hospitals should not be equal to zero.
2.13	If the number of members at the end of January in part 2.2.1 >0, then the total number of inpatient days admitted to private hospitals should not be equal to zero. (2.13.1.20 + 2.13.2.20 > 0)	2.13: The total number of inpatient days admitted to private hospitals should not be equal to zero.
2.14.1.1	2.14.1.1 Females less than one year: The number of beneficiaries admitted as inpatients to public hospitals must be <= than the number of inpatient admissions to public hospitals	2.14.1.1 Females less than one year: The number of beneficiaries admitted as inpatients to public hospitals is not less than or equal to the number of inpatient admissions to public hospitals

Validation rules for the 2013 Annual Statutory Return

[illegible]

Validation rules for the 2013 Annual Statutory Return

[illegible]

Validation rules for the 2013 Annual Statutory Return

[illegible]

Validation rules for the 2013 Annual Statutory Return

[illegible]

Validation rules for the 2013 Annual Statutory Return

Part	Description	Validation rule words
2.14.1.17	2.14.1.17 Females 75-79 years: The number of inpatient admissions to public hospitals must be <= than the number of inpatient days admitted to public hospitals	2.14.1.17 Females 75-79 years: The number of inpatient admissions to public hospitals is not less than or equal to the number of inpatient days admitted to public hospitals
2.14.1.18	2.14.1.18 Females 80-84 years: The number of beneficiaries admitted as inpatients to public hospitals must be <= than the number of inpatient admissions to public hospitals	2.14.1.18 Females 80-84 years: The number of beneficiaries admitted as inpatients to public hospitals is not less than or equal to the number of inpatient admissions to public hospitals
2.14.1.18	The number of beneficiaries who was admitted as inpatients at least once to a public hospital must be <= total number of beneficiaries as at the 31st December (2.1.2) or <= the average number of beneficiaries as at the 31st December (2.2.13).	2.14.1.18. The number of beneficiaries who was admitted as inpatients at least once to a public hospital is either not less than or equal to the total number of beneficiaries as at the 31st December (2.1.2) or is not less than or equal to the average number of beneficiaries as at the 31st December (2.2.13).
2.14.1.18	2.14.1.18 Females 80-84 years: The number of inpatient admissions to public hospitals must be <= than the number of inpatient days admitted to public hospitals	2.14.1.18 Females 80-84 years: The number of inpatient admissions to public hospitals is not less than or equal to the number of inpatient days admitted to public hospitals
2.14.1.19	2.14.1.19 Females 85 years +: The number of beneficiaries admitted as inpatients to public hospitals must be <= than the number of inpatient admissions to public hospitals	2.14.1.19 Females 85 years +: The number of beneficiaries admitted as inpatients to public hospitals is not less than or equal to the number of inpatient admissions to public hospitals
2.14.1.19	The number of beneficiaries who was admitted as inpatients at least once to a public hospital must be <= total number of beneficiaries as at the 31st December (2.1.2) or <= the average number of beneficiaries as at the 31st December (2.2.13).	2.14.1.19. The number of beneficiaries who was admitted as inpatients at least once to a public hospital is either not less than or equal to the total number of beneficiaries as at the 31st December (2.1.2) or is not less than or equal to the average number of beneficiaries as at the 31st December (2.2.13).
2.14.1.19	2.14.1.19 Females 85 years +: The number of inpatient admissions to public hospitals must be <= than the number of inpatient days admitted to public hospitals	2.14.1.19 Females 85 years +: The number of inpatient admissions to public hospitals is not less than or equal to the number of inpatient days admitted to public hospitals
2.14.2.1	2.14.2.1 Males less than one year: The number of beneficiaries admitted as inpatients to public hospitals must be <= than the number of inpatient admissions to public hospitals	2.14.2.1 Males less than one year: The number of beneficiaries admitted as inpatients to public hospitals is not less than or equal to the number of inpatient admissions to public hospitals
2.14.2.1	The number of beneficiaries who was admitted as inpatients at least once to a public hospital must be <= total number of beneficiaries as at the 31st December (2.1.2) or <= the average number of beneficiaries as at the 31st December (2.2.13).	2.14.2.1. The number of beneficiaries who was admitted as inpatients at least once to a public hospital is either not less than or equal to the total number of beneficiaries as at the 31st December (2.1.2) or is not less than or equal to the average number of beneficiaries as at the 31st December (2.2.13).
1.4	If "no" selected in nr. 4, full details need to be provided	Part 1.4.4: Details were not provided
1.4	If "no" selected in nr. 5, full details need to be provided	Part 1.4.5: Details were not provided
1.4	If "yes" selected in nr. 6 a ii), the name of the co-administrator should be provided in part 1.1.6	Part 1.4.6 a ii: In the event that the scheme has entered in a contract with a co-administrator, the co-administrator's name should be updated in part 1.1.
1.4	If "yes" selected in nr. 6 a iii), names of third parties should be specified	Part 1.4.6 a iii: Details were not provided
1.4	If "yes" selected in nr. 6b, details need to be provided	Part 1.4.6b: Details were not provided
1.4	If "yes" selected in nr. 6c, details need to be provided	Part 1.4.6c: Details were not provided
1.4	If "yes" selected in nr. 6d, details need to be provided	Part 1.4.6d: Details were not provided
1.4	If "yes" selected in nr. 6e, details need to be provided	Part 1.4.6e: Details were not provided
1.4	If a self-administered scheme entered amounts in part 4.16 lines 4.16.1.1 or 4.16.1.9,	Part 1.4.6e: The scheme is a self-administered scheme, and had entered amounts in part 4.16.1 lines 4.16.1.1 (administration fees) or 4.16.1.9 (co-administration fees paid for ongoing services provided by third parties). "Yes" should have been selected in part
	"Yes" should have been selected in question 6e.	

Validation rules for the 2013 Annual Statutory Return

[illegible]

Validation rules for the 2013 Annual Statutory Return

[illegible]

Validation rules for the 2013 Annual Statutory Return

[illegible]

Validation rules for the 2013 Annual Statutory Return

[illegible]

Validation rules for the 2013 Annual Statutory Return

Part	Description	Validation rule words
2.14	If the number of beneficiaries admitted as inpatients to public hospitals >0 (2.14.1.20 + 2.14.2.20 > 0), then the total number of inpatient admissions to public hospitals should not be equal to zero. (2.14.1.20 + 2.14.2.20 > 0)	2.14: The total number of inpatient admissions to public hospitals should not be equal to zero.
2.14	If the number of beneficiaries admitted as inpatients to public hospitals >0 (2.14.1.20 + 2.14.2.20 > 0), then the total number of inpatient days admitted to public hospitals should not be equal to zero. (2.14.1.20 + 2.14.2.20 > 0)	2.14: The total number of inpatient days admitted to public hospitals should not be equal to zero.
2.14	If P2.2.1 Beneficiaries > 0, and sum column "number of beneficiaries admitted as inpatients" 2.14.1.20 and 2.14.2.20 = 0, the reason box should be completed.	2.14: Kindly confirm that no beneficiaries visited public hospitals.
2.15.1	2.15.1: A00–B99 - Certain infectious and parasitic diseases: The number of beneficiaries admitted as inpatients in respect of certain principal diagnosis types must be <= than the number of inpatient admissions in respect of certain principal diagnosis types	2.15.1: A00–B99 - Certain infectious and parasitic diseases: The number of beneficiaries admitted as inpatients in respect of certain principal diagnosis types is not less than or equal to the number of inpatient admissions in respect of certain principal diagnosis types
2.15.1	The number of beneficiaries who was admitted as inpatients at least once in respect of certain principal diagnosis types must be <= total number of beneficiaries as at the 31st December (2.1.2) or <= the average number of beneficiaries as at the 31st December (2.2.13).	2.15.1. The number of beneficiaries who was admitted as inpatients at least once in respect of certain principal diagnosis types is either not less than or equal to the total number of beneficiaries as at the 31st December (2.1.2) or is not less than or equal to the average number of beneficiaries as at the 31st December (2.2.13).
2.15.1	2.15.1: A00–B99 - Certain infectious and parasitic diseases: The number of inpatient admissions in respect of certain principal diagnosis types must be <= than the number of inpatient days admitted in respect of certain principal diagnosis types	2.15.1: A00–B99 - Certain infectious and parasitic diseases: The number of inpatient admissions in respect of certain principal diagnosis types is not less than or equal to the number of inpatient days admitted in respect of certain principal diagnosis types
2.15.2	2.15.2: C00–D48 - Neoplasms: The number of beneficiaries admitted as inpatients in respect of certain principal diagnosis types must be <= than the number of inpatient admissions in respect of certain principal diagnosis types	2.15.2: C00–D48 - Neoplasms: The number of beneficiaries admitted as inpatients in respect of certain principal diagnosis types is not less than or equal to the number of inpatient admissions in respect of certain principal diagnosis types
2.15.2	The number of beneficiaries who was admitted as inpatients at least once in respect of certain principal diagnosis types must be <= total number of beneficiaries as at the 31st December (2.1.2) or <= the average number of beneficiaries as at the 31st December (2.2.13).	2.15.2. The number of beneficiaries who was admitted as inpatients at least once in respect of certain principal diagnosis types is either not less than or equal to the total number of beneficiaries as at the 31st December (2.1.2) or is not less than or equal to the average number of beneficiaries as at the 31st December (2.2.13).
2.15.2	2.15.2: C00–D48 - Neoplasms: The number of inpatient admissions in respect of certain principal diagnosis types must be <= than the number of inpatient days admitted in respect of certain principal diagnosis types	2.15.2: C00–D48 - Neoplasms: The number of inpatient admissions in respect of certain principal diagnosis types is not less than or equal to the number of inpatient days admitted in respect of certain principal diagnosis types
2.15.3	2.15.3: D50–D89 - Diseases of the blood and blood-forming organs and certain disorders involving the immune mechanism: The number of beneficiaries admitted as inpatients in respect of certain principal diagnosis types must be <= than the number of inpatient admissions in respect of certain principal diagnosis types	2.15.3: D50–D89 - Diseases of the blood and blood-forming organs and certain disorders involving the immune mechanism: The number of beneficiaries admitted as inpatients in respect of certain principal diagnosis types is not less than or equal to the number of inpatient admissions in respect of certain principal diagnosis types
2.15.3	The number of beneficiaries who was admitted as inpatients at least once in respect of certain principal diagnosis types must be <= total number of beneficiaries as at the 31st December (2.1.2) or <= the average number of beneficiaries as at the 31st December (2.2.13).	2.15.3. The number of beneficiaries who was admitted as inpatients at least once in respect of certain principal diagnosis types is either not less than or equal to the total number of beneficiaries as at the 31st December (2.1.2) or is not less than or equal to the average number of beneficiaries as at the 31st December (2.2.13).
2.15.3	2.15.3: D50–D89 - Diseases of the blood and blood-forming organs and certain disorders involving the immune mechanism: The number of inpatient admissions in respect of certain principal diagnosis types must be <= than the number of inpatient days admitted in respect of certain principal diagnosis types	2.15.3: D50–D89 - Diseases of the blood and blood-forming organs and certain disorders involving the immune mechanism: The number of inpatient admissions in respect of certain principal diagnosis types is not less than or equal to the number of inpatient days admitted in respect of certain principal diagnosis types

Validation rules for the 2013 Annual Statutory Return

Part	Description	Validation rule words
2.15.4	2.15.4: E00–E90 - Endocrine, nutritional and metabolic diseases: The number of beneficiaries admitted as inpatients in respect of certain principal diagnosis types must be <= than the number of inpatient admissions in respect of certain principal diagnosis types	2.15.4: E00–E90 - Endocrine, nutritional and metabolic diseases: The number of beneficiaries admitted as inpatients in respect of certain principal diagnosis types is not less than or equal to the number of inpatient admissions in respect of certain principal diagnosis types
2.15.4	The number of beneficiaries who was admitted as inpatients at least once in respect of certain principal diagnosis types must be <= total number of beneficiaries as at the 31st December (2.1.2) or <= the average number of beneficiaries as at the 31st December (2.2.13).	2.15.4. The number of beneficiaries who was admitted as inpatients at least once in respect of certain principal diagnosis types is either not less than or equal to the total number of beneficiaries as at the 31st December (2.1.2) or is not less than or equal to the average number of beneficiaries as at the 31st December (2.2.13).
2.15.4	2.15.4: E00–E90 - Endocrine, nutritional and metabolic diseases: The number of inpatient admissions in respect of certain principal diagnosis types must be <= than the number of inpatient days admitted in respect of certain principal diagnosis types	2.15.4: E00–E90 - Endocrine, nutritional and metabolic diseases: The number of inpatient admissions in respect of certain principal diagnosis types is not less than or equal to the number of inpatient days admitted in respect of certain principal diagnosis types
2.15.5	2.15.5: F00–F99 - Mental and behavioural disorders: The number of beneficiaries admitted as inpatients in respect of certain principal diagnosis types must be <= than the number of inpatient admissions in respect of certain principal diagnosis types	2.15.5: F00–F99 - Mental and behavioural disorders: The number of beneficiaries admitted as inpatients in respect of certain principal diagnosis types is not less than or equal to the number of inpatient admissions in respect of certain principal diagnosis types
2.15.5	The number of beneficiaries who was admitted as inpatients at least once in respect of certain principal diagnosis types must be <= total number of beneficiaries as at the 31st December (2.1.2) or <= the average number of beneficiaries as at the 31st December (2.2.13).	2.15.5. The number of beneficiaries who was admitted as inpatients at least once in respect of certain principal diagnosis types is either not less than or equal to the total number of beneficiaries as at the 31st December (2.1.2) or is not less than or equal to the average number of beneficiaries as at the 31st December (2.2.13).
2.15.5	2.15.5: F00–F99 - Mental and behavioural disorders: The number of inpatient admissions in respect of certain principal diagnosis types must be <= than the number of inpatient days admitted in respect of certain principal diagnosis types	2.15.5: F00–F99 - Mental and behavioural disorders: The number of inpatient admissions in respect of certain principal diagnosis types is not less than or equal to the number of inpatient days admitted in respect of certain principal diagnosis types
2.15.6	2.15.6: G00–G99 - Diseases of the nervous system: The number of beneficiaries admitted as inpatients in respect of certain principal diagnosis types must be <= than the number of inpatient admissions in respect of certain principal diagnosis types	2.15.6: G00–G99 - Diseases of the nervous system: The number of beneficiaries admitted as inpatients in respect of certain principal diagnosis types is not less than or equal to the number of inpatient admissions in respect of certain principal diagnosis types
2.15.6	The number of beneficiaries who was admitted as inpatients at least once in respect of certain principal diagnosis types must be <= total number of beneficiaries as at the 31st December (2.1.2) or <= the average number of beneficiaries as at the 31st December (2.2.13).	2.15.6. The number of beneficiaries who was admitted as inpatients at least once in respect of certain principal diagnosis types is either not less than or equal to the total number of beneficiaries as at the 31st December (2.1.2) or is not less than or equal to the average number of beneficiaries as at the 31st December (2.2.13).
2.15.6	2.15.6: G00–G99 - Diseases of the nervous system: The number of inpatient admissions in respect of certain principal diagnosis types must be <= than the number of inpatient days admitted in respect of certain principal diagnosis types	2.15.6: G00–G99 - Diseases of the nervous system: The number of inpatient admissions in respect of certain principal diagnosis types is not less than or equal to the number of inpatient days admitted in respect of certain principal diagnosis types
2.15.7	2.15.7: H00–H59 - Diseases of the eye and adnexa: The number of beneficiaries admitted as inpatients in respect of certain principal diagnosis types must be <= than the number of inpatient admissions in respect of certain principal diagnosis types	2.15.7: H00–H59 - Diseases of the eye and adnexa: The number of beneficiaries admitted as inpatients in respect of certain principal diagnosis types is not less than or equal to the number of inpatient admissions in respect of certain principal diagnosis types

Validation rules for the 2013 Annual Statutory Return

Part	Description	Validation rule words
2.15.7	The number of beneficiaries who was admitted as inpatients at least once in respect of certain principal diagnosis types must be <= total number of beneficiaries as at the 31st December (2.1.2) or <= the average number of beneficiaries as at the 31st December (2.2.13).	2.15.7. The number of beneficiaries who was admitted as inpatients at least once in respect of certain principal diagnosis types is either not less than or equal to the total number of beneficiaries as at the 31st December (2.1.2) or is not less than or equal to the average number of beneficiaries as at the 31st December (2.2.13).
2.15.7	2.15.7: H00–H59 - Diseases of the eye and adnexa: The number of inpatient admissions in respect of certain principal diagnosis types must be <= than the number of inpatient days admitted in respect of certain principal diagnosis types	2.15.7: H00–H59 - Diseases of the eye and adnexa: The number of inpatient admissions in respect of certain principal diagnosis types is not less than or equal to the number of inpatient days admitted in respect of certain principal diagnosis types
2.15.8	2.15.8: H60–H95 - Diseases of the ear and mastoid process: The number of beneficiaries admitted as inpatients in respect of certain principal diagnosis types must be <= than the number of inpatient admissions in respect of certain principal diagnosis types	2.15.8: H60–H95 - Diseases of the ear and mastoid process: The number of beneficiaries admitted as inpatients in respect of certain principal diagnosis types is not less than or equal to the number of inpatient admissions in respect of certain principal diagnosis types
2.15.8	The number of beneficiaries who was admitted as inpatients at least once in respect of certain principal diagnosis types must be <= total number of beneficiaries as at the 31st December (2.1.2) or <= the average number of beneficiaries as at the 31st December (2.2.13).	2.15.8. The number of beneficiaries who was admitted as inpatients at least once in respect of certain principal diagnosis types is either not less than or equal to the total number of beneficiaries as at the 31st December (2.1.2) or is not less than or equal to the average number of beneficiaries as at the 31st December (2.2.13).
2.15.8	2.15.8: H60–H95 - Diseases of the ear and mastoid process: The number of inpatient admissions in respect of certain principal diagnosis types must be <= than the number of inpatient days admitted in respect of certain principal diagnosis types	2.15.8: H60–H95 - Diseases of the ear and mastoid process: The number of inpatient admissions in respect of certain principal diagnosis types is not less than or equal to the number of inpatient days admitted in respect of certain principal diagnosis types
2.15.9	2.15.9: I00–I99 - Diseases of the circulatory system: The number of beneficiaries admitted as inpatients in respect of certain principal diagnosis types must be <= than the number of inpatient admissions in respect of certain principal diagnosis types	2.15.9: I00–I99 - Diseases of the circulatory system: The number of beneficiaries admitted as inpatients in respect of certain principal diagnosis types is not less than or equal to the number of inpatient admissions in respect of certain principal diagnosis types
2.15.9	The number of beneficiaries who was admitted as inpatients at least once in respect of certain principal diagnosis types must be <= total number of beneficiaries as at the 31st December (2.1.2) or <= the average number of beneficiaries as at the 31st December (2.2.13).	2.15.9. The number of beneficiaries who was admitted as inpatients at least once in respect of certain principal diagnosis types is either not less than or equal to the total number of beneficiaries as at the 31st December (2.1.2) or is not less than or equal to the average number of beneficiaries as at the 31st December (2.2.13).
2.15.9	2.15.9: I00–I99 - Diseases of the circulatory system: The number of inpatient admissions in respect of certain principal diagnosis types must be <= than the number of inpatient days admitted in respect of certain principal diagnosis types	2.15.9: I00–I99 - Diseases of the circulatory system: The number of inpatient admissions in respect of certain principal diagnosis types is not less than or equal to the number of inpatient days admitted in respect of certain principal diagnosis types
2.15.10	2.15.10: J00–J99 - Diseases of the respiratory system: The number of beneficiaries admitted as inpatients in respect of certain principal diagnosis types must be <= than the number of inpatient admissions in respect of certain principal diagnosis types	2.15.10: J00–J99 - Diseases of the respiratory system: The number of beneficiaries admitted as inpatients in respect of certain principal diagnosis types is not less than or equal to the number of inpatient admissions in respect of certain principal diagnosis types
2.15.10	The number of beneficiaries who was admitted as inpatients at least once in respect of certain principal diagnosis types must be <= total number of beneficiaries as at the 31st December (2.1.2) or <= the average number of beneficiaries as at the 31st December (2.2.13).	2.15.10. The number of beneficiaries who was admitted as inpatients at least once in respect of certain principal diagnosis types is either not less than or equal to the total number of beneficiaries as at the 31st December (2.1.2) or is not less than or equal to the average number of beneficiaries as at the 31st December (2.2.13).

Validation rules for the 2013 Annual Statutory Return

Part	Description	Validation rule words
2.15.10	2.15.10: J00–J99 - Diseases of the respiratory system: The number of inpatient admissions in respect of certain principal diagnosis types must be <= than the number of inpatient days admitted in respect of certain principal diagnosis types	2.15.10: J00–J99 - Diseases of the respiratory system: The number of inpatient admissions in respect of certain principal diagnosis types is not less than or equal to the number of inpatient days admitted in respect of certain principal diagnosis types
2.15.11	2.15.11: K00–K93 - Diseases of the digestive system: The number of beneficiaries admitted as inpatients in respect of certain principal diagnosis types must be <= than the number of inpatient admissions in respect of certain principal diagnosis types	2.15.11: K00–K93 - Diseases of the digestive system: The number of beneficiaries admitted as inpatients in respect of certain principal diagnosis types is not less than or equal to the number of inpatient admissions in respect of certain principal diagnosis types
2.15.11	The number of beneficiaries who was admitted as inpatients at least once in respect of certain principal diagnosis types must be <= total number of beneficiaries as at the 31st December (2.1.2) or <= the average number of beneficiaries as at the 31st December (2.2.13).	2.15.11. The number of beneficiaries who was admitted as inpatients at least once in respect of certain principal diagnosis types is either not less than or equal to the total number of beneficiaries as at the 31st December (2.1.2) or is not less than or equal to the average number of beneficiaries as at the 31st December (2.2.13).
2.15.11	2.15.11: K00–K93 - Diseases of the digestive system: The number of inpatient admissions in respect of certain principal diagnosis types must be <= than the number of inpatient days admitted in respect of certain principal diagnosis types	2.15.11: K00–K93 - Diseases of the digestive system: The number of inpatient admissions in respect of certain principal diagnosis types is not less than or equal to the number of inpatient days admitted in respect of certain principal diagnosis types
2.15.12	2.15.12: L00–L99 - Diseases of the skin and subcutaneous tissue: The number of beneficiaries admitted as inpatients in respect of certain principal diagnosis types must be <= than the number of inpatient admissions in respect of certain principal diagnosis types	2.15.12: L00–L99 - Diseases of the skin and subcutaneous tissue: The number of beneficiaries admitted as inpatients in respect of certain principal diagnosis types is not less than or equal to the number of inpatient admissions in respect of certain principal diagnosis types
2.15.12	The number of beneficiaries who was admitted as inpatients at least once in respect of certain principal diagnosis types must be <= total number of beneficiaries as at the 31st December (2.1.2) or <= the average number of beneficiaries as at the 31st December (2.2.13).	2.15.12. The number of beneficiaries who was admitted as inpatients at least once in respect of certain principal diagnosis types is either not less than or equal to the total number of beneficiaries as at the 31st December (2.1.2) or is not less than or equal to the average number of beneficiaries as at the 31st December (2.2.13).
2.15.12	2.15.12: L00–L99 - Diseases of the skin and subcutaneous tissue: The number of inpatient admissions in respect of certain principal diagnosis types must be <= than the number of inpatient days admitted in respect of certain principal diagnosis types	2.15.12: L00–L99 - Diseases of the skin and subcutaneous tissue: The number of inpatient admissions in respect of certain principal diagnosis types is not less than or equal to the number of inpatient days admitted in respect of certain principal diagnosis types
2.15.13	2.15.13: M00–M99 - Diseases of the musculoskeletal system and connective tissue: The number of beneficiaries admitted as inpatients in respect of certain principal diagnosis types must be <= than the number of inpatient admissions in respect of certain principal diagnosis types	2.15.13: M00–M99 - Diseases of the musculoskeletal system and connective tissue: The number of beneficiaries admitted as inpatients in respect of certain principal diagnosis types is not less than or equal to the number of inpatient admissions in respect of certain principal diagnosis types
2.15.13	The number of beneficiaries who was admitted as inpatients at least once in respect of certain principal diagnosis types must be <= total number of beneficiaries as at the 31st December (2.1.2) or <= the average number of beneficiaries as at the 31st December (2.2.13).	2.15.13. The number of beneficiaries who was admitted as inpatients at least once in respect of certain principal diagnosis types is either not less than or equal to the total number of beneficiaries as at the 31st December (2.1.2) or is not less than or equal to the average number of beneficiaries as at the 31st December (2.2.13).
2.15.13	2.15.13: M00–M99 - Diseases of the musculoskeletal system and connective tissue: The number of inpatient admissions in respect of certain principal diagnosis types must be <= than the number of inpatient days admitted in respect of certain principal diagnosis types	2.15.13: M00–M99 - Diseases of the musculoskeletal system and connective tissue: The number of inpatient admissions in respect of certain principal diagnosis types is not less than or equal to the number of inpatient days admitted in respect of certain principal diagnosis types

Validation rules for the 2013 Annual Statutory Return

Part	Description	Validation rule words
2.15.14	2.15.14: N00–N99 - Diseases of the genitourinary system: The number of beneficiaries admitted as inpatients in respect of certain principal diagnosis types must be <= than the number of inpatient admissions in respect of certain principal diagnosis types	2.15.14: N00–N99 - Diseases of the genitourinary system: The number of beneficiaries admitted as inpatients in respect of certain principal diagnosis types is not less than or equal to the number of inpatient admissions in respect of certain principal diagnosis types
2.15.14	The number of beneficiaries who was admitted as inpatients at least once in respect of certain principal diagnosis types must be <= total number of beneficiaries as at the 31st December (2.1.2) or <= the average number of beneficiaries as at the 31st December (2.2.13).	2.15.14. The number of beneficiaries who was admitted as inpatients at least once in respect of certain principal diagnosis types is either not less than or equal to the total number of beneficiaries as at the 31st December (2.1.2) or is not less than or equal to the average number of beneficiaries as at the 31st December (2.2.13).
2.15.14	2.15.14: N00–N99 - Diseases of the genitourinary system: The number of inpatient admissions in respect of certain principal diagnosis types must be <= than the number of inpatient days admitted in respect of certain principal diagnosis types	2.15.14: N00–N99 - Diseases of the genitourinary system: The number of inpatient admissions in respect of certain principal diagnosis types is not less than or equal to the number of inpatient days admitted in respect of certain principal diagnosis types
2.15.15	2.15.15: O00–O99 - Pregnancy, childbirth and the puerperium: The number of beneficiaries admitted as inpatients in respect of certain principal diagnosis types must be <= than the number of inpatient admissions in respect of certain principal diagnosis types	2.15.15: O00–O99 - Pregnancy, childbirth and the puerperium: The number of beneficiaries admitted as inpatients in respect of certain principal diagnosis types is not less than or equal to the number of inpatient admissions in respect of certain principal diagnosis types
2.15.15	The number of beneficiaries who was admitted as inpatients at least once in respect of certain principal diagnosis types must be <= total number of beneficiaries as at the 31st December (2.1.2) or <= the average number of beneficiaries as at the 31st December (2.2.13).	2.15.15. The number of beneficiaries who was admitted as inpatients at least once in respect of certain principal diagnosis types is either not less than or equal to the total number of beneficiaries as at the 31st December (2.1.2) or is not less than or equal to the average number of beneficiaries as at the 31st December (2.2.13).
2.15.15	2.15.15: O00–O99 - Pregnancy, childbirth and the puerperium: The number of inpatient admissions in respect of certain principal diagnosis types must be <= than the number of inpatient days admitted in respect of certain principal diagnosis types	2.15.15: O00–O99 - Pregnancy, childbirth and the puerperium: The number of inpatient admissions in respect of certain principal diagnosis types is not less than or equal to the number of inpatient days admitted in respect of certain principal diagnosis types
2.15.16	2.15.16: P00–P96 - Certain conditions originating in the perinatal period: The number of beneficiaries admitted as inpatients in respect of certain principal diagnosis types must be <= than the number of inpatient admissions in respect of certain principal diagnosis types	2.15.16: P00–P96 - Certain conditions originating in the perinatal period: The number of beneficiaries admitted as inpatients in respect of certain principal diagnosis types is not less than or equal to the number of inpatient admissions in respect of certain principal diagnosis types
2.15.16	The number of beneficiaries who was admitted as inpatients at least once in respect of certain principal diagnosis types must be <= total number of beneficiaries as at the 31st December (2.1.2) or <= the average number of beneficiaries as at the 31st December (2.2.13).	2.15.16. The number of beneficiaries who was admitted as inpatients at least once in respect of certain principal diagnosis types is either not less than or equal to the total number of beneficiaries as at the 31st December (2.1.2) or is not less than or equal to the average number of beneficiaries as at the 31st December (2.2.13).
2.15.16	2.15.16: P00–P96 - Certain conditions originating in the perinatal period: The number of inpatient admissions in respect of certain principal diagnosis types must be <= than the number of inpatient days admitted in respect of certain principal diagnosis types	2.15.16: P00–P96 - Certain conditions originating in the perinatal period: The number of inpatient admissions in respect of certain principal diagnosis types is not less than or equal to the number of inpatient days admitted in respect of certain principal diagnosis types
2.15.17	2.15.17: Q00–Q99 - Congenital malformations, deformations and chromosomal abnormalities: The number of beneficiaries admitted as inpatients in respect of certain principal diagnosis types must be <= than the number of inpatient admissions in respect of certain principal diagnosis types	2.15.17: Q00–Q99 - Congenital malformations, deformations and chromosomal abnormalities: The number of beneficiaries admitted as inpatients in respect of certain principal diagnosis types is not less than or equal to the number of inpatient admissions in respect of certain principal diagnosis types

Validation rules for the 2013 Annual Statutory Return

Part	Description	Validation rule words
2.15.17	The number of beneficiaries who was admitted as inpatients at least once in respect of certain principal diagnosis types must be <= total number of beneficiaries as at the 31st December (2.1.2) or <= the average number of beneficiaries as at the 31st December (2.2.13).	2.15.17. The number of beneficiaries who was admitted as inpatients at least once in respect of certain principal diagnosis types is either not less than or equal to the total number of beneficiaries as at the 31st December (2.1.2) or is not less than or equal to the average number of beneficiaries as at the 31st December (2.2.13).
2.15.17	2.15.17: Q00–Q99 - Congenital malformations, deformations and chromosomal abnormalities: The number of inpatient admissions in respect of certain principal diagnosis types must be <= than the number of inpatient days admitted in respect of certain principal diagnosis types	2.15.17: Q00–Q99 - Congenital malformations, deformations and chromosomal abnormalities: The number of inpatient admissions in respect of certain principal diagnosis types is not less than or equal to the number of inpatient days admitted in respect of certain principal diagnosis types
2.15.18	2.15.18: R00–R99 - Symptoms, signs and abnormal clinical and laboratory findings, not elsewhere classified: The number of beneficiaries admitted as inpatients in respect of certain principal diagnosis types must be <= than the number of inpatient admissions in respect of certain principal diagnosis types	2.15.18: R00–R99 - Symptoms, signs and abnormal clinical and laboratory findings, not elsewhere classified: The number of beneficiaries admitted as inpatients in respect of certain principal diagnosis types is not less than or equal to the number of inpatient admissions in respect of certain principal diagnosis types
2.15.18	The number of beneficiaries who was admitted as inpatients at least once in respect of certain principal diagnosis types must be <= total number of beneficiaries as at the 31st December (2.1.2) or <= the average number of beneficiaries as at the 31st December (2.2.13).	2.15.18. The number of beneficiaries who was admitted as inpatients at least once in respect of certain principal diagnosis types is either not less than or equal to the total number of beneficiaries as at the 31st December (2.1.2) or is not less than or equal to the average number of beneficiaries as at the 31st December (2.2.13).
2.15.18	2.15.18: R00–R99 - Symptoms, signs and abnormal clinical and laboratory findings, not elsewhere classified: The number of inpatient admissions in respect of certain principal diagnosis types must be <= than the number of inpatient days admitted in respect of certain principal diagnosis types	2.15.18: R00–R99 - Symptoms, signs and abnormal clinical and laboratory findings, not elsewhere classified: The number of inpatient admissions in respect of certain principal diagnosis types is not less than or equal to the number of inpatient days admitted in respect of certain principal diagnosis types
2.15.19	2.15.19: S00–T98 - Injury, poisoning and certain other consequences of external causes: The number of beneficiaries admitted as inpatients in respect of certain principal diagnosis types must be <= than the number of inpatient admissions in respect of certain principal diagnosis types	2.15.19: S00–T98 - Injury, poisoning and certain other consequences of external causes: The number of beneficiaries admitted as inpatients in respect of certain principal diagnosis types is not less than or equal to the number of inpatient admissions in respect of certain principal diagnosis types
2.15.19	The number of beneficiaries who was admitted as inpatients at least once in respect of certain principal diagnosis types must be <= total number of beneficiaries as at the 31st December (2.1.2) or <= the average number of beneficiaries as at the 31st December (2.2.13).	2.15.19. The number of beneficiaries who was admitted as inpatients at least once in respect of certain principal diagnosis types is either not less than or equal to the total number of beneficiaries as at the 31st December (2.1.2) or is not less than or equal to the average number of beneficiaries as at the 31st December (2.2.13).
2.15.19	2.15.19: S00–T98 - Injury, poisoning and certain other consequences of external causes: The number of inpatient admissions in respect of certain principal diagnosis types must be <= than the number of inpatient days admitted in respect of certain principal diagnosis types	2.15.19: S00–T98 - Injury, poisoning and certain other consequences of external causes: The number of inpatient admissions in respect of certain principal diagnosis types is not less than or equal to the number of inpatient days admitted in respect of certain principal diagnosis types
2.15.20	2.15.20: U50–U98 - Codes for special purposes: The number of beneficiaries admitted as inpatients in respect of certain principal diagnosis types must be <= than the number of inpatient admissions in respect of certain principal diagnosis types	2.15.20: U50–U98 - Codes for special purposes: The number of beneficiaries admitted as inpatients in respect of certain principal diagnosis types is not less than or equal to the number of inpatient admissions in respect of certain principal diagnosis types
2.15.20	The number of beneficiaries who was admitted as inpatients at least once in respect of certain principal diagnosis types must be <= total number of beneficiaries as at the 31st December (2.1.2) or <= the average number of beneficiaries as at the 31st December (2.2.13).	2.15.20. The number of beneficiaries who was admitted as inpatients at least once in respect of certain principal diagnosis types is either not less than or equal to the total number of beneficiaries as at the 31st December (2.1.2) or is not less than or equal to the average number of beneficiaries as at the 31st December (2.2.13).

Validation rules for the 2013 Annual Statutory Return

Part	Description	Validation rule words
2.15.20	2.15.20: U50-U98 - Codes for special purposes: The number of inpatient admissions in respect of certain principal diagnosis types must be <= than the number of inpatient days admitted in respect of certain principal diagnosis types	2.15.20: U50-U98 - Codes for special purposes: The number of inpatient admissions in respect of certain principal diagnosis types is not less than or equal to the number of inpatient days admitted in respect of certain principal diagnosis types
2.15.21	2.15.21: Z00-Z99 - Factors influencing health status and contact with health services: The number of beneficiaries admitted as inpatients in respect of certain principal diagnosis types must be <= than the number of inpatient admissions in respect of certain principal diagnosis types	2.15.21: Z00-Z99 - Factors influencing health status and contact with health services: The number of beneficiaries admitted as inpatients in respect of certain principal diagnosis types is not less than or equal to the number of inpatient admissions in respect of certain principal diagnosis types
2.15.21	The number of beneficiaries who was admitted as inpatients at least once in respect of certain principal diagnosis types must be <= total number of beneficiaries as at the 31st December (2.1.2) or <= the average number of beneficiaries as at the 31st December (2.2.13).	2.15.21. The number of beneficiaries who was admitted as inpatients at least once in respect of certain principal diagnosis types is either not less than or equal to the total number of beneficiaries as at the 31st December (2.1.2) or is not less than or equal to the average number of beneficiaries as at the 31st December (2.2.13).
2.15.21	2.15.21: Z00-Z99 - Factors influencing health status and contact with health services: The number of inpatient admissions in respect of certain principal diagnosis types must be <= than the number of inpatient days admitted in respect of certain principal diagnosis types	2.15.21: Z00-Z99 - Factors influencing health status and contact with health services: The number of inpatient admissions in respect of certain principal diagnosis types is not less than or equal to the number of inpatient days admitted in respect of certain principal diagnosis types
2.15.22	2.15.22: - Not reported: The number of beneficiaries admitted as inpatients in respect of certain principal diagnosis types must be <= than the number of inpatient admissions in respect of certain principal diagnosis types	2.15.22: - Not reported: The number of beneficiaries admitted as inpatients in respect of certain principal diagnosis types is not less than or equal to the number of inpatient admissions in respect of certain principal diagnosis types
2.15.22	The number of beneficiaries who was admitted as inpatients at least once in respect of certain principal diagnosis types must be <= total number of beneficiaries as at the 31st December (2.1.2) or <= the average number of beneficiaries as at the 31st December (2.2.13).	2.15.22. The number of beneficiaries who was admitted as inpatients at least once in respect of certain principal diagnosis types is either not less than or equal to the total number of beneficiaries as at the 31st December (2.1.2) or is not less than or equal to the average number of beneficiaries as at the 31st December (2.2.13).
2.15.22	2.15.22: - Not reported: The number of inpatient admissions in respect of certain principal diagnosis types must be <= than the number of inpatient days admitted in respect of certain principal diagnosis types	2.15.22: - Not reported: The number of inpatient admissions in respect of certain principal diagnosis types is not less than or equal to the number of inpatient days admitted in respect of certain principal diagnosis types
2.15	If the number of members at the end of January in part 2.2.1 >0, then the total number of beneficiaries admitted as inpatients in respect of certain principal diagnosis types should not be equal to zero. (2.15.23 > 0)	2.15: The total number of beneficiaries admitted as inpatients in respect of certain principal diagnosis types should not be equal to zero.
2.15	If the number of members at the end of January in part 2.2.1 >0, then the total number of inpatient admissions in respect of certain principal diagnosis types should not be equal to zero. (2.15.23 > 0)	2.15: The total number of inpatient admissions in respect of certain principal diagnosis types should not be equal to zero.
2.15	If the number of members at the end of January in part 2.2.1 >0, then the total number of inpatient days admitted in respect of certain principal diagnosis types should not be equal to zero. (2.15.23 > 0)	2.15: The total number of inpatient days admitted in respect of certain principal diagnosis types should not be equal to zero.
3.1	Part 3.1.1 - General Practitioners: Total amount charged by supplier must be >= {Risk amount paid by scheme + Savings amount paid by scheme on behalf of member + Amount paid by member + Discount received}	Part 3.1.1 - General Practitioners: Total amount charged by supplier is not greater than or equal to {Risk amount paid by scheme + Savings amount paid by scheme on behalf of member + Amount paid by member + Discount received}
3.1	Part 3.1.2 - Medical Specialists: Total amount charged by supplier must be >= {Risk amount paid by scheme + Savings amount paid by scheme on behalf of member + Amount paid by member + Discount received}	Part 3.1.2 - Medical Specialists: Total amount charged by supplier is not greater than or equal to {Risk amount paid by scheme + Savings amount paid by scheme on behalf of member + Amount paid by member + Discount received}

Validation rules for the 2013 Annual Statutory Return

[illegible]

Validation rules for the 2013 Annual Statutory Return

Part	Description	Validation rule words
3.1	Part 3.1.6.2.1.4 - Equipment Fees: Total amount charged by supplier must be \geq {Risk amount paid by scheme + Savings amount paid by scheme on behalf of member + Amount paid by member + Discount received}	Part 3.1.6.2.1.4 - Equipment Fees: Total amount charged by supplier is not greater than or equal to {Risk amount paid by scheme + Savings amount paid by scheme on behalf of member + Amount paid by member + Discount received}
3.1	Part 3.1.6.2.1.5 - Procedure Fees: Total amount charged by supplier must be \geq {Risk amount paid by scheme + Savings amount paid by scheme on behalf of member + Amount paid by member + Discount received}	Part 3.1.6.2.1.5 - Procedure Fees: Total amount charged by supplier is not greater than or equal to {Risk amount paid by scheme + Savings amount paid by scheme on behalf of member + Amount paid by member + Discount received}
3.1	Part 3.1.6.2.1.6 - Medicines dispensed: Total amount charged by supplier must be \geq {Risk amount paid by scheme + Savings amount paid by scheme on behalf of member + Amount paid by member + Discount received}	Part 3.1.6.2.1.6 - Medicines dispensed: Total amount charged by supplier is not greater than or equal to {Risk amount paid by scheme + Savings amount paid by scheme on behalf of member + Amount paid by member + Discount received}
3.1	Part 3.1.6.2.1.7 - Other (specify): Total amount charged by supplier must be \geq {Risk amount paid by scheme + Savings amount paid by scheme on behalf of member + Amount paid by member + Discount received}	Part 3.1.6.2.1.7 - Other (specify): Total amount charged by supplier is not greater than or equal to {Risk amount paid by scheme + Savings amount paid by scheme on behalf of member + Amount paid by member + Discount received}
3.1	Part 3.1.6.2.2.1 - Staff model-hospital care: Total amount charged by supplier must be \geq {Risk amount paid by scheme + Savings amount paid by scheme on behalf of member + Amount paid by member + Discount received}	Part 3.1.6.2.2.1 - Staff model-hospital care: Total amount charged by supplier is not greater than or equal to {Risk amount paid by scheme + Savings amount paid by scheme on behalf of member + Amount paid by member + Discount received}
3.1	Part 3.1.6.2.2.2 - Global fee: Total amount charged by supplier must be \geq {Risk amount paid by scheme + Savings amount paid by scheme on behalf of member + Amount paid by member + Discount received}	Part 3.1.6.2.2.2 - Global fee: Total amount charged by supplier is not greater than or equal to {Risk amount paid by scheme + Savings amount paid by scheme on behalf of member + Amount paid by member + Discount received}
3.1	Part 3.1.6.2.2.3 - Per diem fee: Total amount charged by supplier must be \geq {Risk amount paid by scheme + Savings amount paid by scheme on behalf of member + Amount paid by member + Discount received}	Part 3.1.6.2.2.3 - Per diem fee: Total amount charged by supplier is not greater than or equal to {Risk amount paid by scheme + Savings amount paid by scheme on behalf of member + Amount paid by member + Discount received}
3.1	Part 3.1.6.2.2.4 - Hospital network: Total amount charged by supplier must be \geq {Risk amount paid by scheme + Savings amount paid by scheme on behalf of member + Amount paid by member + Discount received}	Part 3.1.6.2.2.4 - Hospital network: Total amount charged by supplier is not greater than or equal to {Risk amount paid by scheme + Savings amount paid by scheme on behalf of member + Amount paid by member + Discount received}
3.1	Part 3.1.6.2.2.5 - Other (specify): Total amount charged by supplier must be \geq {Risk amount paid by scheme + Savings amount paid by scheme on behalf of member + Amount paid by member + Discount received}	Part 3.1.6.2.2.5 - Other (specify): Total amount charged by supplier is not greater than or equal to {Risk amount paid by scheme + Savings amount paid by scheme on behalf of member + Amount paid by member + Discount received}
3.1	Part 3.1.6.3.1 - Ward Fees: Total amount charged by supplier must be \geq {Risk amount paid by scheme + Savings amount paid by scheme on behalf of member + Amount paid by member + Discount received}	Part 3.1.6.3.1 - Ward Fees: Total amount charged by supplier is not greater than or equal to {Risk amount paid by scheme + Savings amount paid by scheme on behalf of member + Amount paid by member + Discount received}
3.1	Part 3.1.6.3.2 - Theatre Fees: Total amount charged by supplier must be \geq {Risk amount paid by scheme + Savings amount paid by scheme on behalf of member + Amount paid by member + Discount received}	Part 3.1.6.3.2 - Theatre Fees: Total amount charged by supplier is not greater than or equal to {Risk amount paid by scheme + Savings amount paid by scheme on behalf of member + Amount paid by member + Discount received}
3.1	Part 3.1.6.3.3 - Consumables: Total amount charged by supplier must be \geq {Risk amount paid by scheme + Savings amount paid by scheme on behalf of member + Amount paid by member + Discount received}	Part 3.1.6.3.3 - Consumables: Total amount charged by supplier is not greater than or equal to {Risk amount paid by scheme + Savings amount paid by scheme on behalf of member + Amount paid by member + Discount received}
1.4	If "no" selected in nr. 4, full details need to be provided	Part 1.4.4: Details were not provided
1.4	If "no" selected in nr. 5, full details need to be provided	Part 1.4.5: Details were not provided
1.4	If "yes" selected in nr. 6 a ii), the name of the co-administrator should be provided in part 1.1.6	Part 1.4.6 a ii: In the event that the scheme has entered in a contract with a co-administrator, the co-administrator's name should be updated in part 1.1.
1.4	If "yes" selected in nr. 6 a iii), names of third parties should be specified	Part 1.4.6 a iii: Details were not provided
1.4	If "yes" selected in nr. 6b, details need to be provided	Part 1.4.6b: Details were not provided

Validation rules for the 2013 Annual Statutory Return

[illegible]

Validation rules for the 2013 Annual Statutory Return

[illegible]

Validation rules for the 2013 Annual Statutory Return

[illegible]

Validation rules for the 2013 Annual Statutory Return

Part	Description	Validation rule words
3.2	Part 3.2.28 - Other Medical or Clinical Support Specialists (specify): Total amount charged by supplier must be >= {Risk amount paid by scheme + Savings amount paid by scheme on behalf of member + Amount paid by member + Discount received}	Part 3.2.28 - Other Medical or Clinical Support Specialists (specify): Total amount charged by supplier is not greater than or equal to {Risk amount paid by scheme + Savings amount paid by scheme on behalf of member + Amount paid by member + Discount received}
3.2	Part 3.2.30 - Dental Therapists (95): Total amount charged by supplier must be >= {Risk amount paid by scheme + Savings amount paid by scheme on behalf of member + Amount paid by member + Discount received}	Part 3.2.30 - Dental Therapists (95): Total amount charged by supplier is not greater than or equal to {Risk amount paid by scheme + Savings amount paid by scheme on behalf of member + Amount paid by member + Discount received}
3.2	Part 3.2.31 - Dental Technicians (93): Total amount charged by supplier must be >= {Risk amount paid by scheme + Savings amount paid by scheme on behalf of member + Amount paid by member + Discount received}	Part 3.2.31 - Dental Technicians (93): Total amount charged by supplier is not greater than or equal to {Risk amount paid by scheme + Savings amount paid by scheme on behalf of member + Amount paid by member + Discount received}
3.2	Part 3.2.32 - Maxilla, Facial & Oral Surgeons (62): Total amount charged by supplier must be >= {Risk amount paid by scheme + Savings amount paid by scheme on behalf of member + Amount paid by member + Discount received}	Part 3.2.32 - Maxilla, Facial & Oral Surgeons (62): Total amount charged by supplier is not greater than or equal to {Risk amount paid by scheme + Savings amount paid by scheme on behalf of member + Amount paid by member + Discount received}
3.2	Part 3.2.33 - Oral Pathologists (98): Total amount charged by supplier must be >= {Risk amount paid by scheme + Savings amount paid by scheme on behalf of member + Amount paid by member + Discount received}	Part 3.2.33 - Oral Pathologists (98): Total amount charged by supplier is not greater than or equal to {Risk amount paid by scheme + Savings amount paid by scheme on behalf of member + Amount paid by member + Discount received}
3.2	Part 3.2.34 - Orthodontists (64): Total amount charged by supplier must be >= {Risk amount paid by scheme + Savings amount paid by scheme on behalf of member + Amount paid by member + Discount received}	Part 3.2.34 - Orthodontists (64): Total amount charged by supplier is not greater than or equal to {Risk amount paid by scheme + Savings amount paid by scheme on behalf of member + Amount paid by member + Discount received}
3.2	Part 3.2.35 - Periodontists (92): Total amount charged by supplier must be >= {Risk amount paid by scheme + Savings amount paid by scheme on behalf of member + Amount paid by member + Discount received}	Part 3.2.35 - Periodontists (92): Total amount charged by supplier is not greater than or equal to {Risk amount paid by scheme + Savings amount paid by scheme on behalf of member + Amount paid by member + Discount received}
3.2	Part 3.2.36 - Prosthodontists (94): Total amount charged by supplier must be >= {Risk amount paid by scheme + Savings amount paid by scheme on behalf of member + Amount paid by member + Discount received}	Part 3.2.36 - Prosthodontists (94): Total amount charged by supplier is not greater than or equal to {Risk amount paid by scheme + Savings amount paid by scheme on behalf of member + Amount paid by member + Discount received}
3.3	Part 3.3.1 - Art Therapists (67): Total amount charged by supplier must be >= {Risk amount paid by scheme + Savings amount paid by scheme on behalf of member + Amount paid by member}	Part 3.3.1 - Art Therapists (67): Total amount charged by supplier is not greater than or equal to {Risk amount paid by scheme + Savings amount paid by scheme on behalf of member + Amount paid by member}
3.3	Part 3.3.2 - Audiologists (82): Total amount charged by supplier must be >= {Risk amount paid by scheme + Savings amount paid by scheme on behalf of member + Amount paid by member + Discount received}	Part 3.3.2 - Audiologists (82): Total amount charged by supplier is not greater than or equal to {Risk amount paid by scheme + Savings amount paid by scheme on behalf of member + Amount paid by member + Discount received}
3.3	Part 3.3.3 - Biokineticists (75-009): Total amount charged by supplier must be >= {Risk amount paid by scheme + Savings amount paid by scheme on behalf of member + Amount paid by member + Discount received}	Part 3.3.3 - Biokineticists (75-009): Total amount charged by supplier is not greater than or equal to {Risk amount paid by scheme + Savings amount paid by scheme on behalf of member + Amount paid by member + Discount received}
3.3	Part 3.3.4 - Clinical / Medical / Laboratory Technologists (75): Total amount charged by supplier must be >= {Risk amount paid by scheme + Savings amount paid by scheme on behalf of member + Amount paid by member + Discount received}	Part 3.3.4 - Clinical / Medical / Laboratory Technologists (75): Total amount charged by supplier is not greater than or equal to {Risk amount paid by scheme + Savings amount paid by scheme on behalf of member + Amount paid by member + Discount received}
3.3	Part 3.3.5 - Dieticians (84): Total amount charged by supplier must be >= {Risk amount paid by scheme + Savings amount paid by scheme on behalf of member + Amount paid by member + Discount received}	Part 3.3.5 - Dieticians (84): Total amount charged by supplier is not greater than or equal to {Risk amount paid by scheme + Savings amount paid by scheme on behalf of member + Amount paid by member + Discount received}

Validation rules for the 2013 Annual Statutory Return

[illegible]

Validation rules for the 2013 Annual Statutory Return

Part	Description	Validation rule words
3.3	Part 3.3.19 - Acupuncturists & Chinese Medicine Practitioners (105): Total amount charged by supplier must be >= {Risk amount paid by scheme + Savings amount paid by scheme on behalf of member + Amount paid by member + Discount received}	Part 3.3.19 - Acupuncturists & Chinese Medicine Practitioners (105): Total amount charged by supplier is not greater than or equal to {Risk amount paid by scheme + Savings amount paid by scheme on behalf of member + Amount paid by member + Discount received}
3.3	Part 3.3.20 - Ayurvedic Practitioners (104): Total amount charged by supplier must be >= {Risk amount paid by scheme + Savings amount paid by scheme on behalf of member + Amount paid by member + Discount received}	Part 3.3.20 - Ayurvedic Practitioners (104): Total amount charged by supplier is not greater than or equal to {Risk amount paid by scheme + Savings amount paid by scheme on behalf of member + Amount paid by member + Discount received}
3.3	Part 3.3.21 - Chiropractors & Osteopaths (04 & 102): Total amount charged by supplier must be >= {Risk amount paid by scheme + Savings amount paid by scheme on behalf of member + Amount paid by member + Discount received}	Part 3.3.21 - Chiropractors & Osteopaths (04 & 102): Total amount charged by supplier is not greater than or equal to {Risk amount paid by scheme + Savings amount paid by scheme on behalf of member + Amount paid by member + Discount received}
3.3	Part 3.3.22 - Homeopaths (08): Total amount charged by supplier must be >= {Risk amount paid by scheme + Savings amount paid by scheme on behalf of member + Amount paid by member + Discount received}	Part 3.3.22 - Homeopaths (08): Total amount charged by supplier is not greater than or equal to {Risk amount paid by scheme + Savings amount paid by scheme on behalf of member + Amount paid by member + Discount received}
3.3	Part 3.3.23 - Naturopaths & Phytotherapists (101 & 103): Total amount charged by supplier must be >= {Risk amount paid by scheme + Savings amount paid by scheme on behalf of member + Amount paid by member + Discount received}	Part 3.3.23 - Naturopaths & Phytotherapists (101 & 103): Total amount charged by supplier is not greater than or equal to {Risk amount paid by scheme + Savings amount paid by scheme on behalf of member + Amount paid by member + Discount received}
3.3	Part 3.3.24 - Therapeutic Aromatherapists (106) / Reflexologists (108) / Massage (107): Total amount charged by supplier must be >= {Risk amount paid by scheme + Savings amount paid by scheme on behalf of member + Amount paid by member + Discount received}	Part 3.3.24 - Therapeutic Aromatherapists (106) / Reflexologists (108) / Massage (107): Total amount charged by supplier is not greater than or equal to {Risk amount paid by scheme + Savings amount paid by scheme on behalf of member + Amount paid by member + Discount received}
3.3	Part 3.3.25 - Other Supplementary & Allied Health Professionals (specify): Total amount charged by supplier must be >= {Risk amount paid by scheme + Savings amount paid by scheme on behalf of member + Amount paid by member + Discount received}	Part 3.3.25 - Other Supplementary & Allied Health Professionals (specify): Total amount charged by supplier is not greater than or equal to {Risk amount paid by scheme + Savings amount paid by scheme on behalf of member + Amount paid by member + Discount received}
3.4	Part 3.4.1 - Ambulance Services - Basic Life Support (13): Total amount charged by supplier must be >= {Risk amount paid by scheme + Savings amount paid by scheme on behalf of member + Amount paid by member}	Part 3.4.1 - Ambulance Services - Basic Life Support (13): Total amount charged by supplier is not greater than or equal to {Risk amount paid by scheme + Savings amount paid by scheme on behalf of member + Amount paid by member}
3.4	Part 3.4.2 - Ambulance Services - Intermediate Life Support (11): Total amount charged by supplier must be >= {Risk amount paid by scheme + Savings amount paid by scheme on behalf of member + Amount paid by member + Discount received}	Part 3.4.2 - Ambulance Services - Intermediate Life Support (11): Total amount charged by supplier is not greater than or equal to {Risk amount paid by scheme + Savings amount paid by scheme on behalf of member + Amount paid by member + Discount received}
3.4	Part 3.4.3 - Ambulance Services - Advanced Life Support (09): Total amount charged by supplier must be >= {Risk amount paid by scheme + Savings amount paid by scheme on behalf of member + Amount paid by member + Discount received}	Part 3.4.3 - Ambulance Services - Advanced Life Support (09): Total amount charged by supplier is not greater than or equal to {Risk amount paid by scheme + Savings amount paid by scheme on behalf of member + Amount paid by member + Discount received}
3.4	Part 3.4.4 - Blood and Blood Product Couriers (03): Total amount charged by supplier must be >= {Risk amount paid by scheme + Savings amount paid by scheme on behalf of member + Amount paid by member + Discount received}	Part 3.4.4 - Blood and Blood Product Couriers (03): Total amount charged by supplier is not greater than or equal to {Risk amount paid by scheme + Savings amount paid by scheme on behalf of member + Amount paid by member + Discount received}

Validation rules for the 2013 Annual Statutory Return

Part	Description	Validation rule words
3.4	Part 3.4.5 - Blood Transfusion Services (78): Total amount charged by supplier must be \geq {Risk amount paid by scheme + Savings amount paid by scheme on behalf of member + Amount paid by member + Discount received}	Part 3.4.5 - Blood Transfusion Services (78): Total amount charged by supplier is not greater than or equal to {Risk amount paid by scheme + Savings amount paid by scheme on behalf of member + Amount paid by member + Discount received}
3.4	Part 3.4.6 - Clinical Services - Oxygen Supplier (90-001): Total amount charged by supplier must be \geq {Risk amount paid by scheme + Savings amount paid by scheme on behalf of member + Amount paid by member + Discount received}	Part 3.4.6 - Clinical Services - Oxygen Supplier (90-001): Total amount charged by supplier is not greater than or equal to {Risk amount paid by scheme + Savings amount paid by scheme on behalf of member + Amount paid by member + Discount received}
3.4	Part 3.4.7 - Clinical Services - Appliance Supplier (90-002/007/013/014): Total amount charged by supplier must be \geq {Risk amount paid by scheme + Savings amount paid by scheme on behalf of member + Amount paid by member + Discount received}	Part 3.4.7 - Clinical Services - Appliance Supplier (90-002/007/013/014): Total amount charged by supplier is not greater than or equal to {Risk amount paid by scheme + Savings amount paid by scheme on behalf of member + Amount paid by member + Discount received}
3.4	Part 3.4.8 - Clinical Services - Prosthetic Supplier (90-003/004/005/006): Total amount charged by supplier must be \geq {Risk amount paid by scheme + Savings amount paid by scheme on behalf of member + Amount paid by member + Discount received}	Part 3.4.8 - Clinical Services - Prosthetic Supplier (90-003/004/005/006): Total amount charged by supplier is not greater than or equal to {Risk amount paid by scheme + Savings amount paid by scheme on behalf of member + Amount paid by member + Discount received}
3.4	Part 3.4.9 - Clinical Services - Other (90-008/009/010/011/012): Total amount charged by supplier must be \geq {Risk amount paid by scheme + Savings amount paid by scheme on behalf of member + Amount paid by member + Discount received}	Part 3.4.9 - Clinical Services - Other (90-008/009/010/011/012): Total amount charged by supplier is not greater than or equal to {Risk amount paid by scheme + Savings amount paid by scheme on behalf of member + Amount paid by member + Discount received}
3.4	Part 3.4.10 - Community Health Services (97): Total amount charged by supplier must be \geq {Risk amount paid by scheme + Savings amount paid by scheme on behalf of member + Amount paid by member + Discount received}	Part 3.4.10 - Community Health Services (97): Total amount charged by supplier is not greater than or equal to {Risk amount paid by scheme + Savings amount paid by scheme on behalf of member + Amount paid by member + Discount received}
3.4	Part 3.4.11 - Drug and Alcohol Rehabilitation (47): Total amount charged by supplier must be \geq {Risk amount paid by scheme + Savings amount paid by scheme on behalf of member + Amount paid by member + Discount received}	Part 3.4.11 - Drug and Alcohol Rehabilitation (47): Total amount charged by supplier is not greater than or equal to {Risk amount paid by scheme + Savings amount paid by scheme on behalf of member + Amount paid by member + Discount received}
3.4	Part 3.4.12 - Group Practice (50): Total amount charged by supplier must be \geq {Risk amount paid by scheme + Savings amount paid by scheme on behalf of member + Amount paid by member + Discount received}	Part 3.4.12 - Group Practice (50): Total amount charged by supplier is not greater than or equal to {Risk amount paid by scheme + Savings amount paid by scheme on behalf of member + Amount paid by member + Discount received}
3.4	Part 3.4.13 - Hospice (79): Total amount charged by supplier must be \geq {Risk amount paid by scheme + Savings amount paid by scheme on behalf of member + Amount paid by member + Discount received}	Part 3.4.13 - Hospice (79): Total amount charged by supplier is not greater than or equal to {Risk amount paid by scheme + Savings amount paid by scheme on behalf of member + Amount paid by member + Discount received}
3.4	Part 3.4.14 - Mental Health Institutions (55): Total amount charged by supplier must be \geq {Risk amount paid by scheme + Savings amount paid by scheme on behalf of member + Amount paid by member + Discount received}	Part 3.4.14 - Mental Health Institutions (55): Total amount charged by supplier is not greater than or equal to {Risk amount paid by scheme + Savings amount paid by scheme on behalf of member + Amount paid by member + Discount received}
3.4	Part 3.4.15 - Sub Acute Facilities/Step Down Facilities (49): Total amount charged by supplier must be \geq {Risk amount paid by scheme + Savings amount paid by scheme on behalf of member + Amount paid by member + Discount received}	Part 3.4.15 - Sub Acute Facilities/Step Down Facilities (49): Total amount charged by supplier is not greater than or equal to {Risk amount paid by scheme + Savings amount paid by scheme on behalf of member + Amount paid by member + Discount received}
3.4	Part 3.4.16 - Other Benefit Services (specify): Total amount charged by supplier must be \geq {Risk amount paid by scheme + Savings amount paid by scheme on behalf of member + Amount paid by member + Discount received}	Part 3.4.16 - Other Benefit Services (specify): Total amount charged by supplier is not greater than or equal to {Risk amount paid by scheme + Savings amount paid by scheme on behalf of member + Amount paid by member + Discount received}

Validation rules for the 2013 Annual Statutory Return

Part	Description	Validation rule words
3.5.1	Part 3.5.1: A00–B99 - Certain infectious and parasitic diseases: Total amount charged by supplier must be >= {Risk amount paid by scheme + Savings amount paid by scheme on behalf of member + Amount paid by member}	Part 3.5.1: A00–B99 - Certain infectious and parasitic diseases: Total amount charged by supplier is not greater than or equal to {Risk amount paid by scheme + Savings amount paid by scheme on behalf of member + Amount paid by member}
3.5.2	Part 3.5.2: C00–D48 - Neoplasms: Total amount charged by supplier must be >= {Risk amount paid by scheme + Savings amount paid by scheme on behalf of member + Amount paid by member}	Part 3.5.2: C00–D48 - Neoplasms: Total amount charged by supplier is not greater than or equal to {Risk amount paid by scheme + Savings amount paid by scheme on behalf of member + Amount paid by member}
3.5.3	Part 3.5.3: D50–D89 - Diseases of the blood and blood-forming organs and certain disorders involving the immune mechanism: Total amount charged by supplier must be >= {Risk amount paid by scheme + Savings amount paid by scheme on behalf of member + Amount paid by member}	Part 3.5.3: D50–D89 - Diseases of the blood and blood-forming organs and certain disorders involving the immune mechanism: Total amount charged by supplier is not greater than or equal to {Risk amount paid by scheme + Savings amount paid by scheme on behalf of member + Amount paid by member}
3.5.4	Part 3.5.4: E00–E90 - Endocrine, nutritional and metabolic diseases: Total amount charged by supplier must be >= {Risk amount paid by scheme + Savings amount paid by scheme on behalf of member + Amount paid by member}	Part 3.5.4: E00–E90 - Endocrine, nutritional and metabolic diseases: Total amount charged by supplier is not greater than or equal to {Risk amount paid by scheme + Savings amount paid by scheme on behalf of member + Amount paid by member}
3.5.5	Part 3.5.5: F00–F99 - Mental and behavioural disorders: Total amount charged by supplier must be >= {Risk amount paid by scheme + Savings amount paid by scheme on behalf of member + Amount paid by member}	Part 3.5.5: F00–F99 - Mental and behavioural disorders: Total amount charged by supplier is not greater than or equal to {Risk amount paid by scheme + Savings amount paid by scheme on behalf of member + Amount paid by member}
3.5.6	Part 3.5.6: G00–G99 - Diseases of the nervous system: Total amount charged by supplier must be >= {Risk amount paid by scheme + Savings amount paid by scheme on behalf of member + Amount paid by member}	Part 3.5.6: G00–G99 - Diseases of the nervous system: Total amount charged by supplier is not greater than or equal to {Risk amount paid by scheme + Savings amount paid by scheme on behalf of member + Amount paid by member}
3.5.7	Part 3.5.7: H00–H59 - Diseases of the eye and adnexa: Total amount charged by supplier must be >= {Risk amount paid by scheme + Savings amount paid by scheme on behalf of member + Amount paid by member}	Part 3.5.7: H00–H59 - Diseases of the eye and adnexa: Total amount charged by supplier is not greater than or equal to {Risk amount paid by scheme + Savings amount paid by scheme on behalf of member + Amount paid by member}
3.5.8	Part 3.5.8: H60–H95 - Diseases of the ear and mastoid process: Total amount charged by supplier must be >= {Risk amount paid by scheme + Savings amount paid by scheme on behalf of member + Amount paid by member}	Part 3.5.8: H60–H95 - Diseases of the ear and mastoid process: Total amount charged by supplier is not greater than or equal to {Risk amount paid by scheme + Savings amount paid by scheme on behalf of member + Amount paid by member}
3.5.9	Part 3.5.9: I00–I99 - Diseases of the circulatory system: Total amount charged by supplier must be >= {Risk amount paid by scheme + Savings amount paid by scheme on behalf of member + Amount paid by member}	Part 3.5.9: I00–I99 - Diseases of the circulatory system: Total amount charged by supplier is not greater than or equal to {Risk amount paid by scheme + Savings amount paid by scheme on behalf of member + Amount paid by member}
3.5.10	Part 3.5.10: J00–J99 - Diseases of the respiratory system: Total amount charged by supplier must be >= {Risk amount paid by scheme + Savings amount paid by scheme on behalf of member + Amount paid by member}	Part 3.5.10: J00–J99 - Diseases of the respiratory system: Total amount charged by supplier is not greater than or equal to {Risk amount paid by scheme + Savings amount paid by scheme on behalf of member + Amount paid by member}
3.5.11	Part 3.5.11: K00–K93 - Diseases of the digestive system: Total amount charged by supplier must be >= {Risk amount paid by scheme + Savings amount paid by scheme on behalf of member + Amount paid by member}	Part 3.5.11: K00–K93 - Diseases of the digestive system: Total amount charged by supplier is not greater than or equal to {Risk amount paid by scheme + Savings amount paid by scheme on behalf of member + Amount paid by member}
3.5.12	Part 3.5.12: L00–L99 - Diseases of the skin and subcutaneous tissue: Total amount charged by supplier must be >= {Risk amount paid by scheme + Savings amount paid by scheme on behalf of member + Amount paid by member}	Part 3.5.12: L00–L99 - Diseases of the skin and subcutaneous tissue: Total amount charged by supplier is not greater than or equal to {Risk amount paid by scheme + Savings amount paid by scheme on behalf of member + Amount paid by member}
3.5.13	Part 3.5.13: M00–M99 - Diseases of the musculoskeletal system and connective tissue: Total amount charged by supplier must be >= {Risk amount paid by scheme + Savings amount paid by scheme on behalf of member + Amount paid by member}	Part 3.5.13: M00–M99 - Diseases of the musculoskeletal system and connective tissue: Total amount charged by supplier is not greater than or equal to {Risk amount paid by scheme + Savings amount paid by scheme on behalf of member + Amount paid by member}

Validation rules for the 2013 Annual Statutory Return

Part	Description	Validation rule words
3.5.14	Part 3.5.14: N00–N99 - Diseases of the genitourinary system: Total amount charged by supplier must be \geq {Risk amount paid by scheme + Savings amount paid by scheme on behalf of member + Amount paid by member}	Part 3.5.14: N00–N99 - Diseases of the genitourinary system: Total amount charged by supplier is not greater than or equal to {Risk amount paid by scheme + Savings amount paid by scheme on behalf of member + Amount paid by member}
3.5.15	Part 3.5.15: O00–O99 - Pregnancy, childbirth and the puerperium: Total amount charged by supplier must be \geq {Risk amount paid by scheme + Savings amount paid by scheme on behalf of member + Amount paid by member}	Part 3.5.15: O00–O99 - Pregnancy, childbirth and the puerperium: Total amount charged by supplier is not greater than or equal to {Risk amount paid by scheme + Savings amount paid by scheme on behalf of member + Amount paid by member}
3.5.16	Part 3.5.16: P00–P96 - Certain conditions originating in the perinatal period: Total amount charged by supplier must be \geq {Risk amount paid by scheme + Savings amount paid by scheme on behalf of member + Amount paid by member}	Part 3.5.16: P00–P96 - Certain conditions originating in the perinatal period: Total amount charged by supplier is not greater than or equal to {Risk amount paid by scheme + Savings amount paid by scheme on behalf of member + Amount paid by member}
3.5.17	Part 3.5.17: Q00–Q99 - Congenital malformations, deformations and chromosomal abnormalities: Total amount charged by supplier must be \geq {Risk amount paid by scheme + Savings amount paid by scheme on behalf of member + Amount paid by member}	Part 3.5.17: Q00–Q99 - Congenital malformations, deformations and chromosomal abnormalities: Total amount charged by supplier is not greater than or equal to {Risk amount paid by scheme + Savings amount paid by scheme on behalf of member + Amount paid by member}
3.5.18	Part 3.5.18: R00–R99 - Symptoms, signs and abnormal clinical and laboratory findings, not elsewhere classified: Total amount charged by supplier must be \geq {Risk amount paid by scheme + Savings amount paid by scheme on behalf of member + Amount paid by member}	Part 3.5.18: R00–R99 - Symptoms, signs and abnormal clinical and laboratory findings, not elsewhere classified: Total amount charged by supplier is not greater than or equal to {Risk amount paid by scheme + Savings amount paid by scheme on behalf of member + Amount paid by member}
3.5.19	Part 3.5.19: S00–T98 - Injury, poisoning and certain other consequences of external causes: Total amount charged by supplier must be \geq {Risk amount paid by scheme + Savings amount paid by scheme on behalf of member + Amount paid by member}	Part 3.5.19: S00–T98 - Injury, poisoning and certain other consequences of external causes: Total amount charged by supplier is not greater than or equal to {Risk amount paid by scheme + Savings amount paid by scheme on behalf of member + Amount paid by member}
3.5.20	Part 3.5.20: U50–U98 - Codes for special purposes: Total amount charged by supplier must be \geq {Risk amount paid by scheme + Savings amount paid by scheme on behalf of member + Amount paid by member}	Part 3.5.20: U50–U98 - Codes for special purposes: Total amount charged by supplier is not greater than or equal to {Risk amount paid by scheme + Savings amount paid by scheme on behalf of member + Amount paid by member}
3.5.21	Part 3.5.21: Z00–Z99 - Factors influencing health status and contact with health services: Total amount charged by supplier must be \geq {Risk amount paid by scheme + Savings amount paid by scheme on behalf of member + Amount paid by member}	Part 3.5.21: Z00–Z99 - Factors influencing health status and contact with health services: Total amount charged by supplier is not greater than or equal to {Risk amount paid by scheme + Savings amount paid by scheme on behalf of member + Amount paid by member}
3.5.22	Part 3.5.22: - Not reported: Total amount charged by supplier must be \geq {Risk amount paid by scheme + Savings amount paid by scheme on behalf of member + Amount paid by member}	Part 3.5.22: - Not reported: Total amount charged by supplier is not greater than or equal to {Risk amount paid by scheme + Savings amount paid by scheme on behalf of member + Amount paid by member}
3.5	If the number of members at the end of January in part 2.2.1 >0 , then the total amount charged by suppliers in respect of certain principal diagnosis types should not be equal to zero. (3.5.23 >0)	3.5: The total amount charged by suppliers in respect of certain principal diagnosis types should not be equal to zero.
3.5	3.5.23 - The total amount charged by suppliers in respect of certain principal diagnosis types \leq to 3.1.11 - The total amount charged by suppliers in respect of total benefits. (3.5.23 \leq 3.1.11)	The total amount charged by suppliers in respect of certain principal diagnosis types in part 3.5.23 should be less than or equal to the total amount charged by suppliers in respect of total benefits in part 3.1.11.
3.6	Part 3.6.1: Consumables: General Practitioners - Total amount charged by supplier must be \geq {Risk amount paid by scheme + Savings amount paid by scheme on behalf of member + Amount paid by member + Discount received}	Part 3.6.1: Consumables: General Practitioners - Total amount charged by supplier is not greater than or equal to {Risk amount paid by scheme + Savings amount paid by scheme on behalf of member + Amount paid by member + Discount received}

Validation rules for the 2013 Annual Statutory Return

[illegible]

Validation rules for the 2013 Annual Statutory Return

Part	Description	Validation rule words
3.6	Part 3.6.16: Procedure Fees: Dental Specialists - Total amount charged by supplier must be \geq {Risk amount paid by scheme + Savings amount paid by scheme on behalf of member + Amount paid by member + Discount received}	Part 3.6.16: Procedure Fees: Dental Specialists - Total amount charged by supplier is not greater than or equal to {Risk amount paid by scheme + Savings amount paid by scheme on behalf of member + Amount paid by member + Discount received}
3.6	Part 3.6.17: Procedure Fees: Supplementary and Allied Health Professionals - Total amount charged by supplier must be \geq {Risk amount paid by scheme + Savings amount paid by scheme on behalf of member + Amount paid by member + Discount received}	Part 3.6.17: Procedure Fees: Supplementary and Allied Health Professionals - Total amount charged by supplier is not greater than or equal to {Risk amount paid by scheme + Savings amount paid by scheme on behalf of member + Amount paid by member + Discount received}
3.6	The sum of the Total amount charged by supplier in Part 3.6.1: Consumables: General Practitioners + Part 3.6.7: Equipment Fees: General Practitioners + Part 3.6.13: Procedure Fees: General Practitioners should be $<$ the Total amount charged by supplier in Part 3.1.1: General Practitioners	The sum of the Total amount charged by supplier in Part 3.6.1: Consumables: General Practitioners and Part 3.6.7: Equipment Fees: General Practitioners and Part 3.6.13: Procedure Fees: General Practitioners should be less than the Total amount charged by supplier in Part 3.1.1: General Practitioners
3.6	The sum of the Total amount charged by supplier in Part 3.6.2: Consumables: Medical Specialists + Part 3.6.8: Equipment Fees: Medical Specialists + Part 3.6.14: Procedure Fees: Medical Specialists should be $<$ the Total amount charged by supplier in Part 3.1.2: Medical Specialists	The sum of the Total amount charged by supplier in Part 3.6.2: Consumables: Medical Specialists and Part 3.6.8: Equipment Fees: Medical Specialists and Part 3.6.14: Procedure Fees: Medical Specialists should be less than the Total amount charged by supplier in Part 3.1.2: Medical Specialists
3.6	The sum of the Total amount charged by supplier in Part 3.6.3: Consumables: Dentists + Part 3.6.9: Equipment Fees: Dentists + Part 3.6.15: Procedure Fees: Dentists should be $<$ the Total amount charged by supplier in Part 3.1.3: Dentists	The sum of the Total amount charged by supplier in Part 3.6.3: Consumables: Dentists and Part 3.6.9: Equipment Fees: Dentists and Part 3.6.15: Procedure Fees: Dentists should be less than the Total amount charged by supplier in Part 3.1.3: Dentists
3.6	The sum of the Total amount charged by supplier in Part 3.6.4: Consumables: Dental Specialists + Part 3.6.10: Equipment Fees: Dental Specialists + Part 3.6.16: Procedure Fees: Dental Specialists should be $<$ the Total amount charged by supplier in Part 3.1.4: Dental Specialists	The sum of the Total amount charged by supplier in Part 3.6.4: Consumables: Dental Specialists and Part 3.6.10: Equipment Fees: Dental Specialists and Part 3.6.16: Procedure Fees: Dental Specialists should be less than the Total amount charged by supplier in Part 3.1.4: Dental Specialists
3.6	The sum of the Total amount charged by supplier in Part 3.6.5: Consumables: Supplementary and Allied Health Professionals + Part 3.6.11: Equipment Fees: Supplementary and Allied Health Professionals + Part 3.6.17: Procedure Fees: Supplementary and Allied Health Professionals should be $<$ the Total amount charged by supplier in Part 3.1.5: Supplementary and Allied Health Professionals	The sum of the Total amount charged by supplier in Part 3.6.5: Consumables: Supplementary and Allied Health Professionals and Part 3.6.11: Equipment Fees: Supplementary and Allied Health Professionals and Part 3.6.17: Procedure Fees: Supplementary and Allied Health Professionals should be less than the Total amount charged by supplier in Part 3.1.5: Supplementary and Allied Health Professionals
3.7	3.7.20 - Total by age band: Total > 0 and \leq 4.11.1.5 Net actual claims paid and reported (column A)	Part 3.7.20 - Total by age band: Total should be greater than zero and less than or equal to part 4.11.1.5 Column A - Net actual claims paid and reported
3.7	The reason box should be completed when Part 3.7.20 - Total PMB expenditure paid In-Hospital (Male + Female) per benefit option does not agree with the sum of part 3.8.271 - Total DTP In-Hospital Amount paid per benefit option and part 3.9.28 - Total CDL In-Hospital Amount paid per benefit option	Please provide the reasons should Part 3.7.20 - Total PMB expenditure paid In-Hospital (the sum of the Male and Female columns) per benefit option not agree with the sum of part 3.8.271 - Total DTP In-Hospital Amount paid per benefit option and part 3.9.28 - Total CDL In-Hospital Amount paid per benefit option in respect of the following benefit options (List)
3.7	The reason box should be completed when Part 3.7.20 - Total PMB expenditure paid Out-Of-Hospital (Male + Female) per benefit option does not with the sum of part 3.8.271 - Total DTP Out-Of-Hospital Amount paid per benefit option and part 3.9.28 - Total CDL Out-Of-Hospital Amount paid per benefit option	Please provide the reasons should Part 3.7.20 - Total PMB expenditure paid Out-Of-Hospital (the sum of the Male and Female columns) per benefit option not agree with the sum of part 3.8.271 - Total DTP Out-Of-Hospital Amount paid per benefit option and part 3.9.28 - Total CDL Out-Of-Hospital Amount paid per benefit option in respect of the following benefit options (List)

Validation rules for the 2013 Annual Statutory Return

Part	Description	Validation rule words
4.1	4.1.2.2 - Depreciation charges (total) *-1 = 4.16.1.14 Depreciation (current year both columns).	The total depreciation charges in part 4.1.2.2 must agree with the depreciation in part 4.16.1.14 (current year both columns).
4.1	Part 4.1: Previous year figures were restated/reclassified in line 4.1.1.1.2 or line 4.1.2.1.2.	Part 4.1: Please provide the reasons for any prior year restatements/reclassifications.
4.3(a)	4.3.3 - Personal medical savings account advances (total) = 4.5.1.15	The total personal medical savings account advances in part 4.3.3 must agree with the advances on savings plan accounts in part 4.5.1.15.
4.3(a)	4.3.4.1.1 - Share of outstanding claims provision + 4.3.4.1.2 - Share of claims reported not yet paid covered by reinsurance contracts = 4.14.3 - Provision for reinsurance claims recovered.	Part 4.3.4.1.1 - Share of outstanding claims provision + Part 4.3.4.1.2 - Share of claims reported not yet paid covered by reinsurance contracts must agree with part 4.14.3 - Provision for reinsurance claims recovered.
4.3(a)	There are values in 4.3.1.2; 4.3.1.3; 4.3.1.4; or 4.3.1.5.	Part 4.3.1: Please indicate whether the scheme has any agreements in place with employers / members to pay their contributions after 3 days of it becoming due.
4.3(a)	There are values in 4.3.1.2; 4.3.1.3; 4.3.1.4; or 4.3.1.5.	Part 4.3.1: Please indicate the remedial actions taken by the scheme where contributions were received after three days of it becoming due.
4.3(a)	There is a value in part 4.3.12.1.	Part 4.3.12.1: What is the nature of/reasons for the amount owed by the administrator?
4.3(a)	There is a value in part 4.3.12.2.	Part 4.3.12.2: What is the nature of/reasons for the amount owed by reinsurers (other than claim recoveries)?
4.3(a)	There is a value in part 4.3.12.3.	Part 4.3.12.3: What is the nature of/reasons for the amount owed by managed care organisations (other than claim recoveries)?
4.3(a)	There is a value in part 4.3.12.4.	Part 4.3.12.4: What is the nature of/reasons for the amount owed by brokers?
4.3(a)	There is a value in part 4.3.12.5.	Part 4.3.12.5: What is the nature of/reasons for the amount owed by other related parties?
4.3(b)	Part 4.3.4.1(a) Commercial reinsurance contracts = Part 4.3.1(b) Commercial reinsurance contracts	The closing balance on the commercial reinsurance contract in part 4.3.4.1(a) should agree to the closing balance on the commercial reinsurance contract in part 4.3.1(b)
4.3(b)	Part 4.3.4.2(a) Other risk transfer arrangements = Part 4.3.2(b) Other risk transfer arrangements	The closing balance on the other risk transfer arrangements in part 4.3.4.2(a) should agree to the closing balance on the other risk transfer arrangements in part 4.3.2(b)
4.5.1	4.5.1.17 - Balance of savings plan liability at the end of the year (credit balance) = 4.5.1.18 - Ageing of savings plan liability at the end of the year.	The ageing of the savings plan liability at the end of the year in part 4.5.1.18 must agree with the balance of the savings plan liability at the end of the year in part 4.5.1.17.
4.5.1	Part 4.5.1.18.2.2 > R0	Part 4.5.1.18.2.2: There are savings plan amounts due to members who resigned longer than 6 months ago. What procedures are in place to follow-up on members that need to be refunded?
4.5.1	Part 4.5.1: Previous year figures were restated/reclassified in line 4.5.2.	Part 4.5.1: Please provide the reasons for any prior year restatements/reclassifications.
4.5.2	Part 4.5.2: The personal medical savings account trust investment does not equal the trust liability in Part 4.5.1.	Part 4.5.2: Please provide detail as to why the personal medical savings account trust investment does not agree with the trust liability.
4.7	Third party administered scheme and 4.7.1.1 > R0	Part 4.7.1.1: In respect of which employees are the post retirement benefits due?
4.6	4.6.1 - Total > R0	Part 4.6: Were the borrowings that existed at year-end approved by Council?
4.8	4.8.6.1 > {4.16.1.2 (current year both columns) / 12}	Part 4.8.6.1: Administration fees owed is larger than the average fees per month.
4.8	4.8.6.3 > {(6.1.8.1 Total column * -1) / 12}	Part 4.8.6.3: Broker fees owed is larger than the average fees per month.

Validation rules for the 2013 Annual Statutory Return

Part	Description	Validation rule words
4.8	$4.8.6.4 > \{((6.1.7 \text{ Total column} * -1) + (4.13.1 \text{ Consolidated total current year})) / 12\}$	Part 4.8.6.4: Fees owed to managed care organisations are larger than the average fees per month.
4.8	If $4.8.8 > (4.8.14 \times 10\%)$	Part 4.8: What is the nature of/the reasons for the amount owed to members in line 4.8.8?
4.8	$4.8.9 > \{6.1.1 \text{ Total column} / 12\}$	Part 4.8.9: Unallocated deposits are larger than average gross contributions per month.
4.8	Lines 4.8.5 and $4.8.7 > 0$	Part 4.8: Please indicate whether the scheme obtained approval from Council to directly or indirectly borrow money, as is required by section 35(6)(c) of the Medical Schemes Act.
4.8	$4.8.1 - \text{Reported claims not yet paid} = (4.11.1.1.3 - \text{Total Direct benefits reported not yet paid} + 4.11.1.1.6 - \text{Managed care: healthcare benefits reported not yet paid (no risk transfer)})$	Reported claims not yet paid in part 4.8.1 must agree with the sum of 4.11.1.1.3 - Total Direct benefits reported not yet paid + 4.11.1.1.6 - Managed care: healthcare benefits reported not yet paid (no risk transfer).
4.9	$(4.9.3 / 4.9.1) > 10\%$ or $(4.9.3 / 4.9.1) < -10\%$	Part 4.9: Please provide reasons for any (under)/over provision which is more than 10% of the previous year's provision.
4.9	$4.9.8 - \text{Total outstanding claims provision at end of year} = 4.9.8.5 \text{ Balance at end of year.}$	The balance of the outstanding claims provision in part 4.9.8.5 must agree with the total outstanding claims provision at the end of year in part 4.9.8.
4.9	4.9.6 (Column C) Total outstanding claims provision at the end of the year (covered by commercial reinsurance contracts) = 4.3.4.1.1 (a) Commercial reinsurance contracts : Share of outstanding claims provision.	4.9.6 (Column C): The balance of the outstanding claims provision covered by commercial reinsurance contracts at the end of the year must agree with the share of outstanding claims provision (commercial reinsurance contracts) in part 4.3.4.1.1 (a).
4.9	4.9.6 (Column D) Total outstanding claims provision at the end of the year (covered by other risk transfer arrangements) = 4.3.4.2.1 (a) Other risk transfer arrangements : Share of outstanding claims provision.	4.9.6 (Column D): The balance of the outstanding claims provision covered by other risk transfer arrangements at the end of the year must agree with the share of outstanding claims provision (other risk transfer arrangements) in part 4.3.4.2.1 (a).
4.9	Part 4.9: Previous year figures were restated/reclassified in line 4.9.1.2.	Part 4.9: Please provide the reasons for any prior year restatements/reclassifications.
4.10	$4.10.1 = R0$	Part 4.10: Please provide the reasons if the gross contributions are zero.
4.11.1	If the number of beneficiaries at the end of January in part 2.2.1 > 0 , and 4.11.1.7 column C < 0 , then 4.11.1.1.2 column C > 0 .	Part 4.11.1: Although the scheme had a provision for outstanding claims in respect of related risk transfer arrangements at the end of the previous period in line 4.11.1.7, no payments in respect of this provision were accounted for in line 4.11.1.1.2.
4.11.1	4.11.1.1.3 Direct benefits reported not yet paid Columnn B \geq 4.3.4.1.2 Share of claims reported not yet paid	4.11.1.1.3 Direct benefits reported not yet paid Columnn B should be greater than or equal to 4.3.4.1.2 Share of claims reported not yet paid
4.11.1	4.11.1.1.3 Direct benefits reported not yet paid Column C= 4.3.4.2.2 Share of claims reported not yet paid	4.11.1.1.3 Direct benefits reported not yet paid Column C should agree to 4.3.4.2.2 Share of claims reported not yet paid

Validation rules for the 2013 Annual Statutory Return

Part	Description	Validation rule words
4.11.1 / 4.13	4.11.1.1.4 - (Total column) Managed care: healthcare benefits for the period (no risk transfer) + 4.11.1.1.5 - Managed care: healthcare benefits for the previous period (no risk transfer) + 4.11.1.1.6 - Managed care: healthcare benefits reported not yet paid (no transfer of risk) + 4.13.1 - Premiums/fees paid (Capitation fees) consolidated total current year >= 3.1.6.2.2.6 (risk amount paid by scheme + savings amount paid by scheme on behalf of member + discount received columns) - Sub total of managed care arrangements (in hospital benefits) + 3.1.10.4 (risk amount paid by scheme + savings amount paid by scheme on behalf of member + discount received columns) - Total managed care arrangements (out of hospital benefits).	4.11.1.1.4 - Managed care: healthcare benefits for the period (no risk transfer) + 4.11.1.1.5 - Managed care: healthcare benefits for the previous period (no risk transfer) + 4.11.1.1.6 - Managed care: healthcare benefits reported not yet paid (no transfer of risk) + 4.13.1 - Premiums/fees paid (Capitation fees) consolidated total current year must agree or should be bigger than 3.1.6.2.2.6 (risk amount paid by scheme + savings amount paid by scheme on behalf of member + discount received columns) - Sub total of managed care arrangements (in hospital benefits) + 3.1.10.4 (risk amount paid by scheme + savings amount paid by scheme on behalf of member + discount received columns) - Total managed care arrangements (out of hospital benefits).
11.1 / 1.4.6 b	If in part 1.4.6.b "yes" was selected, 4.11.1.1.4 (Total) > R0. If in part 1.4.6.b "no" was selected, 4.11.1.1.4 (Total) should be 0.	Part 1.4 question 6b "Yes" was selected, the value of part 4.11.1.1.4 should be greater than R0. If "No" was selected, no amounts should have been inputted in part 4.11.1.1.4.
4.11.1	If 4.21.3 not equal to zero, then 4.11.1.1.7 should be > 0.	Part 4.11.1: the scheme has accounted for own facilities in part 4.21, but no information was provided in line 4.11.1.1.7 in respect of services provided to members in own facilities.
4.11.1	4.11.1.5 - net actual claims paid and reported (Column B) + 4.13.1 - Premiums/fees paid (Capitation fees) [consolidated column current year] = 3.1.11 - Total benefits (risk amount paid by scheme column).	Part 4.11.1.5 - net actual claims paid and reported (Column B) plus part 4.13.1 - Premiums/fees paid (Capitation fees) [consolidated column current year] must agree with part 3.1.11 - Total benefits (risk amount paid by scheme column).
4.11.2	Part 4.11.2.12 consolidated total current year = Part 4.11.1.4 Managed care: healthcare benefits for the period (no transfer of risk) + 4.11.1.5 Managed care: healthcare benefits for the previous period (no transfer of risk) + Part 4.11.1.6 Managed care: healthcare benefits reported not yet paid (no transfer of risk)	Part 4.11.2.12 consolidated total current year must agree with the sum of Part 4.11.1.4 Managed care: healthcare benefits for the period (no transfer of risk) plus 4.11.1.5 Managed care: healthcare benefits for the previous period (no transfer of risk) plus Part 4.11.1.6 Managed care: healthcare benefits reported not yet paid (no transfer of risk)
4.11.2	Part 4.11.2: Previous year figures were restated.	Part 4.11.2: Please provide the reasons for any prior year restatements.
4.12	If 1.4.6(a)(i) = Yes, then 4.12.22 (Administrator column) > 0.	If "yes" was selected in part 1.4 question 6(a)(i), the Administrator column in part 4.12 should be completed.
4.12	If 1.4.6(a)(ii) = Yes, then 4.12.22 (Co-Administrator column) > 0.	If "yes" was selected in part 1.4 question 6(a)(ii), the Co-Administrator column in part 4.12 should be completed.
4.12	If 1.4.6(a)(iii) = Yes, then 4.12.22 (Other third parties columns) > 0.	If "yes" was selected in part 1.4 question 6(a)(iii), the individual third party columns in part 4.12 should be completed.
4.12	If 4.12.21 > R0, and 4.12.1 to 4.12.20 = R0	Part 4.12: Why are the managed care: management services fees not broken down into the different types of services delivered?
4.13	Part 4.13.2 consolidated total current year *-1 = Part 4.11.1.1.1 (Column C) + 4.11.1.1.2 (Column C) + 4.11.1.1.3 (Column C) + 4.11.1.6 (Column C) + 4.11.1.7(Column C)	Part 4.13.2 - Less: Claims recoveries in respect of related risk transfer arrangements consolidated total current year *-1 should agree with the sum of Part 4.11.1.1.1 to 4.11.1.1.3 (Column C) - Direct benefits in respect of related risk transfer arrangements (excluding claims incurred in respect of commercial reinsurance contracts) plus the difference movement in the provision for outstanding claims in respect of related risk transfer arrangements (excluding claims incurred in respect of commercial reinsurance contracts) in lines 4.11.1.6 and 4.11.1.7(Column C).

Validation rules for the 2013 Annual Statutory Return

Part	Description	Validation rule words
4.13	Current Year: (Per contract Part 4.13.1 + Per contract Part 4.13.2)/Per contract Part 4.13.1 x 100 > 50% or if < -50%	Part 4.13: Please provide the basis for the calculation of the estimated claims recoveries in respect of related risk transfer arrangements.
4.13	Part 4.13: Previous year figures were restated.	Part 4.13: Please provide the reasons for any prior year restatements.
4.13.1	Part 4.13.1 (Previous year column - per contract): $\text{Sum } 4.13.1.1 - 4.13.1.19 = 4.13.1$	Part 4.13.1 (Previous year column - per contract): the sum of the various services in lines 4.13.1.1 - 4.13.1.19 should agree with the pulled through value in line 4.13.1 Premiums/fees paid (capitation fee)
4.13.2	Part 4.13.2 (Previous year column - per contract): $\text{Sum } 4.13.2.1 - 4.13.2.19 = 4.13.2$	Part 4.13.2 (Previous year column - per contract): the sum of the various services in lines 4.13.2.1 - 4.13.2.19 should agree with the pulled through value in line 4.13.2 Less: Claims recoveries in respect of related risk transfer arrangements
4.15	If $(4.15.3 / 12 / 2.2.13 \text{ (Members)}) > R78.66$	Part 4.15: Please provide reasons why the broker fees per average member per month exceeds the statutory limit of R78.66
4.15	If $4.15.3 > (4.10.1 \times 3.42\%)$	Part 4.15: Please provide reasons why the broker fees exceeds the statutory limit of 3.42% of gross contributions.
4.16.1	Part 4.16.1.17 + Part 4.16.1.32 = 0	Part 4.16.1: Kindly provide the reasons why no fidelity or professional indemnity insurance was accounted for in the current year?
4.16.1	Part 4.16.1: Previous year figures were restated/reclassified.	Part 4.16.1: Please provide the reasons for any prior year restatements/reclassifications.
4.16.1	Part 4.16.1.9 > 0, but no co-administrator exists in part 1.1.	Part 4.16.1.9: Kindly provide information on the nature of the co-administration services rendered to the scheme, including the name of the provider.
4.16.2	Part 4.16.2.2 consolidated total current year = Part 4.16.1.3 Advertising (current year fund and current year own facilities columns) + Part 4.16.1.22 Marketing (current year fund and current year own facilities columns)	Part 4.16.2.2 consolidated total current year should agree with the sum of Part 4.16.1.3 Advertising (current year fund and current year own facilities columns) and Part 4.16.1.22 Marketing (current year fund and current year own facilities columns)
4.16.2	Part 4.16.2.2 consolidated total previous year = Part 4.16.1.3 Advertising (previous year fund and previous year own facilities columns) + Part 4.16.1.22 Marketing (previous year fund and previous year own facilities columns)	Part 4.16.2.2 consolidated total previous year should agree with the sum of Part 4.16.1.3 Advertising (previous year fund and previous year own facilities columns) and Part 4.16.1.22 Marketing (previous year fund and previous year own facilities columns)
4.18	4.18.6 (Column E - Provision for impaired losses at year-end) = $((4.3.4.1.3 - \text{Less: Provision for impaired losses at year end}) + (4.3.4.2.3 - \text{Less: Provision for impaired losses at year end}) + (4.3.14 - \text{Less: Provision for impaired losses at year end}) (\text{excluding Risk Transfer arrangements})) \times -1$	4.18.6 (Column E - Provision for impaired losses at year-end) = $((4.3.4.1.3 - \text{Less: Provision for impaired losses at year end}) + (4.3.4.2.3 - \text{Less: Provision for impaired losses at year end}) + (4.3.14 - \text{Less: Provision for impaired losses at year end}) (\text{excluding Risk Transfer arrangements})) \times -1$
4.23	4.23.1 - Consolidated Gross contributions = 4.10.1 - Gross contributions per registered rules-	Part 4.23.1 - Consolidated Gross contributions must agree with part 4.10.1 - Gross contributions per registered rules.
4.23	4.23.2 - Consolidated Savings contributions = 4.10.2 - Less: Savings contributions received.	Part 4.23.2 - Consolidated Savings contributions must agree with part 4.10.2 - Less: Savings contributions received.
4.23	4.23.4.1 - Consolidated Direct benefits for the period = 4.11.1.1.1- Direct benefits for the period Column B.	Part 4.23.4.1 - Consolidated Direct benefits for the period must agree with part 4.11.1.1.1- Direct benefits for the period Column B.
4.23	4.23.4.2 - Consolidated Direct benefits for the previous period = 4.11.1.1.2- Direct benefits for the previous period Column B.	Part 4.23.4.2 - Consolidated Direct benefits for the previous period must agree with part 4.11.1.1.2- Direct benefits for the previous period Column B.
4.23	4.23.4.3 - Consolidated Direct benefits reported not yet paid = 4.11.1.1.3- Direct benefits reported not yet paid Column B.	Part 4.23.4.3 - Consolidated Direct benefits reported not yet paid must agree with part 4.11.1.1.3 - Direct benefits reported not yet paid Column B.

Validation rules for the 2013 Annual Statutory Return

Part	Description	Validation rule words
4.23	4.23.4.4 - Consolidated Managed care: healthcare benefits for the period (no transfer of risk) = 4.11.1.1.4 - Total Managed care: healthcare benefits for the period (no transfer of risk).	Part 4.23.4.4 - Consolidated Managed care: healthcare benefits for the period (no transfer of risk) must agree with part 4.11.1.1.4 - Total Managed care: healthcare benefits for the period (no transfer of risk).
4.23	4.23.4.5 - Consolidated Managed care: healthcare benefits for the previous period (no transfer of risk) = 4.11.1.1.5 - Total Managed care: healthcare benefits for the previous period (no transfer of risk).	Part 4.23.4.5 - Consolidated Managed care: healthcare benefits for the previous period (no transfer of risk) must agree with part 4.11.1.1.5 - Total Managed care: healthcare benefits for the previous period (no transfer of risk).
4.23	4.23.4.6 - Consolidated Managed care: healthcare benefits reported not yet paid (no transfer of risk) = 4.11.1.1.6 - Total Managed care: healthcare benefits reported not yet paid (no transfer of risk).	Part 4.23.4.6 - Consolidated Managed care: healthcare benefits reported not yet paid (no transfer of risk) must agree with part 4.11.1.1.6 - Total Managed care: healthcare benefits reported not yet paid (no transfer of risk).
4.23	4.23.4.7 - Consolidated Services provided to members in own facilities = 4.11.1.1.7 - Total Services provided to members in own facilities.	Part 4.23.4.7 - Consolidated Services provided to members in own facilities must agree with part 4.11.1.1.7 - Total Services provided to members in own facilities.
4.23	4.23.5 - Consolidated Savings plan claims paid = 4.11.1.2 Total Savings plan claims paid.	Part 4.23.5 - Consolidated Savings plan claims paid must agree with part 4.11.1.2 Total Savings plan claims paid.
4.23	4.23.6 - Consolidated Discount received on claims = 4.11.1.3 - Total Discount received on claims.	Part 4.23.6 - Consolidated Discount received on claims must agree with part 4.11.1.3 - Total Discount received on claims.
4.23	4.23.7 - Consolidated Claims recoveries from third parties = 4.11.1.4 - Total Claims recoveries from third parties.	Part 4.23.7 - Consolidated Claims recoveries from third parties must agree with part 4.11.1.4 - Total Claims recoveries from third parties.
4.23	4.23.9 - Consolidated Provision for outstanding claims at the end of the financial year = 4.11.1.6 - Provision for outstanding claims at the end of the financial year (Column B).	Part 4.23.9 - Consolidated Provision for outstanding claims at the end of the financial year must agree with part 4.11.1.6 - Provision for outstanding claims at the end of the financial year (Column B).
4.23	4.23.10 - Consolidated Provision for outstanding claims at the end of the previous year = 4.11.1.7 - Provision for outstanding claims at end of the previous year (Column B).	Part 4.23.10 - Consolidated Provision for outstanding claims at the end of the previous year must agree with part 4.11.1.7 - Provision for outstanding claims at end of the previous year (Column B).
4.23	4.23.12.1 - Consolidated Direct benefits for the period = 4.11.1.1.1- Direct benefits for the period Column C.	Part 4.23.12.1 - Consolidated Direct benefits for the period must agree with part 4.11.1.1.1- Direct benefits for the period Column C.
4.23	4.23.12.2 - Consolidated Direct benefits for the previous period = 4.11.1.1.2- Direct benefits for the previous period Column C.	Part 4.23.12.2 - Consolidated Direct benefits for the previous period must agree with part 4.11.1.1.2- Direct benefits for the previous period Column C.
4.23	4.23.12.3 - Consolidated Direct benefits reported not yet paid = 4.11.1.1.3- Direct benefits reported not yet paid Column C.	Part 4.23.12.3 - Consolidated Direct benefits reported not yet paid must agree with part 4.11.1.1.3 - Direct benefits reported not yet paid Column C.
4.23	4.23.14 - Consolidated Provision for outstanding claims at the end of the financial year = 4.11.1.6 - Provision for outstanding claims at the end of the financial year (Column C).	Part 4.23.14 - Consolidated Provision for outstanding claims at the end of the financial year must agree with part 4.11.1.6 - Provision for outstanding claims at the end of the financial year (Column C).
1.4	If "no" selected in nr. 4, full details need to be provided	Part 1.4.4: Details were not provided
1.4	If "no" selected in nr. 5, full details need to be provided	Part 1.4.5: Details were not provided
1.4	If "yes" selected in nr. 6 a ii), the name of the co-administrator should be provided in part 1.1.6	Part 1.4.6 a ii: In the event that the scheme has entered in a contract with a co-administrator, the co-administrator's name should be updated in part 1.1.
1.4	If "yes" selected in nr. 6 a iii), names of third parties should be specified	Part 1.4.6 a iii: Details were not provided
1.4	If "yes" selected in nr. 6b, details need to be provided	Part 1.4.6b: Details were not provided
1.4	If "yes" selected in nr. 6c, details need to be provided	Part 1.4.6c: Details were not provided
1.4	If "yes" selected in nr. 6d, details need to be provided	Part 1.4.6d: Details were not provided
1.4	If "yes" selected in nr. 6e, details need to be provided	Part 1.4.6e: Details were not provided
1.4	If a self-administered scheme entered amounts in part 4.16 lines 4.16.1.1 or 4.16.1.9,	Part 1.4.6e: The scheme is a self-administered scheme, and had entered amounts in

Validation rules for the 2013 Annual Statutory Return

Part	Description	Validation rule words
4.23	4.23.17.3 Consolidated total Other = 4.13.3 Consolidated total current year Other	4.23.17.3 Consolidated total Other must agree with 4.13.3 Consolidated total current year Other
4.23	4.23.18 - Consolidated Relevant healthcare expenditure * -1= 4.11.1.10 - Total Relevant healthcare expenditure	4.23.18 - Consolidated Relevant healthcare expenditure *-1= 4.11.1.10 - Total Relevant healthcare expenditure
4.23	4.23.20 Consolidated total Net income/(expense) from commercial reinsurance = 4.14.7 Consolidated total Net income/(expense) from commercial reinsurance	4.23.20 Consolidated total Net income/(expense) from commercial reinsurance must agree with 4.14.7 Consolidated total Net income/(expense) from commercial reinsurance
4.23	4.23.21 - Consolidated Managed care: management services *-1= 4.12.22 Total - Managed care: management services.	Part 4.23.21 - Consolidated managed care: Management services *-1 must agree with part 4.12.22 Total - Managed care: management services.
4.23	4.23.22.1 - Consolidated Broker service fees *-1 = 4.15.3(a) - Broker service fees	Part 4.23.22.1 - Consolidated Broker service fees *-1 must agree with part 4.15.3(a) - Broker service fees
4.23	4.23.22.2 - Consolidated Other distribution costs *-1 = 4.15.3(b) - Other distribution costs	Part 4.23.22.2 - Consolidated Other distribution costs *-1 must agree with part 4.15.3(b) - Other distribution costs.
4.23	4.23.23 - Consolidated Administration expenses *-1 = 4.16.1.41 current year fund - Administration expenses.	Part 4.23.23 - Consolidated Administration expenses *-1 must agree with part 4.16.1.41 current year fund - Administration expenses.
4.23	[4.23.24 (Consolidated column - Net impairment losses: Trade and other receivables) + 4.23.26 (Consolidated column - Net impairment losses: Other)]*-1 = 4.18.6 (Column H - Total movement in income statement for the year)	[4.23.24 (Consolidated column - Net impairment losses: Trade and other receivables) + 4.23.26 (Consolidated column - Net impairment losses: Other)]*-1 must agree with 4.18.6 (Column H - Total movement in income statement for the year)
4.23	4.23.27 - Consolidated Other investment income = 4.19.3 Total other investment income	Part 4.23.27 - Consolidated Other investment income must agree with part 4.19.3 Total other investment income
4.23	4.23.30 - Consolidated Other realised and unrealised gains/(losses) = 4.20.7 Total realised and unrealised gains/(losses)	Part 4.23.30 - Consolidated Other realised and unrealised gains/(losses) must agree with part 4.20.7 Total realised and unrealised gains/(losses)
4.23	4.23.32 - Consolidated Own facility surplus/(deficit) = 4.21.3 Total own facility surplus/(deficit)	Part 4.23.32 - Consolidated Own facility surplus/(deficit) must agree with part 4.21.3 Total own facility surplus/(deficit)
4.23	4.23.34 - Consolidated Less: Finance costs *-1 = 4.22.4 Total finance costs	Part 4.23.34 - Consolidated Less: Finance costs *-1 must agree with part 4.22.4 Total finance costs
4.23	If part 4.23.2 current year total = R0, and 4.5.1.16 > R0	No savings contributions were received during the year (4.23.2), but a personal medical savings account trust liability is still disclosed in part 4.5.1.16. Please complete the reason box.
4.25	If 4.25.2 Guarantees > R0, or if 4.25.2 Suretyships > R0, or if 4.25.2 Encumbered > R0, or if 4.25.2 Other > R0	There are values in part 4.25, please complete the reason box
4.25	If selected "Yes" in part 1.4 question 14 (d), 4.25.2 Suretyships > R0	Part 4.25 It was indicated in part 1.4 question 14(d) that suretyships exist.
4.25	If selected "Yes" in part 1.4 question 14 (a), 4.25.2 Encumbered > R0	Part 4.25 It was indicated in part 1.4 question 14(a) that assets are encumbered.
4.25	If selected "Yes" in part 1.4 question 17 (b), 4.25.2 Guarantees > R0	Part 4.25 It was indicated in part 1.4 question 17(b) that guarantees have been issued.
4.26	4.26 - Related party transactions : If "N" was included in the column "Was the transaction/balances at year-end at arms length?", scheme should complete reason box.	Part 4.26: If the transactions/balances at year-end were not at arms length, the reason box must be completed.
5	5.1.3 - Total assets (current year column) = 5.2.4- Total funds and liabilities (current year column)	Part 5.1.3 - Total assets (current year column) must agree with part 5.2.4 - Total funds and liabilities (current year column).

Validation rules for the 2013 Annual Statutory Return

Part	Description	Validation rule words
5	5.1.3 -Total assets (previous year column) = 5.2.4 - Total funds and liabilities (previous year column)	Part 5.1.3 - Total assets (previous year column) must agree with part 5.2.4 - Total funds and liabilities (previous year column).
5	Part 5: Previous year figures (lines 5.1.1.2 - 5.1.1.3, 5.1.2.1 - 5.1.2.6, 5.2.1.6, 5.2.2.1 - 5.2.2.2, or 5.2.3.2) were restated/reclassified.	Part 5: Please provide the reasons for any prior year restatements/reclassifications in lines 5.1.1.2 - 5.1.1.3, 5.1.2.1 - 5.1.2.6, 5.2.1.6, 5.2.2.1 - 5.2.2.2, and 5.2.3.2 .
6.1	6.1.12 - Current year Net impairment losses: Other (specify) (current year) = 4.23.26 Consolidated Net impairment losses: Other (specify)	Part 6.1.12 - Current year Net impairment losses: Other (specify) (current year) should agree with part 4.23.26 Consolidated Net impairment losses: Other (specify)
6.1	6.1.17 - Current year Other income (specify) (current year) = 4.23.31 Consolidated Other income (specify)	Part 6.1.17 - Current year Other income (specify) (current year) should agree with part 4.23.31 Consolidated Other income (specify)
6.1	6.1.19 - Current year Less: Other expenses (specify) (current year) = 4.23.33 Consolidated Less: Other expenses (specify)	Part 6.1.19 - Current year Less: Other expenses (specify) (current year) should agree with part 4.23.33 Consolidated Less: Other expenses (specify)
6.1	6.1.24 - Other comprehensive income current year = 7.1.1.2 - Prior year adjustment (including the first time adoption of IFRS) current year + 7.1.3.2 Transfer to/(from) accumulated funds current year - Due to re-measurement property, plant and equipment + 7.1.3.3 Transfer to/(from) accumulated funds current year - Other transfers + 7.1.4 Other (specify) current year + 7.2.1.2 - Prior year adjustment (including the first time adoption of IFRS) current year + 7.2.2 Unrealised gains/(losses) on revaluation of investments current year + 7.2.3 Realised (gains)/losses on derecognition of investments current year + 7.2.4 Revaluation adjustment current year + 7.2.5.2 Transfer (to)/from reserves: Other (specify) current year + 7.3.1.2 - Prior year adjustment (including the first time adoption of IFRS) current year + 7.3.2 Unrealised gains/(losses) on revaluation of property, plant and equipment current year + 7.3.3 Revaluation adjustment current year + 7.3.4.2 Transfer (to)/from reserves: Other (specify) current year + 7.4.1.2 - Prior year adjustment (including the first time adoption of IFRS) current year + 7.4.2.2 Transfer (to)/from reserves: Other (specify) current year + 7.5.1.2 - Prior	6.1.24 - Other comprehensive income current year must agree with the total of parts 7.1.1.2 - Prior year adjustment (including the first time adoption of IFRS) current year, 7.1.3.2 Transfer to/(from) accumulated funds current year - Due to re-measurement property, plant and equipment, 7.1.3.3 Transfer to/(from) accumulated funds current year - Other transfers , 7.1.4 Other (specify) current year, 7.2.1.2 - Prior year adjustment (including the first time adoption of IFRS) current year, 7.2.2 Unrealised gains/(losses) on revaluation of investments current year , 7.2.3 Realised (gains)/losses on derecognition of investments current year, 7.2.4 Revaluation adjustment current year, 7.2.5.2 Transfer (to)/from reserves: Other (specify) current year, 7.3.1.2 - Prior year adjustment (including the first time adoption of IFRS) current year, 7.3.2 Unrealised gains/(losses) on revaluation of property, plant and equipment current year, 7.3.3 Revaluation adjustment current year, 7.3.4.2 Transfer (to)/from reserves: Other (specify) current year, 7.4.1.2 - Prior year adjustment (including the first time adoption of IFRS) current year, 7.4.2.2 Transfer (to)/from reserves: Other (specify) current year, 7.5.1.2 -
6.1	6.1.24 - Other comprehensive income previous year = 7.1.1.2 - Prior year adjustment (including the first time adoption of IFRS) previous year + 7.1.3.2 Transfer to/(from) accumulated funds previous year - Due to re-measurement property, plant and equipment + 7.1.3.3 Transfer to/(from) accumulated funds previous year - Other transfers + 7.1.4 Other (specify) previous year + 7.2.1.2 - Prior year adjustment (including the first time adoption of IFRS) previous year + 7.2.2 Unrealised gains/(losses) on revaluation of investments previous year + 7.2.3 Realised (gains)/losses on derecognition of investments previous year + 7.2.4 Revaluation adjustment previous year + 7.2.5.2 Transfer (to)/from reserves previous year: Other (specify)previous year + 7.3.1.2 - Prior year adjustment (including the first time adoption of IFRS) previous year + 7.3.2 Unrealised gains/(losses) on revaluation of property, plant and equipment previous year + 7.3.3 Revaluation adjustment previous year + 7.3.4.2 Transfer (to)/from reserves previous year: Other (specify) previous year + 7.4.1.2 - Prior year adjustment (including the first time adoption of IFRS) previous year + 7.4.2.2 Transfer (to)/from	6.1.24 - Other comprehensive income previous year must agree with the total of parts 7.1.1.2 - Prior year adjustment (including the first time adoption of IFRS) previous year, 7.1.3.2 Transfer to/(from) accumulated funds previous year - Due to re-measurement property, plant and equipment, 7.1.3.3 Transfer to/(from) accumulated funds previous year - Other transfers, 7.1.4 Other (specify) previous year, 7.2.1.2 - Prior year adjustment (including the first time adoption of IFRS) previous year, 7.2.2 Unrealised gains/(losses) on revaluation of investments previous year, 7.2.3 Realised (gains)/losses on derecognition of investments previous year, 7.2.4 Revaluation adjustment previous year, 7.2.5.2 Transfer (to)/from reserves: Other (specify)previous year, 7.3.1.2 - Prior year adjustment (including the first time adoption of IFRS) previous year, 7.3.2 Unrealised gains/(losses) on revaluation of property, plant and equipment previous year, 7.3.3 Revaluation adjustment previous year, 7.3.4.2 Transfer (to)/from reserves: Other (specify) previous year, 7.4.1.2 - Prior year adjustment (including the first time adoption of IFRS) previous year, 7.4.2.2 Transfer (to)/from reserves: Other (specify) previous
6.1	Part 6.1: Previous year figures were restated/reclassified.	Part 6.1: Please provide the reasons for any prior year restatements/reclassifications.
6.2	6.2.1 YTD Gross contributions = 6.1.1 Gross contributions (current year column)	Part 6.2.1 YTD Gross contributions must agree with part 6.1.1 Gross contributions (current year column)

Validation rules for the 2013 Annual Statutory Return

Part	Description	Validation rule words
6.2	6.2.2 YTD Less: Savings contributions = 6.1.2 Less: Savings contributions (current year column)	Part 6.2.2 YTD Less: Savings contributions must agree with part 6.1.2 Less: Savings contributions (current year column)
6.2	6.2.4.1 YTD Net claims incurred = 6.1.4.1 Net claims incurred (current year column)	Part 6.2.4.1 YTD Net claims incurred must agree with part 6.1.4.1 Net claims incurred (current year column)
6.2	6.2.4.2 YTD Net income/(expense) on risk transfer arrangements = 6.1.4.2 Net income/(expense) on risk transfer arrangements (current year column)	Part 6.2.4.2 YTD Net income/(expense) on risk transfer arrangements must agree with part 6.1.4.2 Net income/(expense) on risk transfer arrangements (current year column)
6.2	6.2.6 YTD Net income/(expense) on commercial reinsurance contracts = 6.1.6 Net income/(expense) on commercial reinsurance contracts (current year column)	Part 6.2.6 YTD Net income/(expense) on commercial reinsurance contracts must agree with part 6.1.6 Net income/(expense) on commercial reinsurance contracts (current year column)
6.2	6.2.7 YTD Less: Managed care: management services = 6.1.7 Less: Managed care: management services (current year column)	Part 6.2.7 YTD Less: Managed care: management services must agree with part 6.1.7 Less: Managed care: management services (current year column)
6.2	6.2.7.1 YTD Managed care: management services: paid to administrator and its related parties = 4.12.22 Total managed care: management services (Administrator/Self-administration column) * -1	Part 6.2.7.1 YTD Managed care: management services: paid to administrator and its related parties must agree with {part 4.12.22 Total managed care: management services (Administrator/Self-administration column) * -1}
6.2	6.2.7.1 YTD Managed care: management services: paid to co-administrator and its related parties = 4.12.22 Total managed care: management services (Co-Administrator column) * -1	Part 6.2.7.1 YTD Managed care: management services: paid to co-administrator and its related parties must agree with {part 4.12.22 Total managed care: management services (Co-Administrator column) * -1}
6.2	6.2.8.1 YTD Less: Broker service fees = 6.1.8.1 Less: Broker service fees (current year column)	Part 6.2.8.1 YTD Less: Broker service fees must agree with part 6.1.8.1 Less: Broker service fees (current year column)
6.2	6.2.8.2 YTD Less: Other distribution costs = 6.1.8.2 Less: Other distribution costs (current year column)	Part 6.2.8.2 YTD Less: Other distribution costs must agree with part 6.1.8.2 Less: Other distribution costs (current year column)
6.2	6.2.9 YTD Less: Administration expenses = 6.1.9 Less: Administration expenses (current year column)	Part 6.2.9 YTD Less: Administration expenses must agree with part 6.1.9 Less: Administration expenses (current year column)
6.2	6.2.9.1 YTD Administration fees and indirect fees paid to the administrator = (4.16.1.2.1 Fees paid to the administrator (current year fund column) + 4.16.1.2.2 Indirect fees paid to the administrator (current year fund column)) * -1	Part 6.2.9.1 YTD Administration fees and indirect fees paid to the administrator must agree with {the sum of part 4.16.1.2.1 Fees paid to the administrator (current year fund column) and part 4.16.1.2.2 Indirect fees paid to the administrator (current year fund column)} * -1
6.2	6.2.9.2 YTD Co-administration fees = 4.16.1.9 Co-administration fees paid for ongoing services provided by third parties (current year fund column) * -1	Part 6.2.9.2 YTD Co-administration fees must agree with {part 4.16.1.9 Co-administration fees paid for ongoing services provided by third parties (current year fund column)} * -1
6.2	6.2.10 YTD Net impairment losses: Trade and other receivables = 6.1.10 Net impairment losses: Trade and other receivables (current year column)	Part 6.2.10 YTD Net impairment losses: Trade and other receivables must agree with part 6.1.10 Net impairment losses: Trade and other receivables (current year column)
6.2	6.2.12 YTD Surplus/(Deficit) for the year after consolidation = 6.1.23 Surplus/(Deficit) for the year after consolidation (current year column)	Part 6.2.12 YTD Surplus/(Deficit) for the year after consolidation must agree with part 6.1.23 Surplus/(Deficit) for the year after consolidation (current year column)
6.3	6.3.11 (for each EDO) should be > 0 or < 0	Part 6.3.11 (for each individual EDO) should not be zero
6.3	6.3.12 (for each EDO) should be > 0 or < 0	Part 6.3.12 (for each individual EDO) should not be zero
6.3	6.3.13 Members at the end of the financial year (for each EDO) should be > 0 or < 0	Part 6.3.13 Members at the end of the financial year (for each individual EDO) should not be zero
6.3	6.3.14 Beneficiaries at the end of the financial year (for each EDO) should be > 0 or < 0	Part 6.3.14 Beneficiaries at the end of the financial year (for each individual EDO) should not be zero

Validation rules for the 2013 Annual Statutory Return

Part	Description	Validation rule words
6.3	6.3.15 65 Years + Ratio (for each EDO) should be > 0 or < 0	Part 6.3.15 65 Years + Ratio (for each individual EDO) should not be zero
6.3	6.3.16 Average Age per Beneficiary (for each EDO) should be > 0 or < 0	Part 6.3.16 Average Age per Beneficiary (for each individual EDO) should not be zero
6.3	6.3.15 65 Years + Ratio (for each non-EDO) should be > 0 or < 0	Part 6.3.15 65 Years + Ratio (for each non-EDO) should not be zero
6.3	6.3.16 Average Age per Beneficiary (for each non-EDO) should be > 0 or < 0	Part 6.3.16 Average Age per Beneficiary (for each non-EDO) should not be zero
7.1	Part 7.1: Previous year figures were restated/reclassified in either line 7.1.1.2 (both current year and previous year columns), and/or the previous year column of lines 7.1.3 and 7.1.4.	Part 7.1: Please provide the reasons for any prior year restatements/reclassifications.
7.2	Part 7.2: Previous year figures were restated/reclassified in either line 7.2.1.2 (both current year and previous year columns), and/or the previous year column of lines 7.2.4 and 7.2.5.	Part 7.2: Please provide the reasons for any prior year restatements/reclassifications.
7.3	Part 7.3: Previous year figures were restated/reclassified in either line 7.3.1.2 (both current year and previous year columns), and/or the previous year column of lines 7.3.3 and 7.3.4.	Part 7.3: Please provide the reasons for any prior year restatements/reclassifications.
7.4	Part 7.4: Previous year figures were restated/reclassified in either line 7.4.1.2 (both current year and previous year consolidated columns), and/or the previous year column of line 7.4.2.	Part 7.4: Please provide the reasons for any prior year restatements/reclassifications.
7.5	Part 7.5: Previous year figures were restated/reclassified in either line 7.5.1.2 (both current year and previous year consolidated columns), and/or the previous year column of line 7.5.2.	Part 7.5: Please provide the reasons for any prior year restatements/reclassifications.
8	8.9 - Cash and cash equivalents at the end of the year (current year column) = 4.4.7 - Total cash and cash equivalents per statement of financial position + 5.1.2.5 - Personal medical savings account trust investment (current year column) - 4.8.5 - Bank overdraft.	Part 8.9 - Cash and cash equivalents at the end of the year (current year column) must agree with part 4.4.7 - Total cash and cash equivalents per statement of financial position plus part 5.1.2.5 - Personal medical savings account trust investment (current year column) less part 4.8.5 - Bank overdraft.
8	8.9 - Cash and cash equivalents at the end of the year (previous year column) <= 5.1.2.4 - Cash and cash equivalents (previous year column) + 5.1.2.5 - Personal medical savings account trust investment (previous year column).	Part 8.9 - Cash and cash equivalents at the end of the year (previous year column) must be equal to or smaller than part 5.1.2.4 - Cash and cash equivalents (previous year column) plus part 5.1.2.5 - Personal medical savings account trust investment (previous year column).
8	Part 8: Previous year figures were restated/reclassified in either line 8.5.2 (both current year and previous year columns) and/or the previous year column of lines 8.1 - 8.3, 8.6, 8.7, and 8.8.	Part 8: Please provide the reasons for any prior year restatements/reclassifications.
9(a)	9(a) Total Annexure B fair value - Subtotal: Category 3(a) + subtotal: Category 3(b) >= 4.2.1 - Total Investment property + 4.1.3 - Net carrying amount at end of year (Land & Buildings column).	Part 9(a) Total Annexure B fair value - Subtotal: Category 3(a) plus subtotal: Category 3(b) must be equal to or greater than part 4.2.1 - Total Investment property + part 4.1.3 - Net carrying amount at end of year (Land & Buildings column).
9(a)	9(a) Total Annexure B fair value - Subtotal: Category 7(a)(i) = 5.1.2.1 - Inventories (current year column)	Part 9(a) Total Annexure B fair value - Subtotal: Category 7(a)(i) must agree with part 5.1.2.1 - Inventories (current year column).
9(a)	9(a) Total Annexure B fair value - Subtotal: category 7(a)(iii) >= 4.1.3 - Net carrying amount at end of year (Computer equipment column + Furniture & fittings column + Motor Vehicles column + Other column).	Part 9(a) Total Annexure B fair value - Subtotal: category 7(a)(iii) must be equal to or greater than part 4.1.3 - Net carrying amount at end of year (Computer equipment column + Furniture & fittings column + Motor Vehicles column + Other column).

Validation rules for the 2013 Annual Statutory Return

Part	Description	Validation rule words
9(a)	Part 9(a) Total Annexure B Fair Value Category 4(a)(v) + Total Annexure B Fair Value Category 6(a)(ii) and 6(b) = 9.9 Total net assets per Regulation 30: Underlying assets of Policies of Insurance captured in Categories 4(a)(v), 6(a)(ii) and 6(b)	Part 9(a) Total Annexure B Fair Value Category 4(a)(v) and the Total Annexure B Fair Value Category 6(a)(ii) and 6(b) should agree to the 9.9 Total net assets per Regulation 30: Underlying assets of Policies of Insurance captured in Categories 4(a)(v), 6(a)(ii) and 6(b)
9(a)	Part 9(a) Total Annexure B Fair Value Category 4(a)(iv) = 9.9 Total net assets per Regulation 30: Underlying assets of Equity Unit Trusts or Pooled Equity Managed Funds captured in Category 4(a)(iv)	Part 9(a) Total Annexure B Fair Value Category 4(a)(iv) should agree to the 9.9 Total net assets per Regulation 30: Underlying assets of Equity Unit Trusts or Pooled Equity Managed Funds captured in Category 4(a)(iv)
9(a)	9(a).14 Total Annexure B fair value - Total assets = 5.1.3 - Total assets (current year column) + 4.4.8 - Outstanding cheques - 4.5.2.5 - Total personal medical savings account trust investment	Part 9.14(a) Total Annexure B fair value - Total assets must agree with part 5.1.3 - Total assets (current year column) plus 4.4.8 - Outstanding cheques less 4.5.2.5 - Total personal medical savings account trust investment
9(b)	Total net assets per Regulation 30 in Part 9(a)- Part 9.9 = Total net assets per Regulation 30 in Part 9(b) - Part 9.2.3 Total column.	Total net assets per Regulation 30 in Part 9(a) - Part 9.9 must agree with Total net assets per Regulation 30 in Part 9(b) - Part 9.2.3 Total column.
10.1	10.1.2 does not equal 0.	Part 10.1: Please indicate the reasons for the prior year adjustment.
10.2	If the solvency ratio in part 10.2.11 < 25%, then the reason box should be completed.	The scheme had a solvency ratio less than 25% at 31 December; and the reason box in part 10.2 is not completed.
10.2	When was/will the business plan be submitted to the Council for Medical Schemes (in terms of section 35 (11) and Regulation 30(4))? (Solvency < 25% for more than 90 days)	Part 10.2: If the solvency was less than 25% for a period longer than 90 days, please indicate the date of submission of the business plan.

Pull throughs for the 2013 Annual Statutory Return

Field where link must be (to)	Field from where pull through must occur (from)
Part 1.4.6(b) Details of managed care: healthcare benefits - no transfer of risks contracts: Previous year column	Part 1.4.6(b) Details of managed care: healthcare benefits - no transfer of risks contracts: Current year column (Previous Year Return)
Part 1.4.6(c) Details of risk transfer arrangements: Previous year column	Part 1.4.6(c) Details of risk transfer arrangements: Current year column (Previous Year Return)
Part 1.4.6(e) Administration contract	Part 1.1 Administrator and Co-administrator names
Part 1.4.6(g) Details of marketing / advertising agreements: Previous year column	Part 1.4.6(g) Details of marketing / advertising agreements: Current year column (Previous Year Return)
Part 2.1: Benefit Option names	Part 1.2 - Option names
Part 2.2.12 - December's Members	Part 2.1.2 - Consolidated total of Members
Part 2.2.12 - December's Adult Dependents	Part 2.1.2 - Consolidated total of Adult Dependents
Part 2.2.12 - December's Child Dependents	Part 2.1.2 - Consolidated total of Child Dependents
Part 2.3.1: Benefit Option names	Part 1.2 - Option names
Part 2.3.2: Benefit Option names	Part 1.2 - Option names
Part 2.6.1.1 (Previous year column) Number of beneficiaries visiting GPs at least once a year	Part 2.6.1.1 (Previous Year Return: Current year column) Number of beneficiaries visiting GPs at least once a year
Part 2.6.1.2 (Previous year column) Total number of visits to GPs	Part 2.6.1.2 (Previous Year Return: Current year column) Total number of visits to GPs
Part 2.6.1.3 (Previous year column) Number of beneficiaries visiting dentists at least once a year	Part 2.6.1.3 (Previous Year Return: Current year column) Number of beneficiaries visiting dentists at least once a year
Part 2.6.1.4 (Previous year column) Total number of visits to dentists	Part 2.6.1.4 (Previous Year Return: Current year column) Total number of visits to dentists
Part 2.6.1.5 (Previous year column) Number of beneficiaries visiting private nurses at least once a year	Part 2.6.1.5 (Previous Year Return: Current year column) Number of beneficiaries visiting private nurses at least once a year
Part 2.6.1.6 (Previous year column) Total number of visits to private nurses	Part 2.6.1.6 (Previous Year Return: Current year column) Total number of visits to private nurses
Part 2.6.1.7 (Previous year column) Number of beneficiaries enrolled in primary care networks	Part 2.6.1.7 (Previous Year Return: Current year column) Number of beneficiaries enrolled in primary care networks
Part 2.6.2.1 (Previous year column) Total number of outpatient visits	Part 2.6.2.1 (Previous Year Return: Current year column) Total number of outpatient visits
Part 2.6.2.2 (Previous year column) Number of inpatient admissions	Part 2.6.2.2 (Previous Year Return: Current year column) Number of inpatient admissions
Part 2.6.2.3 (Previous year column) Number of same-day inpatients	Part 2.6.2.3 (Previous Year Return: Current year column) Number of same-day inpatients
Part 2.6.2.4 (Previous year column) Total number of inpatient admissions for Medical cases	Part 2.6.2.4 (Previous Year Return: Current year column) Total number of inpatient admissions for Medical cases
Part 2.6.2.5 (Previous year column) Total number of inpatient admissions for Surgical cases	Part 2.6.2.5 (Previous Year Return: Current year column) Total number of inpatient admissions for Surgical cases
Part 2.6.2.6 (Previous year column) Total number of inpatient admissions for Maternity cases	Part 2.6.2.6 (Previous Year Return: Current year column) Total number of inpatient admissions for Maternity cases
Part 2.6.2.7 (Previous year column) Total number of inpatient admissions for Cathlab cases	Part 2.6.2.7 (Previous Year Return: Current year column) Total number of inpatient admissions for Cathlab cases
Part 2.6.2.8 (Previous year column) Total number of beneficiaries admitted as inpatients	Part 2.6.2.8 (Previous Year Return: Current year column) Total number of beneficiaries admitted as inpatients
Part 2.6.2.9 (Previous year column) Number of beneficiaries admitted for Prescribed Minimum Benefits	Part 2.6.2.9 (Previous Year Return: Current year column) Number of beneficiaries admitted for Prescribed Minimum Benefits
Part 2.6.2.10 (Previous year column) Number of beneficiaries admitted at Day clinics/ unattached operating theatres (discipline 76 and 77)	Part 2.6.2.10 (Previous Year Return: Current year column) Number of beneficiaries admitted at Day clinics/ unattached operating theatres (discipline 76 and 77)

Pull throughs for the 2013 Annual Statutory Return

Field where link must be (to)	Field from where pull through must occur (from)
Part 2.6.2.11 (Previous year column) Number of beneficiaries receiving MRI scans	Part 2.6.2.11 (Previous Year Return: Current year column) Number of beneficiaries receiving MRI scans
Part 2.6.2.12 (Previous year column) Number of beneficiaries receiving MRI scans repetitions within 28 days	Part 2.6.2.12 (Previous Year Return: Current year column) Number of beneficiaries receiving MRI scans repetitions within 28 days
Part 2.6.2.13 (Previous year column) Number of beneficiaries receiving MRI scans repetitions within 3 months	Part 2.6.2.13 (Previous Year Return: Current year column) Number of beneficiaries receiving MRI scans repetitions within 3 months
Part 2.6.2.14 (Previous year column) Number of MRI scans administered	Part 2.6.2.14 (Previous Year Return: Current year column) Number of MRI scans administered
Part 2.6.2.15 (Previous year column) Number of beneficiaries receiving CT scans	Part 2.6.2.15 (Previous Year Return: Current year column) Number of beneficiaries receiving CT scans
Part 2.6.2.16 (Previous year column) Number of CT scans administered	Part 2.6.2.16 (Previous Year Return: Current year column) Number of CT scans administered
Part 2.6.2.17 (Previous year column) Number of births	Part 2.6.2.18 (Previous Year Return: Current year column) Number of births
Part 2.6.2.18 (Previous year column) Number of live births	Part 2.6.2.19 (Previous Year Return: Current year column) Number of live births
Part 2.6.2.19 (Previous year column) Number of caesarean sections performed	Part 2.6.2.20 (Previous Year Return: Current year column) Number of caesarean sections performed
Part 2.6.2.20 (Previous year column) Number of births to women between 12 and 18 years	Part 2.6.2.21 (Previous Year Return: Current year column) Number of births to women between 12 and 18 years
Part 2.6.2.21 (Previous year column) Number of mammograms paid for	Part 2.6.2.22 (Previous Year Return: Current year column) Number of mammograms paid for
Part 2.6.2.22 (Previous year column) Number of pap smears paid for	Part 2.6.2.23 (Previous Year Return: Current year column) Number of pap smears paid for
Part 2.6.2.23 (Previous year column) Number of deaths	Part 2.6.2.24 (Previous Year Return: Current year column) Number of deaths
Part 2.6.2.24 (Previous year column) Number of beneficiaries receiving PET scans	Part 2.6.2.25 (Previous Year Return: Current year column) Number of beneficiaries receiving PET scans
Part 2.6.2.25 (Previous year column) Number of PET scans administered	Part 2.6.2.26 (Previous Year Return: Current year column) Number of PET scans administered
Part 2.6.2.26 (Previous year column) Number of beneficiaries receiving angiograms	Part 2.6.2.27 (Previous Year Return: Current year column) Number of beneficiaries receiving angiograms
Part 2.6.2.27 (Previous year column) Number of angiograms administered	Part 2.6.2.28 (Previous Year Return: Current year column) Number of angiograms administered
Part 2.6.2.28 (Previous year column) Number of beneficiaries receiving bone density scans	Part 2.6.2.29 (Previous Year Return: Current year column) Number of beneficiaries receiving bone density scans
Part 2.6.2.29 (Previous year column) Number of bone density scans administered	Part 2.6.2.30 (Previous Year Return: Current year column) Number of bone density scans administered
Part 2.6.2.30 (Previous year column) Number of inpatient days	Part 2.6.2.31 (Previous Year Return: Current year column) Number of inpatient days
Part 2.6.2.31 (Previous year column) Number of admissions to ICU	Part 2.6.2.32 (Previous Year Return: Current year column) Number of admissions to ICU
Part 2.6.2.32 (Previous year column) Number of inpatient days in ICU	Part 2.6.2.33 (Previous Year Return: Current year column) Number of inpatient days in ICU
Part 2.6.2.33 (Previous year column) Number of admissions to High Care	Part 2.6.2.34 (Previous Year Return: Current year column) Number of admissions to High Care
Part 2.6.2.34 (Previous year column) Number of inpatient days in High Care	Part 2.6.2.35 (Previous Year Return: Current year column) Number of inpatient days in High Care
Part 2.6.2.35 (Previous year column) Number of admissions to General Ward	Part 2.6.2.36 (Previous Year Return: Current year column) Number of admissions to General Ward

Pull throughs for the 2013 Annual Statutory Return

Field where link must be (to)	Field from where pull through must occur (from)
Part 2.6.2.36 (Previous year column) Number of inpatient days in General Ward	Part 2.6.2.37 (Previous Year Return: Current year column) Number of inpatient days in General Ward
Part 2.6.2.37 (Previous year column) Number of admissions to Emergency Unit	Part 2.6.2.38 (Previous Year Return: Current year column) Number of admissions to Emergency Unit
Part 2.6.2.38 (Previous year column) Number of beneficiaries admitted for Renal Dialysis	Part 2.6.2.39 (Previous Year Return: Current year column) Number of beneficiaries admitted for Renal Dialysis
Part 2.6.2.39 (Previous year column) Number of beneficiaries enrolled in hospital networks	Part 2.6.2.40 (Previous Year Return: Current year column) Number of beneficiaries enrolled in hospital networks
Part 2.6.3.1 (Previous year column) Total number of outpatient visits	Part 2.6.3.1 (Previous Year Return: Current year column) Total number of outpatient visits
Part 2.6.3.2 (Previous year column) Number of inpatient admissions	Part 2.6.3.2 (Previous Year Return: Current year column) Number of inpatient admissions
Part 2.6.3.3 (Previous year column) Number of same-day inpatients	Part 2.6.3.3 (Previous Year Return: Current year column) Number of same-day inpatients
Part 2.6.3.4 (Previous year column) Total number of inpatient admissions for Medical cases	Part 2.6.3.4 (Previous Year Return: Current year column) Total number of inpatient admissions for Medical cases
Part 2.6.3.5 (Previous year column) Total number of inpatient admissions for Surgical cases	Part 2.6.3.5 (Previous Year Return: Current year column) Total number of inpatient admissions for Surgical cases
Part 2.6.3.6 (Previous year column) Total number of inpatient admissions for Maternity cases	Part 2.6.3.6 (Previous Year Return: Current year column) Total number of inpatient admissions for Maternity cases
Part 2.6.3.7 (Previous year column) Total number of inpatient admissions for Cathlab cases	Part 2.6.3.7 (Previous Year Return: Current year column) Total number of inpatient admissions for Cathlab cases
Part 2.6.3.8 (Previous year column) Total number of beneficiaries admitted as inpatients	Part 2.6.3.8 (Previous Year Return: Current year column) Total number of beneficiaries admitted as inpatients
Part 2.6.3.9 (Previous year column) Number of beneficiaries admitted for Prescribed Minimum Benefits	Part 2.6.3.9 (Previous Year Return: Current year column) Number of beneficiaries admitted for Prescribed Minimum Benefits
Part 2.6.3.10 (Previous year column) Number of beneficiaries admitted at Day clinics/ unattached operating theatres (discipline 76 and 77)	Part 2.6.3.10 (Previous Year Return: Current year column) Number of beneficiaries admitted at Day clinics/ unattached operating theatres (discipline 76 and 77)
Part 2.6.3.11 (Previous year column) Number of beneficiaries receiving MRI scans	Part 2.6.3.11 (Previous Year Return: Current year column) Number of beneficiaries receiving MRI scans
Part 2.6.3.12 (Previous year column) Number of beneficiaries receiving MRI scans repetitions within 28 days	Part 2.6.3.12 (Previous Year Return: Current year column) Number of beneficiaries receiving MRI scans repetitions within 28 days
Part 2.6.3.13 (Previous year column) Number of beneficiaries receiving MRI scans repetitions within 3 months	Part 2.6.3.13 (Previous Year Return: Current year column) Number of beneficiaries receiving MRI scans repetitions within 3 months
Part 2.6.3.14 (Previous year column) Number of MRI scans administered	Part 2.6.3.14 (Previous Year Return: Current year column) Number of MRI scans administered
Part 2.6.3.15 (Previous year column) Number of beneficiaries receiving CT scans	Part 2.6.3.15 (Previous Year Return: Current year column) Number of beneficiaries receiving CT scans
Part 2.6.3.16 (Previous year column) Number of CT scans administered	Part 2.6.3.16 (Previous Year Return: Current year column) Number of CT scans administered
Part 2.6.3.17 (Previous year column) Number of births	Part 2.6.3.18 (Previous Year Return: Current year column) Number of births
Part 2.6.3.18 (Previous year column) Number of live births	Part 2.6.3.19 (Previous Year Return: Current year column) Number of live births
Part 2.6.3.19 (Previous year column) Number of caesarean sections performed	Part 2.6.3.20 (Previous Year Return: Current year column) Number of caesarean sections performed

Pull throughs for the 2013 Annual Statutory Return

Field where link must be (to)	Field from where pull through must occur (from)
Part 2.6.3.20 (Previous year column) Number of births to women between 12 and 18 years	Part 2.6.3.21 (Previous Year Return: Current year column) Number of births to women between 12 and 18 years
Part 2.6.3.21 (Previous year column) Number of mammograms paid for	Part 2.6.3.22 (Previous Year Return: Current year column) Number of mammograms paid for
Part 2.6.3.22 (Previous year column) Number of pap smears paid for	Part 2.6.3.23 (Previous Year Return: Current year column) Number of pap smears paid for
Part 2.6.3.23 (Previous year column) Number of deaths	Part 2.6.3.24 (Previous Year Return: Current year column) Number of deaths
Part 2.6.3.24 (Previous year column) Number of beneficiaries receiving PET scans	Part 2.6.3.25 (Previous Year Return: Current year column) Number of beneficiaries receiving PET scans
Part 2.6.3.25 (Previous year column) Number of PET scans administered	Part 2.6.3.26 (Previous Year Return: Current year column) Number of PET scans administered
Part 2.6.3.26 (Previous year column) Number of beneficiaries receiving angiograms	Part 2.6.3.27 (Previous Year Return: Current year column) Number of beneficiaries receiving angiograms
Part 2.6.3.27 (Previous year column) Number of angiograms administered	Part 2.6.3.28 (Previous Year Return: Current year column) Number of angiograms administered
Part 2.6.3.28 (Previous year column) Number of beneficiaries receiving bone density scans	Part 2.6.3.29 (Previous Year Return: Current year column) Number of beneficiaries receiving bone density scans
Part 2.6.3.29 (Previous year column) Number of bone density scans administered	Part 2.6.3.30 (Previous Year Return: Current year column) Number of bone density scans administered
Part 2.6.3.30 (Previous year column) Number of inpatient days	Part 2.6.3.31 (Previous Year Return: Current year column) Number of inpatient days
Part 2.6.3.31 (Previous year column) Number of admissions to ICU	Part 2.6.3.32 (Previous Year Return: Current year column) Number of admissions to ICU
Part 2.6.3.32 (Previous year column) Number of inpatient days in ICU	Part 2.6.3.33 (Previous Year Return: Current year column) Number of inpatient days in ICU
Part 2.6.3.33 (Previous year column) Number of admissions to High Care	Part 2.6.3.34 (Previous Year Return: Current year column) Number of admissions to High Care
Part 2.6.3.34 (Previous year column) Number of inpatient days in High Care	Part 2.6.3.35 (Previous Year Return: Current year column) Number of inpatient days in High Care
Part 2.6.3.35 (Previous year column) Number of admissions to General Ward	Part 2.6.3.36 (Previous Year Return: Current year column) Number of admissions to General Ward
Part 2.6.3.36 (Previous year column) Number of inpatient days in General Ward	Part 2.6.3.37 (Previous Year Return: Current year column) Number of inpatient days in General Ward
Part 2.6.3.37 (Previous year column) Number of admissions to Emergency Unit	Part 2.6.3.38 (Previous Year Return: Current year column) Number of admissions to Emergency Unit
Part 2.6.3.38 (Previous year column) Number of beneficiaries admitted for Renal Dialysis	Part 2.6.3.39 (Previous Year Return: Current year column) Number of beneficiaries admitted for Renal Dialysis
Part 2.7.1: Benefit Option names	Part 1.2 - Option names
Part 2.7.1.1 (Per benefit option) (Previous year column) Addison's Disease	Part 2.7.1 (Per benefit option) (Previous Year Return: Current year column) Addison's Disease
Part 2.7.1.2 (Per benefit option) (Previous year column) Asthma	Part 2.7.2 (Per benefit option) (Previous Year Return: Current year column) Asthma
Part 2.7.1.3 (Per benefit option) (Previous year column) Bipolar Mood Disorder	Part 2.7.3 (Per benefit option) (Previous Year Return: Current year column) Bipolar Mood Disorder
Part 2.7.1.4 (Per benefit option) (Previous year column) Bronchiectasis	Part 2.7.4 (Per benefit option) (Previous Year Return: Current year column) Bronchiectasis
Part 2.7.1.5 (Per benefit option) (Previous year column) Cardiac Failure	Part 2.7.5 (Per benefit option) (Previous Year Return: Current year column) Cardiac Failure
Part 2.7.1.6 (Per benefit option) (Previous year column) Cardiomyopathy Disease	Part 2.7.6 (Per benefit option) (Previous Year Return: Current year column) Cardiomyopathy Disease

Pull throughs for the 2013 Annual Statutory Return

Field where link must be (to)	Field from where pull through must occur (from)
Part 2.7.1.7 (Per benefit option) (Previous year column) Chronic Obstructive Pulmonary Disease	Part 2.7.7 (Per benefit option) (Previous Year Return: Current year column) Chronic Obstructive Pulmonary Disease
Part 2.7.1.8 (Per benefit option) (Previous year column) Chronic Renal Disease	Part 2.7.8 (Per benefit option) (Previous Year Return: Current year column) Chronic Renal Disease
Part 2.7.1.9 (Per benefit option) (Previous year column) Coronary Artery Disease	Part 2.7.9 (Per benefit option) (Previous Year Return: Current year column) Coronary Artery Disease
Part 2.7.1.10 (Per benefit option) (Previous year column) Crohn's Disease	Part 2.7.10 (Per benefit option) (Previous Year Return: Current year column) Crohn's Disease
Part 2.7.1.11 (Per benefit option) (Previous year column) Diabetes Insipidus	Part 2.7.11 (Per benefit option) (Previous Year Return: Current year column) Diabetes Insipidus
Part 2.7.1.12 (Per benefit option) (Previous year column) Diabetes Mellitus Type 1	Part 2.7.12 (Per benefit option) (Previous Year Return: Current year column) Diabetes Mellitus Type 1
Part 2.7.1.13 (Per benefit option) (Previous year column) Diabetes Mellitus Type 2	Part 2.7.13 (Per benefit option) (Previous Year Return: Current year column) Diabetes Mellitus Type 2
Part 2.7.1.14 (Per benefit option) (Previous year column) Dysrhythmias	Part 2.7.14 (Per benefit option) (Previous Year Return: Current year column) Dysrhythmias
Part 2.7.1.15 (Per benefit option) (Previous year column) Epilepsy	Part 2.7.15 (Per benefit option) (Previous Year Return: Current year column) Epilepsy
Part 2.7.1.16 (Per benefit option) (Previous year column) Glaucoma	Part 2.7.16 (Per benefit option) (Previous Year Return: Current year column) Glaucoma
Part 2.7.1.17 (Per benefit option) (Previous year column) Haemophilia	Part 2.7.17 (Per benefit option) (Previous Year Return: Current year column) Haemophilia
Part 2.7.1.18 (Per benefit option) (Previous year column) HIV	Part 2.7.18 (Per benefit option) (Previous Year Return: Current year column) HIV
Part 2.7.1.19 (Per benefit option) (Previous year column) Hyperlipidaemia	Part 2.7.19 (Per benefit option) (Previous Year Return: Current year column) Hyperlipidaemia
Part 2.7.1.20 (Per benefit option) (Previous year column) Hypertension	Part 2.7.20 (Per benefit option) (Previous Year Return: Current year column) Hypertension
Part 2.7.1.21 (Per benefit option) (Previous year column) Hypothyroidism	Part 2.7.21 (Per benefit option) (Previous Year Return: Current year column) Hypothyroidism
Part 2.7.1.22 (Per benefit option) (Previous year column) Multiple Sclerosis	Part 2.7.22 (Per benefit option) (Previous Year Return: Current year column) Multiple Sclerosis
Part 2.7.1.23 (Per benefit option) (Previous year column) Parkinson's Disease	Part 2.7.23 (Per benefit option) (Previous Year Return: Current year column) Parkinson's Disease
Part 2.7.1.24 (Per benefit option) (Previous year column) Rheumatoid Arthritis	Part 2.7.24 (Per benefit option) (Previous Year Return: Current year column) Rheumatoid Arthritis
Part 2.7.1.25 (Per benefit option) (Previous year column) Schizophrenia	Part 2.7.25 (Per benefit option) (Previous Year Return: Current year column) Schizophrenia
Part 2.7.1.26 (Per benefit option) (Previous year column) Systemic Lupus Erythematosus	Part 2.7.26 (Per benefit option) (Previous Year Return: Current year column) Systemic Lupus Erythematosus
Part 2.7.1.27 (Per benefit option) (Previous year column) Ulcerative Colitis	Part 2.7.27 (Per benefit option) (Previous Year Return: Current year column) Ulcerative Colitis
Part 2.7.2: Benefit Option names	Part 1.2 - Option names
Part 2.7.3: Benefit Option names	Part 1.2 - Option names
Part 3.1.2 - Medical Specialists (Amount charged by supplier column)	Part 3.2.29 - Total of Analysis of Medical Specialists (Amount charged by supplier column)
Part 3.1.2 - Medical Specialists (Risk amount paid by scheme column)	Part 3.2.29 - Total of Analysis of Medical Specialists (Risk amount paid by scheme column)
Part 3.1.2 - Medical Specialists (Savings amount paid by scheme on behalf of member column)	Part 3.2.29 - Total of Analysis of Medical Specialists (Savings amount paid by scheme on behalf of member column)
Part 3.1.2 - Medical Specialists (Amount paid by member column)	Part 3.2.29 - Total of Analysis of Medical Specialists (Amount paid by member column)
Part 3.1.4 - Dental Specialists (Amount charged by supplier column)	Part 3.2.37 - Total of Analysis of Dental Specialists (Amount charged by supplier column)
Part 3.1.4 - Dental Specialists (Risk amount paid by scheme column)	Part 3.2.37 - Total of Analysis of Dental Specialists (Risk amount paid by scheme column)

Pull throughs for the 2013 Annual Statutory Return

Field where link must be (to)	Field from where pull through must occur (from)
Part 3.1.4 - Dental Specialists (Savings amount paid by scheme on behalf of member column)	Part 3.2.37 - Total of Analysis of Dental Specialists (Savings amount paid by scheme on behalf of member column)
Part 3.1.4 - Dental Specialists (Amount paid by member column)	Part 3.2.37 - Total of Analysis of Dental Specialists (Amount paid by member column)
Part 3.1.5 - Supplementary and Allied Health Professionals (Amount charged by supplier column)	Part 3.3.26 - Total of analysis of Allied and Support Health Professionals (Amount charged by supplier column)
Part 3.1.5 - Supplementary and Allied Health Professionals (Risk amount paid by scheme column)	Part 3.3.26 - Total of Analysis of Allied and Support Health Professionals (Risk amount paid by scheme column)
Part 3.1.5 - Supplementary and Allied Health Professionals (Savings amount paid by scheme on behalf of member column)	Part 3.3.26 - Total of Analysis of Allied and Support Health Professionals (Savings amount paid by scheme on behalf of member column)
Part 3.1.5 - Supplementary and Allied Health Professionals (Amount paid by member column)	Part 3.3.26 - Total of Analysis of Allied and Support Health Professionals (Amount paid by member column)
Part 3.1.9 - Other benefit services (Amount charged by supplier column)	Part 3.4.17 - Total of Analysis of Other benefits (Amount charged by supplier column)
Part 3.1.9 - Other benefit services (Risk amount paid by scheme column)	Part 3.4.17 - Total of Analysis of Other benefits (Risk amount paid by scheme column)
Part 3.1.9 - Other benefit services (Savings amount paid by scheme on behalf of member column)	Part 3.4.17 - Total of Analysis of Other benefits (Savings amount paid by scheme on behalf of member column)
Part 3.1.9 - Other benefit services (Amount paid by member column)	Part 3.4.17 - Total of Analysis of Other benefits (Amount paid by member column)
Part 3.6: Benefit Option names	Part 1.2 - Option names
4.1.1.1.1 - Gross Carrying Amount: As previously reported (Land & Buildings)	4.1.1.9 (Previous Year annual return) - Gross Carrying Amount: At end of year (Land & Buildings)
4.1.1.1.1 - Gross Carrying Amount: As previously reported (Computer equipment and Software)	4.1.1.9 (Previous Year annual return) - Gross Carrying Amount: At end of year (Computer equipment and Software)
4.1.1.1.1 - Gross Carrying Amount: As previously reported (Furniture & Fittings)	4.1.1.9 (Previous Year annual return) - Gross Carrying Amount: At end of year (Furniture & Fittings)
4.1.1.1.1 - Gross Carrying Amount: As previously reported (Motor Vehicles)	4.1.1.9 (Previous Year annual return) - Gross Carrying Amount: At end of year (Motor Vehicles)
4.1.1.1.1 - Gross Carrying Amount: As previously reported (Other)	4.1.1.9 (Previous Year annual return) - Gross Carrying Amount: At end of year (Other)
4.1.2.1.1 - Accumulated Depreciation: As previously reported (Land & Buildings)	4.1.2.8 (Previous Year annual return) - Accumulated Depreciation: At end of year (Land & Buildings)
4.1.2.1.1 - Accumulated Depreciation: As previously reported (Computer equipment and Software)	4.1.2.8 (Previous Year annual return) - Accumulated Depreciation: At end of year (Computer Equipment and Software)
4.1.2.1.1 - Accumulated Depreciation: As previously reported (Furniture & Fittings)	4.1.2.8 (Previous Year annual return) - Accumulated Depreciation: At end of year (Furniture & Fittings)
4.1.2.1.1 - Accumulated Depreciation: As previously reported (Motor Vehicles)	4.1.2.8 (Previous Year annual return) - Accumulated Depreciation: At end of year (Motor Vehicles)
4.1.2.1.1 - Accumulated Depreciation: As previously reported (Other)	4.1.2.8 (Previous Year annual return) - Accumulated Depreciation: At end of year (Other)
4.3.1.1 - Balance at beginning of year	4.3.1 (Previous Year annual return) - Commercial reinsurance contracts
4.3.2.1 - Balance at beginning of year	4.3.2 (Previous Year annual return) - Other risk transfer arrangements
4.5.1.1 - Balance on savings plan liability at the beginning of the year (credit balance)	4.5.16 (Previous Year annual return) - Savings plan liability credit balance at the end of the year
4.5.1.3 - Less: Advances on savings plan accounts	4.5.15 * -1 (Previous Year annual return) - Advances on savings plan accounts included in accounts receivable
4.5.1.5.1-- Savings contributions received or receivable for the current year	4.10.2 *-1 - Less: Savings contributions received

Pull throughs for the 2013 Annual Statutory Return

Field where link must be (to)	Field from where pull through must occur (from)
4.5.1.8 - Interest paid on savings plan accounts	4.22.2 Interest paid on savings plan accounts
4.5.1.10 - Less: Claims paid on behalf of members	4.11.1.2 - Less: Savings plan claims paid (Total column)
4.5.1.11 - Less: Administration expenses	4.16.1.40 current year (fund column only) - Less: Administration expenses recoverable from savings plan accounts
4.8.7 - Current portion of non-current borrowings and other non-current liabilities	4.6.4 - Current column of interest bearing borrowings + 4.6.4 - Current column of non-interest bearing borrowings + (4.7.2.2 *-1) - Less: Current portion included in current liabilities: Other
4.8.10 - Post retirement benefits	(4.7.2.1 *-1) - Less: Current portion included in current liabilities: Post retirement benefits
4.9.1.1 - Total column - Outstanding claims provision (as previously reported)	4.9.8 (Previous Year annual return) - Total outstanding claims provision at end of year
4.9.1.1 - Column B - Outstanding claims provision (as previously reported)	4.9.8 (Previous Year annual return) - Column B: Total outstanding claims provision at end of year
4.9.1.1 - Column C - Outstanding claims provision (as previously reported)	4.9.8 (Previous Year annual return) - Column C: Total outstanding claims provision at end of year
4.9.1.1 - Column D - Outstanding claims provision (as previously reported)	4.9.8 (Previous Year annual return) - Column D: Total outstanding claims provision at end of year
4.11.1.2 - Less: Savings plan claims paid (Column B)	3.1.11 - Total Benefits (Savings amount paid by scheme on behalf of member column) *-1
4.11.1.3 - Discount received on claims (Column B)	3.1.11 - Total Benefits (Discount received column) *-1
4.11.1.6 - Provision for outstanding claims at the end of the year (Column A)	4.9.6 - Total outstanding claims provision at end of year (Column A)
4.11.1.6 - Provision for outstanding claims at the end of the year (Column B)	4.9.6 - Total outstanding claims provision at end of year (Column B) + 4.9.6 (Column C)
4.11.1.6 - Provision for outstanding claims at the end of the year (Column C)	4.9.6 - Total outstanding claims provision at end of year (Column D)
4.11.1.7 - Less: Provision for outstanding claims at the end of the previous year (column A)	4.9.1 - Total outstanding claims provision at beginning of year *-1 (column A)
4.11.1.7 - Less: Provision for outstanding claims at the end of the previous year (column B)	4.9.1 - Total outstanding claims provision at beginning of year *-1 (column B + column C)
4.11.1.7 - Less: Provision for outstanding claims at the end of the previous year (column C)	4.9.1 - Total outstanding claims provision at beginning of year *-1 (column D)
4.11.1.9 - Net (income)/expense on risk transfer arrangements (Column C)	4.13.4 (Consolidated total) net (income)/expense from other risk transfer arrangements
Part 4.11.2: Contract names	Part 1.4 question 6 b
Part 4.11.2.1 Per Contract name (Previous year column): Contracted network primary health care and specialist services	Part 4.11.2.1 Per Contract name (Current year column Previous Year Return): Contracted network primary health care and specialist services
Part 4.11.2.2 Per Contract name (Previous year column): Dental management services	Part 4.11.2.2 Per Contract name (Current year column Previous Year Return): Dental management services
Part 4.11.2.3 Per Contract name (Previous year column): Diabetes management services	Part 4.11.2.3 Per Contract name (Current year column Previous Year Return): Diabetes management services
Part 4.11.2.4 Per Contract name (Previous year column): Disease management services	Part 4.11.2.4 Per Contract name (Current year column Previous Year Return): Disease management services
Part 4.11.2.5 Per Contract name (Previous year column): Drug utilisation management services	Part 4.11.2.5 Per Contract name (Current year column Previous Year Return): Drug utilisation management services
Part 4.11.2.6 Per Contract name (Previous year column): HIV/AIDS disease management services	Part 4.11.2.6 Per Contract name (Current year column Previous Year Return): HIV/AIDS disease management services
Part 4.11.2.7 Per Contract name (Previous year column): Hospital management services	Part 4.11.2.7 Per Contract name (Current year column Previous Year Return): Hospital management services
Part 4.11.2.8 Per Contract name (Previous year column): Managing provider networks	Part 4.11.2.8 Per Contract name (Current year column Previous Year Return): Managing provider networks
Part 4.11.2.9 Per Contract name (Previous year column): Pathology management services	Part 4.11.2.9 Per Contract name (Current year column Previous Year Return): Pathology management services

Pull throughs for the 2013 Annual Statutory Return

Field where link must be (to)	Field from where pull through must occur (from)
Part 4.11.2.10 Per Contract name (Previous year column): Primary health care services network	Part 4.11.2.10 Per Contract name (Current year column Previous Year Return): Primary health care services network
Part 4.11.2.11 Per Contract name (Previous year column): Other (specify)	Part 4.11.2.11 Per Contract name (Current year column Previous Year Return): Other (specify)
Part 4.12: Other third party names	Part 1.4 question 6 a (ii)
Part 4.13: Contract names	Part 1.4 question 6 c
Part 4.13.1 Per Contract name (Previous year column): Premiums/fees paid (capitation fee)	Part 4.13.1 Per Contract name (Current year column Previous Year Return): Premiums/fees paid (capitation fee)
Part 4.13.1.1 Per Contract name (Previous year column): Benefit management services	Part 4.13.1.1 Per Contract name (Current year column Previous Year Return): Benefit management services
Part 4.13.1.2 Per Contract name (Previous year column): Clinical risk management services	Part 4.13.1.2 Per Contract name (Current year column Previous Year Return): Clinical risk management services
Part 4.13.1.3 Per Contract name (Previous year column): Contracted network primary health care and specialist services	Part 4.13.1.3 Per Contract name (Current year column Previous Year Return): Contracted network primary health care and specialist services
Part 4.13.1.4 Per Contract name (Previous year column): Dental management services	Part 4.13.1.4 Per Contract name (Current year column Previous Year Return): Dental management services
Part 4.13.1.5 Per Contract name (Previous year column): Diabetes management services	Part 4.13.1.5 Per Contract name (Current year column Previous Year Return): Diabetes management services
Part 4.13.1.6 Per Contract name (Previous year column): Disease management services	Part 4.13.1.6 Per Contract name (Current year column Previous Year Return): Disease management services
Part 4.13.1.7 Per Contract name (Previous year column): Drug utilisation management services	Part 4.13.1.7 Per Contract name (Current year column Previous Year Return): Drug utilisation management services
Part 4.13.1.8 Per Contract name (Previous year column): HIV/AIDS disease management services	Part 4.13.1.8 Per Contract name (Current year column Previous Year Return): HIV/AIDS disease management services
Part 4.13.1.9 Per Contract name (Previous year column): Hospital management services	Part 4.13.1.9 Per Contract name (Current year column Previous Year Return): Hospital management services
Part 4.13.1.10 Per Contract name (Previous year column): Managing provider networks	Part 4.13.1.10 Per Contract name (Current year column Previous Year Return): Managing provider networks
Part 4.13.1.11 Per Contract name (Previous year column): Optometry management services	Part 4.13.1.11 Per Contract name (Current year column Previous Year Return): Optometry management services
Part 4.13.1.12 Per Contract name (Previous year column): Pathology management services	Part 4.13.1.12 Per Contract name (Current year column Previous Year Return): Pathology management services
Part 4.13.1.13 Per Contract name (Previous year column): Pharmaceutical benefit management services	Part 4.13.1.13 Per Contract name (Current year column Previous Year Return): Pharmaceutical benefit management services
Part 4.13.1.14 Per Contract name (Previous year column): Prescribed Minimum Benefit management services	Part 4.13.1.14 Per Contract name (Current year column Previous Year Return): Prescribed Minimum Benefit management services
Part 4.13.1.15 Per Contract name (Previous year column): Primary care services	Part 4.13.1.15 Per Contract name (Current year column Previous Year Return): Primary care services
Part 4.13.1.16 Per Contract name (Previous year column): Primary healthcare services network	Part 4.13.1.16 Per Contract name (Current year column Previous Year Return): Primary healthcare services network
Part 4.13.1.17 Per Contract name (Previous year column): Radiology management services	Part 4.13.1.17 Per Contract name (Current year column Previous Year Return): Radiology management services

Pull throughs for the 2013 Annual Statutory Return

Field where link must be (to)	Field from where pull through must occur (from)
Part 4.13.1.18 Per Contract name (Previous year column): Specialist management services	Part 4.13.1.18 Per Contract name (Current year column Previous Year Return): Specialist management services
Part 4.13.1.19 Per Contract name (Previous year column): Other (specify)	Part 4.13.1.19 Per Contract name (Current year column Previous Year Return): Other (specify)
Part 4.13.2 Per Contract name (Previous year column): Less: Claims recoveries in respect of related risk transfer arrangements	Part 4.13.2 Per Contract name (Current year column Previous Year Return): Less: Claims recoveries in respect of related risk transfer arrangements
Part 4.13.2.1 Per Contract name (Previous year column): Benefit management services	Part 4.13.2.1 Per Contract name (Current year column Previous Year Return): Benefit management services
Part 4.13.2.2 Per Contract name (Previous year column): Clinical risk management services	Part 4.13.2.2 Per Contract name (Current year column Previous Year Return): Clinical risk management services
Part 4.13.2.3 Per Contract name (Previous year column): Contracted network primary health care and specialist services	Part 4.13.2.3 Per Contract name (Current year column Previous Year Return): Contracted network primary health care and specialist services
Part 4.13.2.4 Per Contract name (Previous year column): Dental management services	Part 4.13.2.4 Per Contract name (Current year column Previous Year Return): Dental management services
Part 4.13.2.5 Per Contract name (Previous year column): Diabetes management services	Part 4.13.2.5 Per Contract name (Current year column Previous Year Return): Diabetes management services
Part 4.13.2.6 Per Contract name (Previous year column): Disease management services	Part 4.13.2.6 Per Contract name (Current year column Previous Year Return): Disease management services
Part 4.13.2.7 Per Contract name (Previous year column): Drug utilisation management services	Part 4.13.2.7 Per Contract name (Current year column Previous Year Return): Drug utilisation management services
Part 4.13.2.8 Per Contract name (Previous year column): HIV/AIDS disease management services	Part 4.13.2.8 Per Contract name (Current year column Previous Year Return): HIV/AIDS disease management services
Part 4.13.2.9 Per Contract name (Previous year column): Hospital management services	Part 4.13.2.9 Per Contract name (Current year column Previous Year Return): Hospital management services
Part 4.13.2.10 Per Contract name (Previous year column): Managing provider networks	Part 4.13.2.10 Per Contract name (Current year column Previous Year Return): Managing provider networks
Part 4.13.2.11 Per Contract name (Previous year column): Optometry management services	Part 4.13.2.11 Per Contract name (Current year column Previous Year Return): Optometry management services
Part 4.13.2.12 Per Contract name (Previous year column): Pathology management services	Part 4.13.2.12 Per Contract name (Current year column Previous Year Return): Pathology management services
Part 4.13.2.13 Per Contract name (Previous year column): Pharmaceutical benefit management services	Part 4.13.2.13 Per Contract name (Current year column Previous Year Return): Pharmaceutical benefit management services
Part 4.13.2.14 Per Contract name (Previous year column): Prescribed Minimum Benefit management services	Part 4.13.2.14 Per Contract name (Current year column Previous Year Return): Prescribed Minimum Benefit management services
Part 4.13.2.15 Per Contract name (Previous year column): Primary care services	Part 4.13.2.15 Per Contract name (Current year column Previous Year Return): Primary care services
Part 4.13.2.16 Per Contract name (Previous year column): Primary healthcare services network	Part 4.13.2.16 Per Contract name (Current year column Previous Year Return): Primary healthcare services network
Part 4.13.2.17 Per Contract name (Previous year column): Radiology management services	Part 4.13.2.17 Per Contract name (Current year column Previous Year Return): Radiology management services
Part 4.13.2.18 Per Contract name (Previous year column): Specialist management services	Part 4.13.2.18 Per Contract name (Current year column Previous Year Return): Specialist management services

Pull throughs for the 2013 Annual Statutory Return

Field where link must be (to)	Field from where pull through must occur (from)
Part 4.13.2.19 Per Contract name (Previous year column): Other (specify)	Part 4.13.2.19 Per Contract name (Current year column Previous Year Return): Other (specify)
Part 4.13.3 Per Contract name (Previous year column): Other (specify)	Part 4.13.3 Per Contract name (Current year column Previous Year Return): Other (specify)
Part 4.14: Contract names	Part 1.4 question 6 d
4.16.1.37 (current year fund column) - Trustee remuneration and considerations	4.17.2 (Total column) - Total trustee remuneration and considerations
4.16.1.1 to 4.16.1.41 (Previous year: Fund column)	4.16.1.1 to 4.16.41.1 (Previous Year annual return) (Fund column)
4.16.1.1 to 4.16.1.41 (Previous year: Own Facilities column)	4.16.1.1 to 4.16.41.1 (Previous Year annual return) (Own Facilities column)
Part 4.16.2: Contract names	Part 1.4 question 6 g
Part 4.16.2 Per Contract name (Previous year column): Details of services provided	Part 4.16.2 Per Contract name (Current year column Previous Year Return): Details of services provided
Part 4.17: Trustee names	Part 1.3 - Names of Trustees
4.21.2.3 - Less: Administration expenditure	4.16.1.41 Current year (Own facility column) - Total administration expenses * -1
4.21.2.5 - Add: Costs relating to members included in claims	4.11.1.1.7 - Services provided to members in own facilities (Total column)
Part 4.23: Benefit Option names	Part 1.2 - Option names
4.23.38 - Number of members at the end of the year (per option)	2.1.1 Number of members per option.
4.23.39 - Number of beneficiaries at the end of the year (per option)	2.1.1 Number of beneficiaries per option.
4.26.1.1 - Trustee remuneration	4.17.2 - Total trustee remuneration expense: Total
4.26.1.2 - Trustees: Fees received in respect of services rendered to related parties	4.17.2 - Total trustee remuneration expense: Fees received in respect of services rendered to related parties
4.26.1.3 - Principle officer remuneration	4.16.1.27 - Principal Officer fees and remuneration (current year: fund + own facilities) + 4.16.1.28 - Principal Officer travel and other expenses (current year: fund + own facilities)
4.26.1.4 - Consolidated parties	Part 1.4 question 7: if selected "yes" pull-through names and relationships of parties consolidated
4.26.2 - Individual balances at year end (balance sheet)	4.3.12.5 - Amounts owing by: Other related parties (specify) - Description, Nature of Relationship, Amount
4.26.2 - Individual balances at year end (balance sheet)	4.8.6.5 - Amounts owing to: Other related parties (specify) - Description, Nature of Relationship, Amount
4.26.2.1 - Consolidated parties	Part 1.4 question 7: if selected "yes" pull-through names and relationships of parties consolidated
5.1.1.1 - Property, plant and equipment (current year column)	4.1.3 - Total net carrying amount at end of year (Total column)
5.1.1.1 - Property, plant and equipment (previous year column)	4.1.1.1 Total Gross carrying amount at beginning of year + 4.1.2.1 - Total accumulated depreciation at beginning of year
5.1.1.2 - Investments (current year column)	4.2.8 - Non-current column: Total investments
5.1.1.2 - Investments: previous year column	5.1.1.2 - Investments: current year column Previous Year return
5.1.1.3 - Other non-current assets: previous year	5.1.1.3 - Other non-current assets: current year column Previous Year return
5.1.2.1 - Inventories: previous year column	5.1.2.1 - Inventories: current year column Previous Year return
5.1.2.2 - Trade and other receivables (current year column)	4.3.17 - Total trade and other receivables
5.1.2.2 - Trade and other receivables: previous year	5.1.2.2 - Trade and other receivables: current year column Previous Year return
5.1.2.3 - Investments (current year column)	4.2.8 - Current column: Total investments
5.1.2.3 - Investments (previous year column)	5.1.2.3 - Investments: current year column Previous Year return
5.1.2.4 - Cash and cash equivalents (current year column)	4.4.7 - Total cash and cash equivalents per balance sheet
5.1.2.4 - Cash and cash equivalents (previous year column)	5.1.2.4 - Cash and cash equivalents: current year column Previous Year return

Pull throughs for the 2013 Annual Statutory Return

Field where link must be (to)	Field from where pull through must occur (from)
5.1.2.5 - Personal medical savings account trust investment (current year column)	4.5.2.6 - Total personal medical savings account trust investment
5.1.2.5 - Personal medical savings account trust investment (previous year column)	5.1.2.5 - Personal medical savings account trust investment: current year column Previous Year return
5.1.2.6 Other current assets (specify) (previous year column)	5.1.2.5 Other current assets (specify) (current year column Previous Year return)
5.2.1.1 - Accumulated funds (current year column)	7.1.5 - Accumulated funds: Balance at the end of the year (current year column)
5.2.1.1 - Accumulated funds (previous year column)	7.1.5 - Accumulated funds: Balance at the end of the year (previous year column)
5.2.1.2 - Revaluation Reserve - Investments (current year column)	7.2.7 - Revaluation Reserve - Investments: Balance at the end of the year (current year column)
5.2.1.2 - Revaluation Reserve - Investments (previous year column)	7.2.7 - Revaluation Reserve - Investments: Balance at the end of the year (previous year column)
5.2.1.3 - Revaluation Reserve - Property, plant and equipment (current year column)	7.3.6 - Revaluation Reserve - Property, plant and equipment: Balance at the end of the year (current year column)
5.2.1.3 - Revaluation Reserve - Property, plant and equipment (previous year column)	7.3.6 - Revaluation Reserve - Property, plant and equipment: Balance at the end of the year (previous year column)
5.2.1.4 - Reserves set aside for specific purposes (current year column)	7.4.4 - Reserves set aside for specific purposes: Consolidated balance at the end of the year (current year column)
5.2.1.4 - Reserves set aside for specific purposes (previous year column)	7.4.4 - Reserves set aside for specific purposes: Consolidated balance at the end of the year (previous year column)
5.2.1.5 - Other reserves (current year column)	7.5.4 - Other reserves: Consolidated balance at the end of the year (current year column)
5.2.1.5 - Other reserves (previous year column)	7.5.4 - Other reserves: Consolidated balance at the end of the year (previous year column)
5.2.1.6 - Minority interest (previous year column)	5.2.1.6 - Minority interest: current year column Previous Year return
5.2.2.1 - Borrowings (current year column)	4.6.4 - Total non-current borrowings: interest bearing borrowings + 4.6.4 - Total non-current borrowings: non-interest bearing borrowings
5.2.2.1 - Borrowings (previous year column)	5.2.2.1 - Borrowings: current year column Previous Year return
5.2.2.2 - Other non-current liabilities (current year column)	4.7.5 - Total other non-current liabilities
5.2.2.2 - Other non-current liabilities (previous year column)	5.2.2.2 - Other non-current liabilities: current year column Previous Year return
5.2.3.1 - Personal medical savings account trust liability (current year column)	4.5.1.17 - Balance of Personal medical savings account trust liability at the end of the year (credit balance)
5.2.3.1 - Personal medical savings account trust liability (previous year column)	4.5.1.1 - Personal medical savings account trust liability (balance at the beginning of the year) + 4.5.1.2 - Prior year adjustment
5.2.3.2 - Trade and other payables (current year column)	4.8.14 - Total trade and other payables
5.2.3.2 - Trade and other payables (previous year column)	5.2.3.2 - Trade and other payables: current year column Previous Year return
5.2.3.3 - Outstanding claims provision (current year column)	4.9.8 - Total column: Total outstanding claims provision at end of year
5.2.3.3 - Outstanding claims provision (previous year column)	4.9.1.1 Total column - As previously reported + 4.9.1.2 Total column - Prior year adjustment
5.2.3.4 - Other current liabilities (previous year column)	5.2.3.4 - Other current liabilities: current year column Previous Year return
6.1.4.2 Net income/(expense) on risk transfer arrangements (previous year column)	4.13.4 Net (income)/expense from other risk transfer arrangements consolidated total previous year column * -1
6.1.9 Less: Administration expenses (previous year column)	4.16.1.41 Previous Year Fund Total administration expenses *-1
Part 6 Previous year column (excluding lines 6.1.4.2 and 6.1.9)	Part 6 Current year column Previous Year return (excluding lines 6.1.4.2 and 6.1.9)
6.1.1 Gross contributions (current year column)	4.23.1 - Consolidated gross contributions
6.1.2 Less: Savings contributions (current year column)	4.23.2 - Consolidated savings contributions

Pull throughs for the 2013 Annual Statutory Return

Field where link must be (to)	Field from where pull through must occur (from)
6.1.4.1 Net claims incurred (current year column)	[4.23.11 Net claims incurred in respect of risk carried by the scheme (including claims incurred in respect of commercial reinsurance contracts) + 4.23.16 Net claims incurred in respect of related risk transfer arrangements (excluding claims incurred in respect of commercial reinsurance)]* -1
Part 2.6.1.1 (Previous year column) Number of beneficiaries visiting GPs at least once a year	Part 2.6.1.1 (Previous Year Return: Current year column) Number of beneficiaries visiting GPs at least once a year
Part 2.6.1.2 (Previous year column) Total number of visits to GPs	Part 2.6.1.2 (Previous Year Return: Current year column) Total number of visits to GPs
Part 2.6.1.3 (Previous year column) Number of beneficiaries visiting dentists at least once a year	Part 2.6.1.3 (Previous Year Return: Current year column) Number of beneficiaries visiting dentists at least once a year
Part 2.6.1.4 (Previous year column) Total number of visits to dentists	Part 2.6.1.4 (Previous Year Return: Current year column) Total number of visits to dentists
Part 2.6.1.5 (Previous year column) Number of beneficiaries visiting private nurses at least once a year	Part 2.6.1.5 (Previous Year Return: Current year column) Number of beneficiaries visiting private nurses at least once a year
Part 2.6.1.6 (Previous year column) Total number of visits to private nurses	Part 2.6.1.6 (Previous Year Return: Current year column) Total number of visits to private nurses
Part 2.6.1.7 (Previous year column) Number of beneficiaries enrolled in primary care networks	Part 2.6.1.7 (Previous Year Return: Current year column) Number of beneficiaries enrolled in primary care networks
Part 2.6.2.1 (Previous year column) Total number of outpatient visits	Part 2.6.2.1 (Previous Year Return: Current year column) Total number of outpatient visits
Part 2.6.2.2 (Previous year column) Number of inpatient admissions	Part 2.6.2.2 (Previous Year Return: Current year column) Number of inpatient admissions
Part 2.6.2.3 (Previous year column) Number of same-day inpatients	Part 2.6.2.3 (Previous Year Return: Current year column) Number of same-day inpatients
Part 2.6.2.4 (Previous year column) Total number of inpatient admissions for Medical cases	Part 2.6.2.4 (Previous Year Return: Current year column) Total number of inpatient admissions for Medical cases
Part 2.6.2.5 (Previous year column) Total number of inpatient admissions for Surgical cases	Part 2.6.2.5 (Previous Year Return: Current year column) Total number of inpatient admissions for Surgical cases
Part 2.6.2.6 (Previous year column) Total number of inpatient admissions for Maternity cases	Part 2.6.2.6 (Previous Year Return: Current year column) Total number of inpatient admissions for Maternity cases
Part 2.6.2.7 (Previous year column) Total number of inpatient admissions for Cathlab cases	Part 2.6.2.7 (Previous Year Return: Current year column) Total number of inpatient admissions for Cathlab cases
Part 2.6.2.8 (Previous year column) Total number of beneficiaries admitted as inpatients	Part 2.6.2.8 (Previous Year Return: Current year column) Total number of beneficiaries admitted as inpatients
Part 2.6.2.9 (Previous year column) Number of beneficiaries admitted for Prescribed Minimum Benefits	Part 2.6.2.9 (Previous Year Return: Current year column) Number of beneficiaries admitted for Prescribed Minimum Benefits
Part 2.6.2.10 (Previous year column) Number of beneficiaries admitted at Day clinics/ unattached operating theatres (discipline 76 and 77)	Part 2.6.2.10 (Previous Year Return: Current year column) Number of beneficiaries admitted at Day clinics/ unattached operating theatres (discipline 76 and 77)
Part 2.6.2.11 (Previous year column) Number of beneficiaries receiving MRI scans	Part 2.6.2.11 (Previous Year Return: Current year column) Number of beneficiaries receiving MRI scans
Part 2.6.2.12 (Previous year column) Number of beneficiaries receiving MRI scans repetitions within 28 days	Part 2.6.2.12 (Previous Year Return: Current year column) Number of beneficiaries receiving MRI scans repetitions within 28 days
Part 2.6.2.13 (Previous year column) Number of beneficiaries receiving MRI scans repetitions within 3 months	Part 2.6.2.13 (Previous Year Return: Current year column) Number of beneficiaries receiving MRI scans repetitions within 3 months
Part 2.6.2.14 (Previous year column) Number of MRI scans administered	Part 2.6.2.14 (Previous Year Return: Current year column) Number of MRI scans administered
Part 2.6.2.15 (Previous year column) Number of beneficiaries receiving CT scans	Part 2.6.2.15 (Previous Year Return: Current year column) Number of beneficiaries receiving CT

Pull throughs for the 2013 Annual Statutory Return

Field where link must be (to)	Field from where pull through must occur (from)
Part 6.3.15 (per Benefit Option Total column) 65 Years + Ratio	Part 2.3.1 65 Years+ Ratio per option
Part 6.3.16 (per Benefit Option Total column) Average Age per Beneficiary	Part 2.3.1 Average Age per Beneficiary per option
7.1.1.1 - Accumulated funds: Balance at the beginning of the year: As previously reported (previous year column)	7.1.1 (Previous Year annual return) - Accumulated funds balance at the beginning of the year (current year column)
7.1.1.1 - Accumulated funds: Balance at the beginning of the year: As previously reported (current year column)	7.1.5 - Accumulated funds: Balance at the end of the year (previous year column)
7.1.2 - Surplus/(deficit) for the year (previous year column)	6.1.23 - Surplus/(deficit) for the year (previous year column)
7.1.2 - Surplus/(deficit) for the year (current year column)	6.1.23 - Surplus/(deficit) for the year (current year column)
7.1.3.1 - Transfer to/(from) accumulated funds - Due to amalgamation (previous year column)	7.1.3.1 (Previous year return) - Transfer to/(from) accumulated funds - Due to amalgamation (current year column)
7.1.3.2 - Transfer to/(from) accumulated funds - Due to re-measurement property, plant and equipment (previous year column)	7.1.3.2 (Previous year return) - Transfer to/(from) accumulated funds - Due to re-measurement property, plant and equipment (current year column)
7.1.3.3 - Transfer to/(from) accumulated funds - Other transfers (previous year column)	7.1.3.3 (Previous year return) - Transfer to/(from) accumulated funds - Other transfers (current year column)
7.1.4 - Other (specify) (previous year column)	7.1.4 (Previous year return) - Other (specify) (current year column)
7.2.1.1 - Revaluation reserve (investments): Balance at the beginning of the year: As previously reported (previous year)	7.2.1 (Previous Year annual return) - Revaluation reserves (investments): Balance at the beginning of the year (current year column)
7.2.1.1 - Revaluation reserve (investments): Balance at the beginning of the year: As previously reported (current year column)	7.2.7 - Revaluation reserve (investments): Balance at the end of the year (previous year column)
7.2.2 - Revaluation reserve (investments): Unrealised gains/(losses) on revaluation of investments (current year column)	6.1.25 - Fair value adjustment on available-for-sale investments Current year
7.2.2 - Revaluation reserve (investments): Unrealised gains/(losses) on revaluation of investments (previous year column)	6.1.25 - Fair value adjustment on available-for-sale investments Previous year
7.2.3 - Revaluation reserve (investments): Realised (gains)/losses on derecognition of investments (current year column)	6.1.26 - Reclassification adjustment current year
7.2.3 - Revaluation reserve (investments): Realised (gains)/losses on derecognition of investments (previous year column)	6.1.26 - Reclassification adjustment Previous year
7.2.4 - Revaluation adjustment (previous year column)	7.2.4 (Previous year return) - Revaluation adjustment (current year column)
7.2.5.1 - Transfer to/(from) reserves - Due to amalgamation (previous year column)	7.2.5.1 (Previous year return) - Transfer to/(from) reserves - Due to amalgamation (current year column)
7.2.5.2 - Transfer to/(from) reserves - Other (specify) (previous year column)	7.2.5.2 (Previous year return) - Transfer to/(from) reserves - Other (specify) (current year column)
7.3.1.1 - Revaluation reserve (property, plant and equipment): Balance at the beginning of the year: As previously reported (previous year column)	7.3.1 - (Previous Year annual return) Revaluation reserve (property, plant and equipment): Balance at the beginning of the year (current year column)
7.3.1.1 - Revaluation reserve (property, plant and equipment): Balance at the beginning of the year: As previously reported (current year column)	7.3.6 - Revaluation reserve (property, plant and equipment): Balance at the end of the year (previous year column)
7.3.2 - Revaluation reserve (property, plant and equipment): Unrealised gains/(losses) on revaluation of property, plant and equipment (current year)	6.1.27 - Land and buildings revaluation Current year
7.3.2 - Revaluation reserve (property, plant and equipment): Unrealised gains/(losses) on revaluation of property, plant and equipment (previous year)	6.1.27 - Land and buildings revaluation Previous year
7.3.3 - Revaluation adjustment (previous year column)	7.3.3 (Previous year return) - Revaluation adjustment (current year column)

Pull throughs for the 2013 Annual Statutory Return

Field where link must be (to)	Field from where pull through must occur (from)
7.3.4.1 - Transfer to/(from) reserves - Due to amalgamation (previous year column)	7.3.4.1 (Previous year return) - Transfer to/(from) reserves - Due to amalgamation (current year column)
7.3.4.2 - Transfer to/(from) reserves - Other (specify) (previous year column)	7.3.4.2 (Previous year return) - Transfer to/(from) reserves - Other (specify) (current year column)
7.4.1.1 - Per reserve: Reserves set aside for specific purposes: Balance at the beginning of the year: As previously reported (previous year column)	7.4.1 (Previous Year annual return) Per reserve: Reserves set aside for specific purposes: Balance at the beginning of the year (current year column)
7.4.1.1 - Per reserve: Reserves set aside for specific purposes: Balance at the beginning of the year: As previously reported (current year)	7.4.4 - Per Reserve: Reserves set aside for specific purposes: Balance at the end of the year (previous year)
7.4.2.1 - Per reserve: Transfer to/(from) reserves - Due to amalgamation (previous year column)	7.4.2.1 (Previous year return) - Per reserve: Transfer to/(from) reserves - Due to amalgamation (current year column)
7.4.2.2 - Per reserve: Transfer to/(from) reserves - Other (specify) (previous year column)	7.4.2.2 (Previous year return) - Per reserve: Transfer to/(from) reserves - Other (specify) (current year column)
7.5.1.1 - Per reserve: Other reserves: Balance at the beginning of the year: As previously reported (previous year column)	7.5.1 - (Previous Year annual return): Per reserve: Other reserves: Balance at the beginning of the year (current year column)
7.5.1.1 - Per reserve: Other reserves: Balance at the beginning of the year: As previously reported (current year column)	7.5.4 - Per reserve: Other reserves: Balance at the end of the year (previous year column)
7.5.2.1 - Per reserve: Transfer to/(from) reserves - Due to amalgamation (previous year column)	7.5.2.1 (Previous year return) - Per reserve: Transfer to/(from) reserves - Due to amalgamation (current year column)
7.5.2.2 - Per reserve: Transfer to/(from) reserves - Other (specify) (previous year column)	7.5.2.2 (Previous year return) - Per reserve: Transfer to/(from) reserves - Other (specify) (current year column)
Part 8 Lines 8.1.1 - 8.1.5, 8.2.1 - 8.2.10, 8.3.1 - 8.3.2 and 8.6 - 8.7: Previous year column	Part 8 Lines 8.1.1 - 8.1.5, 8.2.1 - 8.2.10, 8.3.1 - 8.3.2 and 8.6 - 8.7: Current year column (Previous Year return)
8.5.1 - Cash and cash equivalents at the beginning of the year: As previously reported (previous year column)	8.5 (Previous Year annual return) - Cash and cash equivalents at beginning of period (current year column)
8.5.1 - Cash and cash equivalents at the beginning of the year: As previously reported (current year column)	8.9 - Cash and cash equivalents at the end of the year (previous year column)
9(a): 7(a)(iii)- Investments: PROPERTY, PLANT AND EQUIPMENT: Computer equipment and Software	4.1.3 - Net Carrying amount at end of year (Computer Equipment and Software)
9(a): 7(a)(iii) - Investments: PROPERTY, PLANT AND EQUIPMENT: Furniture and Fittings	4.1.3 - Net Carrying amount at end of year (Furniture and Fittings)
9(a): 7(a)(iii) - Investments: PROPERTY, PLANT AND EQUIPMENT: Motor Vehicles	4.1.3 - Net Carrying amount at end of year (Motor Vehicles)
9(a): 7(a)(iii) - Investments: PROPERTY, PLANT AND EQUIPMENT: Other	4.1.3 - Net Carrying amount at end of year (Other)
9(a): 9.8 - Investments: Less: Assets Encumbered	4.25.2 - (Total encumbered assets + Total suretyships) *-1
9(a): 9.10 - Investments: Less: Assets Encumbered	9(a): 9.8 - Investments: Less: Assets Encumbered *-1
9(a): 9.12 - Investments: Trade and other receivables	5.1.2.2 - Trade and other receivables (current year column)
9(a) Section 35(8) compliance self-declaration	Part 1.4 Question 19
9(a) Annexure B compliance self-declaration	Part 1.4 Question 22
Part 9(b).2: Contract names	Part 1.4 question 6 h
10.1.1 - Balance at beginning of period	10.1.9 (Previous Year annual return) - Cumulative net gain on re-measurement to fair value of properties and investments included in accumulated funds

Pull throughs for the 2013 Annual Statutory Return

Field where link must be (to)	Field from where pull through must occur (from)
10.1.3 - Net gains/(losses) on re-measurement to fair value of financial instruments and investment properties included in the income statement	4.20.4 - Unrealised gain/(loss) on revaluation of investment property + 4.20.5 - Unrealised gain/(loss) on revaluation of investments carried at fair value through the income statement + 7.1.3.2 - Due to re-measurement of investments and property, plant and equipment (current year column)
10.1.5 - Consolidation results	6.1.22 - Total Consolidation results
10.2.1 - Total members' funds per balance sheet	5.2.1 (current year column) - Members' funds
10.2.2 - Less: Unrealised non-distributable reserve.	{5.2.1.2 (current year column) - Revaluation reserve (investments) + 5.2.1.3 (current year column) - Revaluation reserve (property, plant & equipment)} >0 * -1
10.2.3 - Less: Funds set aside for specific purposes	5.2.1.4 (current year column) - Reserves set aside for specific purposes * -1
10.2.4 - Less: Cumulative net gains on revaluation of investments and property, plant and equipment included in the income statement	10.1.9 - Cumulative net gain on revaluation of investments and Property, plant and equipment included in the income statement > 0 * -1; however if 10.2.2 < 0 AND 10.1.9 < 0 then 10.2.4 = 10.1.9 * -1, limited to 10.2.2 * -1
10.2.5 - Less: Specific Assets Encumbered for third party liabilities	4.25.2 - Total encumbered assets + Total suretyships * -1
10.2.6 - Less: Minority Interest	5.2.1.6 - Minority interest * -1
10.2.9 - Total net assets	10.2.8 - Total net assets
10.2.10 - Annualised gross contributions	6.1.1 - Total gross contributions (current year)



HELP FILE WITH REGARDS TO THE 2013 ANNUAL STATUTORY RETURN

SUMMARY OF MAIN CHANGES FOR THE 2013 YEAR:	5
LOGIN ONTO ANNUAL STATUTORY RETURN	7
CONTACT US	13
STATUTORY RETURN	14
General comments on the completion of the return	14
PART 1 MEDICAL SCHEME DETAILS	15
Part 1.1 Details of Medical Scheme and Certification of Return	15
Part 1.2 Benefit Options	19
Part 1.3.1 Board of Trustees	20
Part 1.3.2 Training attended	21
Part 1.4 Report of the Management Board/Committee	22
PART 2 NON FINANCIAL DATA	23
Part 2.1 Membership at the End of the Financial Year	23
Part 2.2 Number of Registered Members and Dependants at the End of Each Month	24
Part 2.3.1 Age Analysis of Beneficiaries as at the End of the Financial Year	25
Part 2.3.2 Age Analysis of Members as at the End of the Financial Year	26
Part 2.4.1 Member Movement	27
Part 2.4.2 Age Analysis of Member Movement as at the End of the Financial Year	28
Part 2.5 Waiting Periods	29
Part 2.6 Utilisation	30
Part 2.7.1 Number of Beneficiaries Suffering From the Following Chronic Diseases: Prevalence	32
Part 2.7.2 Number of Beneficiaries Suffering From the Following Chronic Diseases: Entry and Verification Criteria	41
Part 2.7.3 Number of Screening Tests or Procedures Performed in respect of Beneficiaries with the Following Chronic Diseases (Based on the Entry and Verification Criteria)	43
Part 2.8 Analysis of Utilisation of Services by Specialists	44
Part 2.9 Analysis of Utilisation of Services by Allied and Support Health Professionals	45
Part 2.10 Analysis of Utilisation of Other Benefit Services	46
Part 2.11 Analysis of Utilisation of Medicines	47
Part 2.12 Distribution of Membership at End of Financial Year	48
Part 2.13 Utilisation of Private Hospitals by Age Group and Gender	49
Part 2.14 Utilisation of Public Hospitals by Age Group and Gender	50
Part 2.15 Utilisation of Hospitals in respect of Selected Principal Diagnosis Types per ICD10 Codes	51
PART 3 BENEFIT INFORMATION	52
Part 3.1 Analysis of Benefits Actually Paid During the Financial Year	52
Part 3.2 Analysis of Medical and Dental Specialists	53
Part 3.3 Analysis of Allied and Support Health Professionals	54
Part 3.4 Analysis of Other Benefits	55



Part 3.5	Analysis of Total Benefits Paid in respect of Selected Principal Diagnosis Types per ICD10 Codes	56
Part 3.6	Analysis of out-of-hospital costs	57
Part 3.7	Total PMB expenditure paid per age band: in-hospital and out-of-hospital	58
Part 3.8	PMB expenditure in-hospital and out-of-hospital: by DTP condition (amount claimed vs amount paid)	59
Part 3.9	PMB expenditure in-hospital and out-of-hospital: by CDL condition (amount claimed vs amount paid)	60
PART 4	NOTES TO THE FINANCIAL STATEMENTS	61
Part 4.1	Property, Plant and Equipment.....	61
Part 4.2	Investments.....	62
Part 4.3	Trade and Other Receivables	63
Part 4.4	Cash and Cash Equivalents.....	67
Part 4.5.1	Personal Medical Savings Account Trust Liability	68
Part 4.5.2	Personal Medical Savings Account Trust Investment	70
Part 4.6	Borrowings	71
Part 4.7	Other Non-Current Liabilities	72
Part 4.8	Trade and Other Payables.....	73
Part 4.9	Outstanding Claims Provision	75
Part 4.10	Risk Contribution Income	76
Part 4.11.1	Relevant Healthcare Expenditure.....	78
Part 4.11.2	Managed Care: Healthcare Services (No Transfer of Risk) – Paid and Incurred.....	81
Part 4.12	Managed Care: Management Services.....	82
Part 4.13	Net (income)/expenses from other risk transfer arrangements (excluding commercial reinsurance contracts)	83
Part 4.14	Net income/ (expenses) from risk transfer arrangements: commercial reinsurance contracts.....	85
Part 4.15(a)	Broker service fees.....	86
Part 4.15(b)	Other distribution costs.....	87
Part 4.16.1	Administration Expenses.....	88
Part 4.16.2	Advertising and Marketing Expenditure	90
Part 4.17	Trustee Remuneration and Considerations	91
Part 4.18	Provision for impaired losses at year-end	92
Part 4.19	Other Investment Income	99
Part 4.20	Other Realised and Unrealised Gains/ (Losses)	100
Part 4.21	Own Facility Surplus/ (Deficit)	101
Part 4.22	Finance Costs	102
Part 4.23	Net Surplus/ (Deficit) per Benefit Option	103
Part 4.24	Guarantees Supplied to Registrar in Terms of the Act.....	106
Part 4.25	Guarantees and Suretyships for Third Parties Liabilities (Including Contingent Liabilities)	107
Part 4.26	Related Party Transactions.....	108
PART 5	STATEMENT OF FINANCIAL POSITION.....	115
PART 6	STATEMENT OF COMPREHENSIVE INCOME.....	117
Part 6.1	Statement of Comprehensive Income	117
Part 6.2	Monthly Statement of Net Healthcare Result.....	118
Part 6.3	Results of Efficiency Discount options	119



PART 7	STATEMENT OF CHANGES IN FUNDS AND RESERVES.....	120
Part 7.1	Accumulated Funds.....	120
Part 7.2	Revaluation Reserve (Financial Instruments).....	121
Part 7.3	Revaluation Reserve (Property, Plant and Equipment)	122
Part 7.4	Reserves Set Aside for Specific Purposes	124
Part 7.5	Other Reserves.....	126
PART 8	CASH FLOW STATEMENT	129
PART 9	INVESTMENT ANALYSIS.....	131
Part 9(a)	Assets Held in the Republic	131
Part 9(b)	Assets Held in the Republic in Terms of Regulation 30 in Conjunction with Annexure B to the Regulations	140
PART 10	MINIMUM ACCUMULATED FUNDS TO BE MAINTAINED.....	141
Part 10.1	Cumulative Net Gain on Re-measurement of Properties and Investments	141
Part 10.2	Solvency Ratio.....	143
PART 11	REPORTING BY THE AUDITORS IN TERMS OF SECTIONS 36, 37 & 39 OF THE ACT.....	146
Part 11(a)	Auditor's report.....	146
Part 11(b)	Limited assurance report.....	146
PRINT REQUEST FOR RETURN.....		148
VALIDATION OF RETURN		149
SUBMISSION OF RETURN		152
HELP FUNCTION.....		154
LOG OUT FUNCTION		154



SUMMARY OF MAIN CHANGES FOR THE 2013 YEAR:

The following constitutes a summary of the main changes to the 2013 annual statutory return:

- **Part 1.2 Benefit options**
Details on registered Efficiency Discount Options should be disclosed.
- **Part 1.4 Report of the Board of Trustees**
Question 8 has been elaborated on, and now also requires details in respect efficiency discount options.
- **Part 2.3.2 Age analysis of members as at the end of the financial year**
The scheme is now required to provide information on the members' ages per benefit option; Part 2.3.1 still requires the information on a beneficiary level.
- **Part 2.7.2 Number of beneficiaries with the following chronic diseases: Entry and verification criteria**
Part 2.7.2 requires information on the number of beneficiaries per benefit option with specific chronic diseases based on the entry and verification criteria, compared to Part 2.7.1 which requires the same information based on prevalence.
- **Part 2.7.3 Number of screening tests or procedures performed in respect of beneficiaries with the following chronic diseases**
This part requires schemes to provide certain information on the diagnosis and management of specific chronic diseases. Again the information would be based on beneficiaries identified based on the entry and verification criteria.
- **Part 3.6 Analysis of out-of-hospital costs**
This part requires information in respect of consumables, equipment fees and procedure fees; split between the relevant medical professionals.
- **Part 3.7 Total PMB expenditure paid per age band: in-hospital and out-of-hospital**
Part 3.7 was amended to require information in respect of variances between the total PMB expenditure per benefit option (in-hospital and out-of-hospital) paid by the scheme, and the sum of the Diagnosis Treatment Pairs (DTP) and Chronic Disease List (CDL) expenditure as required in parts 3.8 and 3.9.
- **Part 3.8 PMB expenditure in-hospital and out-of-hospital: by the DTP condition**
Part 3.8 was added to the return in order to collect data on DTP expenditure paid by schemes.
- **Part 3.9 PMB expenditure in-hospital and out-of-hospital: by CDL condition**
Part 3.9 was added to the return in order to collect data on the CDL expenditure paid by schemes.
- **Part 4.7 Other non-current liabilities**
Part 4.7 was amended to allow schemes to provide details on its non-current post-retirement benefits.
- **Part 4.11.2 Managed care: healthcare services (no transfer of risk) – paid and reported**
The previous year's information is now automatically pulled through. Schemes do however have the option to edit the amounts; following which the reasons for the restatement(s) would need to be supplied.
- **Part 4.12 Managed care: management services**
Provision is now also made for contracts with the co-administrator and its related parties.



- Part 4.13: Net (income)/expenses from other risk transfer arrangements (excluding commercial reinsurance contracts):
The previous year's information is now automatically pulled through. Schemes do however have the option to edit the amounts; following which the reasons for the restatement(s) would need to be supplied.
- Part 4.16.2 Advertising and marketing expenditure
The previous year's information is now automatically pulled through. Schemes do however have the option to edit the amounts; following which the reasons for the restatement(s) would need to be supplied.
- Part 6.3 Results of the efficiency discount options
The scheme would need to provide high level results for each registered efficiency discount option (refer to the changes made to Part 1.2 above), including membership statistics.
- Part 9(a): Assets held in the Republic in terms of Regulation 30 in conjunction with Annexure B to the Regulations of the Medical Schemes Act 131 of 1998
Primary and secondary drop-downs had been added to category 2 and 4 assets. The scheme would now need to select the institution name first, before drilling down into the security codes.
The scheme would also now be able to select multiple entries from the drop-downs.
The Board of Trustees are now also required to sign off on Part 9(a); declaring that the disclosure of the assets adheres to the requirements imposed by Explanatory Note 8, that the assets were correctly categorised in terms of Annexure B, and that all non-compliance matters had been reported.

Help File: 2013 Annual Statutory Return



LOGIN ONTO ANNUAL STATUTORY RETURN



Not yet a user on the system:

Click on the words 'Register Here'.

Help File: 2013 Annual Statutory Return



The following screen will appear when the user clicked on the 'Register Here' button:

The screenshot shows a web browser window titled 'Register - Windows Internet Explorer' with the address bar displaying 'http://cmsuat01/returns/register.aspx'. The page features the CMS logo and navigation links for 'Home' and 'Contact Us'. A message at the top states: 'Click on the "..." button to select one or many Schemes'. Below this is a selection button and a list of input fields: First Name, Last Name, Email, Confirm Email, Telephone, Cellphone, Fax, Street, City, Postal Code, UserName, Secret Question and Answer (for lost password validation), and a dropdown menu for Mothers Maiden Name. A 'Register' button is located at the bottom of the form. The browser's status bar at the bottom shows 'Local intranet | Protected Mode: Off' and the system clock indicates '10:12 AM 2011/02/18'.

The user should ensure that he or she selects all the schemes, for which he or she would want to register, when clicking on the selection-button.

When the user submits his or her request to be registered, an e-mail will be send to the 'administrator' of that scheme, to approve the registration of the user. Please note that our system has one administrator for each scheme, which is the very first person to register as a user for that specific scheme.

As soon as we receive the approval from the 'administrator' of the scheme, the Office will e-mail the new user his or her username and password to access the online statutory return.

Help File: 2013 Annual Statutory Return



Registered as an user on the system

The user should then capture his or her user name and password on the login screen and press submit.

Login to the Statutory Returns Portal - Windows Internet Explorer

http://cmsuat01/returns/

Google

Home - Council for Medi... GetSmarter

Login to the Statutory ... Council for Medical Sche...

CMS COUNCIL FOR MEDICAL SCHEMES

Home Contact Us

Welcome to the Statutory Returns Portal

Please Log In

Username Julindi

Password

submit reset

Not a member yet? [Register here](#)

Forgot your password? [Click here](#)

• [Legal information](#) | [Privacy Policy Statement](#)

© Council for Medical Schemes

Done

Local intranet | Protected Mode: Off

10:15 AM 2011/02/18

Help File: 2013 Annual Statutory Return



Forgot your password?

Should a user forget his or her password, the user should use the button provided on the login screen stating "Forgot your Password? Click Here"

The following screen will appear, and the user will be required to complete the required information and press OK. If the secret answer corresponds with the answer captured during the registration process of the user, the user will receive an e-mail from the Office with his password.

The screenshot shows a web browser window titled 'Forgot - Windows Internet Explorer' with the address bar displaying 'http://cmsuat01/returns/forgot.aspx'. The page features the CMS logo and navigation links for 'Home' and 'Contact Us'. The main content area contains the following text and form elements:

Complete the form below, if you have forgotten your password. The password will be e-mailed to you.

UserName

Secret Question

Secret Answer

Mothers Maiden Name

The browser's status bar at the bottom indicates 'Local intranet | Protected Mode: Off' and shows the time as 10:15 AM on 2011/02/18.

Help File: 2013 Annual Statutory Return



As soon as the user has logged in, the following screen will appear:

Log in to the Statutory Returns Portal - Windows Internet Explorer

http://cmsuat01/returns/choosenow.aspx

Log in to the Statutory Returns Portal

CMS COUNCIL FOR MEDICAL SCHEMES

Log Out

Please select return and scheme for online submission:

☒ ANNUAL RETURN
☐ QUARTERLY RETURN
☐ REF RETURN

☒ Current
☐ Select a Year (Readonly)

AECI MEDICAL AID SOCIETY

Ok

[Request User Access to New Scheme](#)
User Access Management

Please click on 'Batch Submit' for REF Batch Submission:

Batch Submit

CMS Comments on REF Submissions:

REF submissions 2009 View Comments

(1 item remaining) Waiting for http://cmsuat01/returns/choosenow.aspx...

Local intranet | Protected Mode: Off

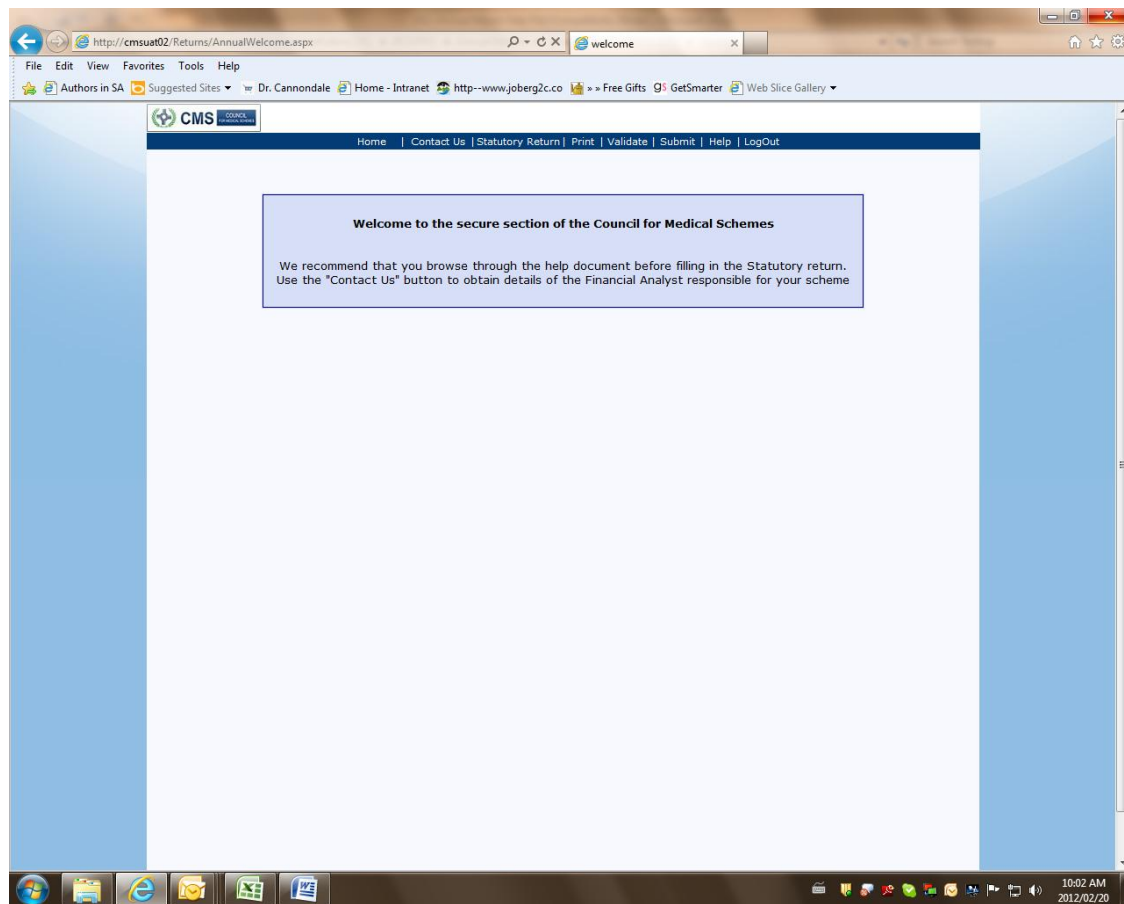
08:46 AM 2011/02/18

The user should choose the specific scheme he or she wants to access. The user will also have the option to choose whether he or she wants to access the current year's return or the previous years' returns (in a read-only format).

Help File: 2013 Annual Statutory Return



After selecting the scheme, the following screen will appear:



Help File: 2013 Annual Statutory Return



CONTACT US

Should a user experience any problems with the online statutory return, he or she can contact the Office at any point in time by just clicking on the 'Contact us' option on the task bar. The following screen will appear:

The screenshot shows a web browser window titled 'Annual Contact - Windows Internet Explorer'. The address bar shows the URL 'http://cmsuat01/returns/annualcontact.aspx'. The browser's Favorites bar includes 'Ladies Who Lunch', 'Home - Council for Medi...', and 'GetSmarter'. The page content features the CMS logo and a navigation bar with links: 'Home', 'Contact Us', 'Statutory Return', 'Print', 'Validate', 'Submit', 'Help', and 'LogOut'. The main content area contains the following text: 'Complete this form for any assistance. Your enquiry will immediatly be send to your Financial Analyst'. Below this, it states 'The financial analyst for this scheme is: Kabelo Mahobyne'. There is a text input field labeled 'Subject of Enquiry'. Below the input field, it says 'Type your enquiry below and press send:'. A large text area for the enquiry is provided, followed by 'Send' and 'Clear' buttons. The status bar at the bottom indicates 'Waiting for http://cmsuat01/returns/annualcontact.aspx...' and 'Local intranet | Protected Mode: Off'. The system clock shows '10:16 AM 2011/02/18'.

The name of the financial analyst responsible for the specific scheme will appear on the screen. The user should only complete the details of his or her enquiry and press 'send'. An e-mail will be send to the specific financial analyst responsible for the scheme. It is then the financial analyst's responsibility to contact the scheme and resolve the enquiry.

STATUTORY RETURN

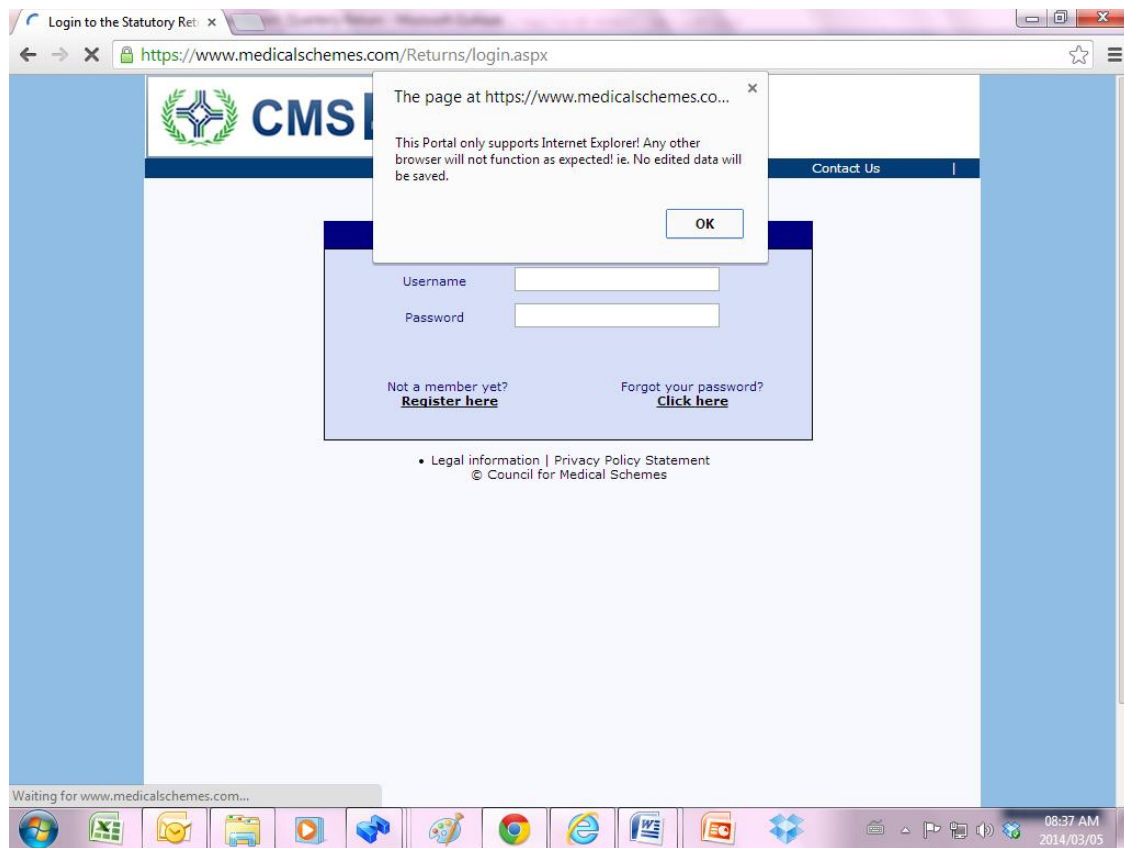
To access the individual parts of the online statutory return, the user should click on the 'statutory return' button on the task bar. Part 1.1 will automatically open.

General comments on the completion of the return

The system does not recognise apostrophes (') and &-signs.

The user will not be able to input any figures with decimals; only whole figures will be accepted.

The Annual Statutory Return's web application is only compatible with Internet Explorer version 10 or higher. Data captured through other browsers (e.g. Firefox, Chrome, etc.) would not save. When accessing the return through these applications, the following error message would be generated:



To ensure that the return is viewed optimally, the user should ensure that the computer screen size is set at 1 280 x 1024.

Help File: 2013 Annual Statutory Return



PART 1 MEDICAL SCHEME DETAILS

Part 1.1 Details of Medical Scheme and Certification of Return

The details of the scheme and its officials are maintained by the Office. Part 1.1 will therefore always be in a read-only format. In order to affect changes in this part, refer to the pop-up for the contact details of the relevant person to address the updates to.

Please ensure that the latest details of the Principal Officer, Chairperson, Trustee signatory, Scheme, Administrator, Co-Administrator, Fund manager, User, Auditor(s) and Liquidator or Curator (where applicable) are updated every period in part 1.1 of the return. Kindly also refer to Circular 9 of 2009 in this respect. Please note that the word document will be automatically e-mailed to the various persons indicated in Part 1 of the return.

Kindly note that the Principal Officer and Board of Trustees (or Curator where applicable) as at 31 December will be responsible for the signing of the return. (Also refer to "Certification of the return" for further requirements in respect of the signing of the return.)

Reference number

When the scheme was originally uploaded onto the system, a reference number was automatically registered on our system.

Help File: 2013 Annual Statutory Return



Please note that the reference number will stay the same even if the scheme changed its name.

Amalgamations

A final set of audited accounts (as at the date of the amalgamation), including the statutory return (as at 31 December) for the year in which a scheme has amalgamated have to be prepared and submitted to the Registrar.

Please take note that all the sections must be completed with the data for the period in which the scheme that amalgamated was still in operation. This is done to ensure that the full 12 months' figures are obtained for all sections, especially parts 3 and 4 in respect of the service providers and the statement of comprehensive income (the reason being that the new scheme will not report on that data in their return as only opening balances are taking into account in their return).

Every line item of the statement of financial position should be completed in detail. The closing statement of financial position figures will become zero in the return through the use of the last line item "Less: Transfer of assets / liability due to amalgamation during the year". These lines are applicable for amalgamations that occurred during the year, as the annual financial statements would have been prepared as at the date of amalgamation, whilst the return is as at 31 December. For example:

Home | Contact Us | Statutory Return | Print | Validate | Submit | Help | LogOut

Part 8 | Part 9 | Part 10 | **Part 11** | Part 12 | Part 13 | Part 14 | Part 15 | Part 16 | Part 17

Part 4.1 | Part 4.2 | Part 4.3(a) | Part 4.3(b) | Part 4.4 | Part 4.5 | Part 4.6 | Part 4.7 | Part 4.8 | Part 4.9 | Part 4.10 | Part 4.11 | Part 4.12 | Part 4.13 | Part 4.14 | Part 4.15(a) | Part 4.15(b) | Part 4.16 | Part 4.17 | Part 4.18 | Part 4.19 | Part 4.20 | Part 4.21 | Part 4.22 | Part 4.23 | Part 4.24 | Part 4.25 | Part 4.26

PART 4.2: INVESTMENTS

	Non-Current R	Current R	Total R
4.2.1 Investment property	7,000,000	0	7,000,000
4.2.2 Available for sale investments	4,000,000	0	4,000,000
4.2.3 Held-to-maturity investments	400	600	1,000
4.2.4 Investments held at fair value through profit or loss	643,996,432	3,468,459,576	4,112,456,008
4.2.5 Other (specify)	600	400	1,000
4.2.6 Group investments on consolidation	0	3,000,000	3,000,000
4.2.7 Less: Transfer of assets due to amalgamation during the year	0	0	0
4.2.8 Total investments	654,997,432	3,471,460,576	4,126,458,008

10:03 AM
2012/02/20

Help File: 2013 Annual Statutory Return



Please ensure that the closing balances of the scheme that amalgamated agree with the opening balance that has been taken forward to the new scheme for incorporation into their accounts.

Consolidations

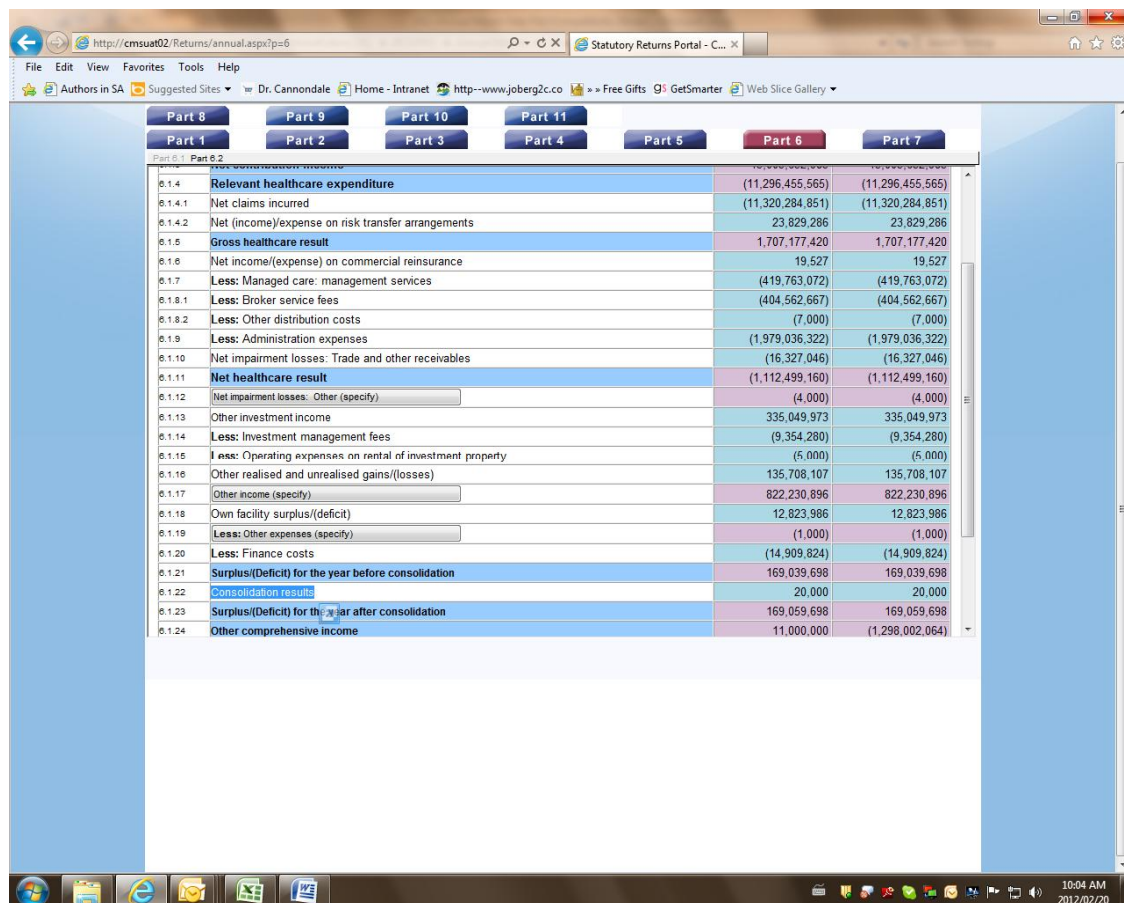
Where a scheme completes the annual return on a consolidated basis, group transactions that relates to other parties in the group (not the scheme) should be aggregated and included in the specific line provided for on the statement of financial position items, as well as on the statement of cash flows (line 8.7).

	Non-Current R	Current R	Total R
4.2.1 Investment property	7,000,000	0	7,000,000
4.2.2 Available for sale investments	4,000,000	0	4,000,000
4.2.3 Held-to-maturity investments	400	600	1,000
4.2.4 Investments held at fair value through profit or loss	643,996,432	3,468,459,576	4,112,456,008
4.2.5 Other (specify):	600	400	1,000
4.2.6 Group investments on consolidation	0	3,000,000	3,000,000
4.2.7 Less: Transfer of assets due to amalgamation during the year	0	0	0
4.2.8 Total investments	654,997,432	3,471,460,576	4,126,458,008

Help File: 2013 Annual Statutory Return



All income statement transactions for the group companies should be included in part 4.23 line 4.23.36 and part 6.1 line 6.1.22:



Line	Description	Year before consolidation	Year after consolidation
6.1.4	Relevant healthcare expenditure	(11,296,455,565)	(11,296,455,565)
6.1.4.1	Net claims incurred	(11,320,284,851)	(11,320,284,851)
6.1.4.2	Net (income)/expense on risk transfer arrangements	23,829,286	23,829,286
6.1.5	Gross healthcare result	1,707,177,420	1,707,177,420
6.1.6	Net income/(expense) on commercial reinsurance	19,527	19,527
6.1.7	Less: Managed care: management services	(419,763,072)	(419,763,072)
6.1.8.1	Less: Broker service fees	(404,562,667)	(404,562,667)
6.1.8.2	Less: Other distribution costs	(7,000)	(7,000)
6.1.9	Less: Administration expenses	(1,979,036,322)	(1,979,036,322)
6.1.10	Net impairment losses: Trade and other receivables	(16,327,046)	(16,327,046)
6.1.11	Net healthcare result	(1,112,499,160)	(1,112,499,160)
6.1.12	Net impairment losses: Other (specify)	(4,000)	(4,000)
6.1.13	Other investment income	335,049,973	335,049,973
6.1.14	Less: Investment management fees	(9,354,280)	(9,354,280)
6.1.15	Less: Operating expenses on rental of investment property	(5,000)	(5,000)
6.1.16	Other realised and unrealised gains/(losses)	135,708,107	135,708,107
6.1.17	Other income (specify)	822,230,896	822,230,896
6.1.18	Own facility surplus/(deficit)	12,823,986	12,823,986
6.1.19	Less: Other expenses (specify)	(1,000)	(1,000)
6.1.20	Less: Finance costs	(14,909,824)	(14,909,824)
6.1.21	Surplus/(Deficit) for the year before consolidation	169,039,698	169,039,698
6.1.22	Consolidation results	20,000	20,000
6.1.23	Surplus/(Deficit) for the year after consolidation	169,059,698	169,059,698
6.1.24	Other comprehensive income	11,000,000	(1,298,002,064)

Liquidations

A final set of accounts, including the statutory return, should be prepared until the effective date of liquidation. As with amalgamations, the submitted financial statements would be prepared as at the date of the liquidation, whilst the statutory return should be prepared as at 31 December.

Again the scheme would need to complete all the line items of the statement of financial position in detail. The closing statement of financial position figures will become zero in the return through the use of the last line item.

Auditor(s)

The details of the auditor(s), as approved by the Registrar in terms of section 36 of the Act for the applicable financial year, will be reflected in part 1.9.

Certification of the return

In terms of section 39(1) of the Act a medical scheme shall be deemed not to have complied with any provision of this Act which imposes upon such a medical scheme the obligation to furnish to the Registrar a

Help File: 2013 Annual Statutory Return



document prepared by the medical scheme, unless such document is signed by either the Principal Officer and one other person authorised in accordance with the rules of the medical scheme to sign documents or the Curator.

In addition section 39(2)(a) of the Act requires that the following persons shall sign any document within terms of any provision of the Act must be furnished by a medical scheme to the Registrar:

- (a) In the case of a board of trustees, the chairperson of the board of trustees, and by one other member of such board; and
- (b) In any other case, persons designated by the Registrar who exercise control over the business of the medical scheme concerned.

It is important to note that the signing authority of a Principal Officer and/or Chairperson can only be delegated to a suitable person appointed by the board of trustees; the appointment of the acting Principal Officer should be in line with the provisions of section 57(4) (a) and 57(7) of the Medical Schemes Act, and the appointment of the acting Chairperson in line with the rules of the scheme.

Where applicable, a copy of the signed board of trustee resolution, where another person was appointed, should accompany the annual statutory return.

The auditor must initial parts 4 to 10 of the return for identification purposes, and the Principal Officer should initial all parts of the return for identification purposes.

Part 1.2 Benefit Options

The screenshot shows the CMS Statutory Returns Portal interface. The browser address bar displays <http://cmsuat02/Returns/annual.aspx?p=&d=2>. The portal has a navigation menu with links: Home, Contact Us, Statutory Return, Print, Validate, Submit, Help, and LogOut. Below the menu, there are tabs for Part 8, Part 9, Part 10, and Part 11. The main content area is titled 'PART 1.2 BENEFIT OPTIONS' and contains a table with the following structure:

Registered Benefit Options	Efficiency Discount Options	Efficiency Discount Option Names
OPTION A	Yes	Sub Benefit Options
OPTION B	No	Sub Benefit Options
OPTION C	No	Sub Benefit Options
OPTION D	Yes	Sub Benefit Options
OPTION E	No	Sub Benefit Options
OPTION F	No	Sub Benefit Options
OPTION G	No	Sub Benefit Options
OPTION H	No	Sub Benefit Options
OPTION I	No	Sub Benefit Options
OPTION J	No	Sub Benefit Options
OPTION K	No	Sub Benefit Options
OPTION L	No	Sub Benefit Options
OPTION M	No	Sub Benefit Options
OPTION N	No	Sub Benefit Options

The taskbar at the bottom shows the system clock as 08:40 AM on 2014/03/05.

Help File: 2013 Annual Statutory Return



The Council keeps record of the registered benefit options of the scheme and as such the names of the registered benefit options in part 1.2 will be in a read-only format. Part 1.2 reflects all registered options for the financial year concerned; even if some of the options were discontinued during the course of the year.

A scheme should NOT request the registration of an option in part 1.2 if that option was not in operation during the year concerned. Provision has been made for financial transactions in the 'other' column in part 4.23 of the return, should the scheme have incurred some financial transactions in the year concerned for options been deregistered but are in process of being winded down.

The benefit options captured in part 1.2 will automatically pull through to parts 2.1, 2.3, 2.7, 3.6 and 4.23.

The scheme should confirm the existence of any Efficiency Discount Sub-Options registered in terms of an exemption obtained from Section 29(1)(n) in terms of Section 8(h). The names of these sub-options would need to be captured in Part 1.2. The names of these sub-options will then pull through to Part 6.3.

Part 1.3.1 Board of Trustees

The screenshot shows the CMS Statutory Returns Portal interface. The browser address bar displays <http://cmsuat02/returns/annual.aspx?p=1&d=3>. The page title is "Statutory Returns Portal - C...". The CMS logo is visible in the top left corner. The navigation menu includes links for Home, Contact Us, Statutory Return, Print, Validate, Submit, Help, and LogOut. The main content area is titled "PART 1.3.1: BOARD OF TRUSTEES". Below this title is a table with the following data:

Trustee Name
LERATO SEHULARO
PAUL BOSCH
GLEND MOSLEY
MOLEBOGENG MOLABE
JULINDI SCHEEPERS (RESIGNED 31 OCTOBER 2011)
ELIZABETH FIGUEIREDO (APPOINTED 31 JULY 2011)
KABELO MAHOBYE

As the Office keeps record of the details of the scheme and its officials, this part is in a read-only format. The names of all the board of trustees that were in office during the financial year (at any point in time) are listed in this part. It should be noted that the names captured in part 1.3.1 automatically pulls through to part 4.17, where the scheme completes the remuneration and considerations paid to the board of trustee members during the financial year concerned.

Help File: 2013 Annual Statutory Return



Part 1.3.2 Training attended

The screenshot shows the CMS Statutory Returns Portal. The browser address bar displays <http://cmsuat02>Returns/annual.aspx?p=&d=5>. The page title is "Statutory Returns Portal - C...". The CMS logo is in the top left corner. The navigation menu includes links for Home, Contact Us, Statutory Return, Print, Validate, Submit, Help, and LogOut. Below the navigation menu, there are buttons for Part 8, Part 9, Part 10, Part 11, Part 1, Part 2, Part 3, Part 4, Part 5, Part 6, and Part 7. The current section is "PART 1.3.2 TRAINING ATTENDED".

Trustee Name	Details of Training Attended
LERATO SEHULARO	None
GLENDA MOSLEY	Attended CMS trustee training.
JULINDI SCHEEPERS (RESIGNED 31 OCTOBER 2011)	None
ELIZABETH FIGUEIREDO (APPOINTED 31 JULY 2011)	Went to BHF conference
KABELO MAHOBYE	Attended CMS Indaba, CMS trustee training
MOLEBOGENG MOLABE (RESIGNED 01/07/2013)	Enrolled for UNISA course on governance
PAUL BOSCH	Attended internal trustee training (at employer group).

The Windows taskbar at the bottom shows the time as 08:41 AM on 2014/03/05. Various application icons are visible in the taskbar.

This part requires details on the training attended by each individual trustee.

Help File: 2013 Annual Statutory Return



Part 1.4 Report of the Management Board/Committee

Statutory Returns Portal - CMS Annual Section - Windows Internet Explorer

http://cmsuat01/returns/annual.aspx?pi=8&d=4

Home | Contact Us | Statutory Return | Print | Validate | Submit | Help | LogOut

Part 1 Part 2 Part 3 Part 4 Part 5 Part 6 Part 7

Part 1.1 Part 1.2 Part 1.3 Part 1.4

PART 1.4: REPORT OF THE BOARD OF TRUSTEES

Questions	YES	NO
GENERAL		
1. Has there been a change in accounting policies? Please provide full details: Investment properties are now accounted for at historic cost.	Yes <input checked="" type="checkbox"/>	No <input type="checkbox"/>
2. Has there been a change in accounting estimates? Please provide full details: The outstanding claims provision was affected.	Yes <input checked="" type="checkbox"/>	No <input type="checkbox"/>
3. Has any company/institution/person to your knowledge received or dealt with the contributions of the scheme otherwise than in terms of Section 26(6) and 26(7)? Please provide full details: Rogue broker.	Yes <input checked="" type="checkbox"/>	No <input type="checkbox"/>
4. Are transfers to and from reserves fully disclosed in the attached financial statements? Please provide full details:	Yes <input type="checkbox"/>	No <input checked="" type="checkbox"/>

Scheme : (MMED) Financial Year : (2010)

Local intranet | Protected Mode: Off

10:17 AM 2011/02/18

This part requires the board of trustees to complete a number of questions. The format of the questions requires a "yes" or "no" answer. More details might be required in some questions depending on the answer. Please note that the user's answer will not be accepted if the boxes that require more detail are not completed.

The names of the contracts entered in questions 6(b), 6(c) and 6(h) in the previous year's return will automatically pull through to the current year. Similarly the contract names in question 6(e) will be generated from the information displayed in part 1.1 of the return. Any additional contracts should be entered manually by the scheme.

The names of third party providers in question 6(a)(iii) pulls through to part 4.12. Similarly names detailed in the answers to questions 6(b), 6(c), 6(d), 6(g), 6(h) and 7 pulls through to parts 4.11.2, 4.13, 4.14, 4.16.2, 9(b) and 4.26 respectively.

Help File: 2013 Annual Statutory Return



PART 2 NON FINANCIAL DATA

Please note that when certain specifications are met, the user will be required to complete a reason box. The user will not be able to submit the return without completing the relevant reason boxes.

Part 2.1 Membership at the End of the Financial Year

	Benefit Options	Members	Adult Dependants	Child Dependants	Beneficiaries	Dependand Ratio
2.1.1.1	OPTION A	180,762	126,155	139,943	446,860	1.47
2.1.1.2	OPTION B	45,845	28,246	24,274	98,365	1.15
2.1.1.3	OPTION C	49,566	31,799	37,067	118,432	1.39
2.1.1.4	OPTION D	16,992	10,702	10,746	38,440	1.26
2.1.1.5	OPTION E	2,180	1,210	1,415	4,805	1.20
2.1.1.6	OPTION F	62,523	39,955	37,276	139,754	1.24
2.1.2	Consolidated Total	837,709	490,406	586,671	1,914,786	1.29

Please provide the reasons, should the members and/or adult and/or child dependants be zero for any option: [Click here](#)

Please provide the reasons, and actions to be taken, should the principal members be less than 6 000 members: [Click here](#)

The membership figures for each of the benefit options should be provided in this part. The dependants should also be split between adult and child dependants as defined in the rules of the scheme. Beneficiaries are the sum of members and dependants.

Dependant ratio

The dependant ratio is calculated as the total dependants (adult plus child) divided by the number of members. This calculation is done automatically.

Reason boxes

The following reason boxes must be completed when specifications are met:

- Please provide the reasons, should the members and/or adult and/or child dependants be zero for any option; and
- Please provide the reasons, and action to be taken, should the principle members be less than 6 000 members.

Help File: 2013 Annual Statutory Return



Part 2.2 Number of Registered Members and Dependants at the End of Each Month

	Benefit Options	Members	Adult Dependants	Child Dependants	Beneficiaries	Dependant Ratio
2.2.1	January	799,806	493,527	561,297	1,854,630	1.32
2.2.2	February	803,742	494,177	562,035	1,859,954	1.31
2.2.3	March	808,611	495,419	563,448	1,867,478	1.31
2.2.4	April	808,522	481,176	575,720	1,865,418	1.31
2.2.5	May	812,761	482,882	577,761	1,873,404	1.30
2.2.6	June	819,586	485,648	581,070	1,886,304	1.30
2.2.13	Average	819,958	491,005	575,485	1,886,448	1.30

Please provide the reasons if the members and/or adult dependants and/or child dependants are zero in any month: [Click here](#)

The scheme should capture the number of members, adult dependants and child dependants (as defined in the scheme's rules) per month in this section. Beneficiaries are the sum of members and dependants.

The December figures automatically pulls from part 2.1.

Average members and dependants

The total number of members and dependants for the year divided by the number of months in which the medical scheme had members. For example, if a scheme had members from October to December for the financial year, the total will be divided by three. This calculation is done automatically.

Dependant ratio

The dependant ratio is calculated as the total number of dependants (adult plus child) divided by the number of members. This calculation is done automatically.

Reason boxes

The following reason box must be completed when specifications are met:

- Please provide the reasons, should the members and/or adult and/or child dependants be zero for any option.

Help File: 2013 Annual Statutory Return



Part 2.3.1 Age Analysis of Beneficiaries as at the End of the Financial Year

Part 2.3.1
AGE ANALYSIS OF BENEFICIARIES AS AT END OF THE FINANCIAL YEAR

Per Benefit Option
OPTION A

	Consolidated Total		Per Benefit Option	
	Male	Female	Male	Female
2.3.1.1 Less than one year	14,556	21,134	6,573	6,239
2.3.1.2 1-4 years	37,950	37,016	13,590	12,852
2.3.1.3 5-9 years	52,523	61,355	16,755	15,921
2.3.1.4 10-14 years	43,198	42,317	17,149	16,460
2.3.1.5 15-19 years	33,630	42,961	17,365	16,813
2.3.1.6 20-24 years	53,251	28,475	9,108	10,255
2.3.1.7 25-29 years	93,141	107,700	8,420	12,283
2.3.1.8 30-34 years	223,552	138,590	16,093	20,574
2.3.1.9 35-39 years	149,602	139,297	19,544	22,130
2.3.1.10 40-44 years	105,297	108,506	18,217	19,841
2.3.1.11 45-49 years	43,997	54,250	17,601	18,220
2.3.1.12 50-54 years	50,409	41,362	15,325	16,222
2.3.1.13 55-59 years	22,630	27,956	14,130	14,464
2.3.1.14 60-64 years	21,346	22,341	11,095	10,790
2.3.1.15 65-69 years	10,384	12,534	6,922	7,258
2.3.1.16 70-74 years	13,574	15,316	3,948	4,277
2.3.1.17 75-79 years	12,430	12,787	2,362	3,240
2.3.1.18 80-84 years	1,821	5,682	1,176	1,955
2.3.1.20 Total	988,559	926,227	215,940	230,920
Cumulative Total	1,914,786		446,860	
65 Years + Ratio	5.04 %		7.35 %	

The scheme should capture the number of beneficiaries as at 31 December per age band in this section. It is important to note that the age of the beneficiary should be calculated as at 1 January of the financial year concerned. This information should be provided on an option level, and should be split between male and female beneficiaries.

The consolidated number of beneficiaries as well as the number of beneficiaries per option should validate to the number of beneficiaries captured in part 2.1.

65 years + ratio

The system automatically calculates the number of beneficiaries older than 65 years as a percentage of the total beneficiaries. This is done on a consolidated as well as option level.

Average age per beneficiary

The system automatically calculates the average age per beneficiary for the scheme as well as the individual options.

Reason boxes

The following reason box must be completed when specifications are met:

- Please provide the reasons, should the total males or females be zero for any option.

Help File: 2013 Annual Statutory Return



Part 2.3.2 Age Analysis of Members as at the End of the Financial Year

PART 2.3.2 AGE ANALYSIS OF MEMBERS AS AT END OF THE FINANCIAL YEAR					
		Consolidated Total		Options	
		Male	Female	OPTION A	
	Code			Male	Female
2.3.2.1	Less than one year	8,556	15,134	573	239
2.3.2.2	1-4 years	24,950	25,016	590	852
2.3.2.3	5-9 years	36,523	46,355	755	921
2.3.2.4	10-14 years	29,198	29,317	3,149	3,460
2.3.2.5	15-19 years	22,630	32,961	6,365	6,813
2.3.2.6	20-24 years	13,243	18,475	9,100	10,255
2.3.2.7	25-29 years	13,141	7,700	8,420	2,283
2.3.2.8	30-34 years	12,552	23,590	6,093	10,574
2.3.2.9	35-39 years	20,602	20,297	9,544	12,130
2.3.2.10	40-44 years	84,997	75,512	8,217	9,841
2.3.2.11	45-49 years	29,697	40,250	7,601	8,220
2.3.2.12	50-54 years	37,409	28,362	5,325	6,222
2.3.2.13	55-59 years	9,830	14,956	4,130	4,464
2.3.2.14	60-64 years	9,256	9,941	1,095	700
2.3.2.15	65-69 years	9,394	10,434	6,922	7,258
2.3.2.16	70-74 years	13,574	15,316	3,948	4,277
2.3.2.17	75-79 years	12,430	12,785	2,362	3,240
2.3.2.18	80-84 years	6,228	5,182	1,176	1,955
2.3.2.19	85 years +	5,268	6,648	567	1,126
2.3.2.20	Total	399,478	438,231	85,932	94,830
	Cumulative Total		837,709		180,762

The scheme should capture the number of members as at 31 December per age band in this section. It is important to note that the age of the member should be calculated as at 1 January of the financial year concerned. This information should be provided on an option level, and should be split between male and female members.

The consolidated number of members as well as the number of members per option should validate to the number of members captured in part 2.1.

65 years + ratio

The system automatically calculates the number of members older than 65 years as a percentage of the total members. This is done on a consolidated as well as option level.

Average age per beneficiary

The system automatically calculates the average age per member for the scheme as well as the individual options.

Help File: 2013 Annual Statutory Return



Part 2.4.1 Member Movement

		Number of New Members Joining the Scheme			Number of New Dependants Joining the Scheme	Number of Members Leaving the Scheme	Number of Dependants Leaving the Scheme
		Number of Members Transferring from Other Schemes	Number of Members Not Transferring from Other Schemes	Total			
2.4.1.1	January	0	0	0	0	60,156	0
2.4.1.2	February	6,130	5,711	11,841	13,311	7,905	11,923
2.4.1.3	March	6,807	6,297	13,104	14,994	8,235	12,339
2.4.1.4	April	3,473	3,491	6,964	8,035	7,053	10,006
2.4.1.5	May	5,764	5,691	11,455	14,014	7,216	10,267
2.4.1.6	June	6,772	7,527	14,299	16,739	7,474	10,664
2.4.1.13	Total	61,504	64,966	126,470	152,318	148,723	130,065

The scheme should complete the number of members transferring from other schemes as well as the number of members not transferring from other schemes (new entries into the medical scheme environment), per month in this part. The number of dependants joining the scheme should also be completed per month.

The number of members and dependants leaving the scheme should also be completed per month.

It should be noted that the net monthly movement in the beneficiaries in this part should agree with the movement in beneficiaries per month, as completed in part 2.2 of the return.

Help File: 2013 Annual Statutory Return



Part 2.4.2 Age Analysis of Member Movement as at the End of the Financial Year

Statutory Returns Portal - CMS Annual Section - Windows Internet Explorer

Home | Contact Us | Statutory Return | Print | Validate | Submit | Help | LogOut

Part 8 Part 9 Part 10 Part 11
Part 1 Part 2 Part 3 Part 4 Part 5 Part 6 Part 7

Part 2.1 Part 2.2 Part 2.3 Part 2.4.1 Part 2.4.2 Part 2.5 Part 2.6 Part 2.7 Part 2.8 Part 2.9 Part 2.10 Part 2.11 Part 2.12 Part 2.13 Part 2.14 Part 2.15

PART 2.4.2: AGE ANALYSIS OF MEMBER MOVEMENT FOR THE FINANCIAL YEAR

		Number of New Members Joining the Scheme	Number of New Dependants Joining the Scheme	Number of Members Leaving the Scheme	Number of Dependants Leaving the Scheme
2.4.2.1	Less than one year	7	23,294	4	7,931
2.4.2.2	1-4 years	5	17,216	4	15,571
2.4.2.3	5-9 years	13	17,183	6	16,097
2.4.2.4	10-14 years	30	15,006	15	14,213
2.4.2.5	15-19 years	1,916	13,009	578	13,549
2.4.2.6	20-24 years	23,879	19,887	10,710	3,831
2.4.2.20	Total	126,470	152,318	148,723	130,065

Please provide the reasons for inclusion of members in the category: Less than one year [Click here](#)

Scheme : (MMED) Financial Year : (2010)

Local intranet | Protected Mode: Off

10:19 AM 2011/02/18

The scheme should complete the number of new members and dependants joining the scheme as well as the number of members and dependants leaving the scheme per age band.

Important to note that the age of the beneficiary should be calculated as at 1 January of the financial year concerned.

The total number of members and dependants joining the scheme should agree with the number of members and dependants joining the scheme as captured in part 2.4.1. The same applies for the number of members and dependants leaving the scheme.

The scheme should note the reasons in the event that there were members for the age groups less than one year who joined or left the scheme as they are usually considered to be dependants on a scheme.

Help File: 2013 Annual Statutory Return



Part 2.5 Waiting Periods

PART 2.5: WAITING PERIODS

		Number of New Beneficiaries to whom General Waiting Periods were Imposed		Number of New Beneficiaries to whom Pre-existing Condition Exclusions were Imposed		Number of New Beneficiaries to whom Late Joiner Penalties were Imposed	
		New Beneficiaries	Transferred Beneficiaries	New Beneficiaries	Transferred Beneficiaries	New Beneficiaries	Transferred Beneficiaries
2.5.1	Less than one year	35	3	27	6	0	0
2.5.2	1-4 years	133	25	87	5	0	0
2.5.3	5-9 years	254	32	91	3	0	0
2.5.4	10-14 years	269	26	93	1	0	0
2.5.5	15-19 years	324	42	91	1	0	0
2.5.6	20-24 years	253	20	205	0	0	0
2.5.7	25-29 years	253	20	205	0	0	0
2.5.8	30-34 years	253	20	205	0	0	0
2.5.9	35-39 years	253	20	205	0	0	0
2.5.10	40-44 years	253	20	205	0	0	0
2.5.11	45-49 years	253	20	205	0	0	0
2.5.12	50-54 years	253	20	205	0	0	0
2.5.13	55-59 years	253	20	205	0	0	0
2.5.14	60-64 years	253	20	205	0	0	0
2.5.15	65-69 years	253	20	205	0	0	0
2.5.16	70-74 years	253	20	205	0	0	0
2.5.17	75-79 years	253	20	205	0	0	0
2.5.18	80-84 years	253	20	205	0	0	0
2.5.19	85-89 years	253	20	205	0	0	0
2.5.20	Total	4,589	660	3,971	160	2,550	159

Please provide reasons why no general waiting periods were imposed:

The scheme should complete the number of beneficiaries, per age band (new beneficiaries that entered the medical schemes environment as well as new beneficiaries transferred from other medical schemes) to whom the following were imposed:

- General waiting periods
- Pre-existing condition exclusions
- Late joiner penalties

Important to note that the age of the beneficiary should be calculated as at 1 January of the financial year concerned.

Reason boxes

The following reason boxes must be completed when specification are met:

- Please provide reasons why no general waiting periods were imposed;
- Please provide reasons why no pre-existing condition exclusions were imposed; and
- Please provide reasons why no late joiner penalties were imposed.

Help File: 2013 Annual Statutory Return



Part 2.6 Utilisation

	Current year	Previous year (LOCKED)
Primary and emergency care services:		
2.6.1 Number of beneficiaries visiting GP's at least once a year	1,784,652	1,874,562
2.6.1.2 Total number of visits to GP's	2,456,741	2,345,678
2.6.1.3 Number of beneficiaries visiting dentists at least once a year	741,561	894,561
2.6.1.4 Total number of visits to dentists	863,562	924,562
2.6.1.5 Number of beneficiaries visiting private nurses at least once a year	27,513	24,561
2.6.1.6 Total number of visits to private nurses	54,362	52,456
2.6.1.7 Number of beneficiaries enrolled in primary care networks	300,178	256,789
Private Hospitals: Beneficiaries		
2.6.2.1 Total number of outpatient visits	802	700
2.6.2.2 Number of inpatient admissions	901,456	789,456
2.6.2.3 Number of same-day inpatients	1,302,878	1,245,678
2.6.2.4 Total number of inpatient admissions for Medical cases	607,853	600,000
2.6.2.5 Total number of inpatient admissions for Surgical cases	9,112	10,000
2.6.2.6 Total number of inpatient admissions for Maternity cases	7,223	8,000
2.6.2.7 Total number of inpatient admissions for Cathlab cases	3,012	2,000
2.6.2.8 Total number of beneficiaries admitted as inpatients	504,531	453,254
2.6.2.9 Number of beneficiaries admitted for Prescribed Minimum Benefits	399,971	423,789
2.6.2.10 Number of beneficiaries admitted at Day clinics/ unattached operating theatres (discipline 76 and 77)	24,701	23,789
2.6.2.11 Number of beneficiaries receiving MRI scans	7,445	8,756

The previous year's figures are automatically pulled through from the previous year's return. The "Unlock previous year figures" button allows the scheme to make adjustments to these figures if needs be. In the event that the scheme had to make any adjustments to the previous year's figures, the details and/or reasons for the changes needs to be provided in the reason box.

It is important to note that the scheme is required to provide data on the number of admissions to ICU, High Care, General Ward, Emergency Unit, and not the number of beneficiaries admitted to ICU, High Care and General Ward. Furthermore schemes are required to provide data on number of inpatient days in ICU, High Care and General Ward. Schemes must provide data on the number of beneficiaries admitted for Renal Dialysis.

2.6.1.1 Refers to the number of beneficiaries visiting GP's at least once a year e.g. should the scheme have 6 000 beneficiaries and only 4 000 beneficiaries visited the GP at least once during the year, then 4 000 should be included in part 2.6.1.1.

However, taken from the above example, should those 4 000 beneficiaries visited the GP 3 times each during the year, then 12 000 visits should be recorded in part 2.6.1.2.

On part 2.6.1 the number of beneficiaries visiting at least once a year should be smaller than or equal to the (total number of beneficiaries registered as at 31 December OR average numbers of beneficiaries as at

Help File: 2013 Annual Statutory Return



31 December). The number of beneficiaries visiting at least once a year should be smaller than or equal to the total number of visits.

On both parts 2.6.2 and 2.6.3 the number of beneficiaries receiving administrations should be smaller than or equal to the (total number of beneficiaries registered as at 31 December OR average numbers of beneficiaries as at 31 December). The number of beneficiaries receiving administrations should be smaller than or equal to the number of administrations.

Please note that part 2.6.2 refers to utilisation both in-hospital and out-of-hospital.

PMB admissions on part 2.6.2.9 and part 2.6.3.9 are calculated based on the primary ICD code used in relation to the event.

On parts 2.6.2.1 and 2.6.3.1 Outpatient visits refers to any patient visiting a hospital that is not admitted to a bed or charged ward fees. This would include patients visiting for follow up care and prescription renewals.

Eligible practice numbers should include:

- 49 (sub-acute facilities);
- 55 (mental health institutions);
- 56 (provincial hospitals);
- 57 (private hospitals);
- 58(private hospitals); and
- 59 (private rehabilitation).

The following tariff codes should be included:

- 019;
- 022;
- 105;
- 301; and
- 302.

On parts 2.6.2.2-3 and 2.6.2.2-3 Inpatient refers any patient admitted to a hospital bed for more than 23 hours (includes date of admission – date of discharge >23 hours).

On part 2.6.2.3 Same day inpatient refers to any patient admitted and discharged on the same day as they are hospitalized and/or where they occupy a bed for less than 23 hours.

On part 2.6.2.4 and part 2.6.3.4: Medical case refers to any inpatient (>23 hours) case where no theatre tariff code is billed excluding maternity cases.

On parts 2.6.2.5 and 2.6.3.5: Surgical case refers to any inpatient (>23 hours) case where a theatre code 001, 002, 061, 071 and/or 081 was billed (per minute) excluding maternity cases.

On parts 2.6.2.6 and 2.6.3.6: Maternity inpatient cases should be included counting all inpatients (>23 hours) admitted for maternity care.

On parts 2.6.2.7 and 2.6.3.7: Cathlab inpatient cases should be included counting all inpatients (>23 hours) obtaining treatment in cathlabs.

Help File: 2013 Annual Statutory Return



The number of births as per parts 2.6.2.17 and 2.6.3.17 includes both live – and still births.

On both parts 2.6.2 and 2.6.3, the following should hold:

- Number of live births on parts 2.6.2.18 and 2.6.3.18 should be smaller than the number of births on parts 2.6.2.17 and 2.6.3.17, respectively;
- The number of caesarean section performed on parts 2.6.2.19 and 2.6.3.19 should be smaller than the number of births on parts 2.6.2.17 and 2.6.3.17, respectively; and
- Number of births to women between 12 and 18 years on parts 2.6.2.20 and 2.6.3.20 should be smaller than number of births on parts 2.6.2.17 and 2.6.3.17, respectively

The number of deaths (2.6.2.24 and 2.6.3.24) only relates to deaths of people under treatment.

Part 2.7.1 Number of Beneficiaries Suffering From the Following Chronic Diseases: Prevalence

Please note that the Office regards the information provided in this part as confidential, and will not distribute it to the public.

Part 2.7.1 replaces part 2.7 of previous years; reporting should therefore similar to previous years. The prevalence of Chronic Diseases List (CDL) conditions is based on the scheme's criteria.

Unlock	Name of disease	Consolidated Current Year	Consolidated Previous Year	Per Beneficiary Option	
				Current Year	Previous Year
	2.7.1.1 Addison's Disease	939	261	789	110
	2.7.1.2 Asthma	52,796	52,969	12,345	17,879
	2.7.1.3 Bipolar Mood Disorder	10,785	7,055	5,411	3,649
	2.7.1.4 Bronchiectasis	234	218	100	108
	2.7.1.5 Cardiac Failure	11,219	9,057	4,563	3,329
	2.7.1.6 Cardiomyopathy Disease	2,499	2,186	981	831
	2.7.1.7 Chronic Obstructive Pulmonary Disease	7,235	6,108	3,754	2,734
	2.7.1.8 Chronic Renal Disease	2,252	1,848	1,042	904
	2.7.1.9 Coronary Artery Disease	32,202	30,326	12,345	12,279
	2.7.1.10 Crohn's Disease	1,409	1,121	786	582
	2.7.1.11 Diabetes Insipidus	99	85	52	42
	2.7.1.12 Diabetes Mellitus Type 1	19,460	16,219	6,853	5,882
	2.7.1.13 Diabetes Mellitus Type 2	40,247	35,991	12,432	11,834
	2.7.1.14 Dysrhythmias	12,889	11,933	5,123	5,001
	2.7.1.15 Epilepsy	15,644	14,867	6,012	6,263
	2.7.1.16 Glaucoma	7,030	7,847	2,245	2,748
	2.7.1.17 Haemophilia	103	100	53	47
	2.7.1.18 HIV	14,440	10,090	1,254	1,657
	2.7.1.19 Hyperlipidaemia	98,780	93,600	37,891	38,514
	2.7.1.20 Hypertension	187,993	180,319	61,546	62,661

The previous year's figures are automatically pulled through from the previous year's return. The "Unlock previous year figures" button allows the scheme to make adjustments to these figures if needs be. In the

Help File: 2013 Annual Statutory Return



event that the scheme had to make any adjustments to the previous year's figures, the details and/or reasons for the changes needs to be provided in the reason box.

The prevalence of persons with the listed chronic conditions is required. Every beneficiary who has any of the listed chronic conditions in the financial year (January - December) must be counted.

For beneficiaries with multiple conditions - each condition must be counted separately.

SRM (Scheme Risk Measurement) Entry & Verification (E&V) criteria must not be used for the Annual Statutory Return data submission as these two datasets are collected for fundamentally different purposes. DO NOT supply SRM count data as this will be verified and subsequently rejected. The objective of Part 2.7.1 is to measure the burden of the disease whereas the SRM data would reflect the highest cost of chronic disease.

ICD-10 codes should be used to identify the prevalence of these conditions. (NAPPI and other codes should never be used). Valid ICD-10 codes to be used are shown in Table 1.

The number of beneficiaries with a chronic condition should be less than or equal to the total number of beneficiaries in a scheme as at 31 December OR Average number of beneficiaries as at 31 December.

Please note that blanks or missing numbers will not be accepted.

Table 1: ICD-10 codes for the identification of persons with chronic conditions

Disease	ICD-10 code
Addison's Disease	E27.1
Asthma	J45.0 J45.1 J45.8 J45.9 J46
Bipolar mood disorder	F31.0 F31.1 F31.2 F31.3 F31.4 F31.5 F31.6 F31.7 F31.8 F31.9
Bronchiectasis	J47 Q33.4
Cardiac failure	I50.0 I50.1 I50.9 I11.0 I13.0 I13.2

Help File: 2013 Annual Statutory Return



Disease	ICD-10 code
Cardiomyopathy	I42.0 - I42.9 I25.5
Chronic Renal Disease	N03.0 - N03.9 N11.0 N11.1 N11.8 N11.9 N18.0 N18.8 N18.9 I12.0 I13.1 I13.2 O10.2 O10.3
Chronic Obstructive Pulmonary Disease	J43.0 J43.1 J43.2 J43.8 J43.9 J44.0 J44.1 J44.8 J44.9
Coronary Artery Disease	I20.0 I20.1 I20.8 I20.9 I25.0 I25.1 I25.2 I25.3 I25.4 I25.5 I25.6 I25.8 I25.9
Crohn's Disease	K50.0 K50.1 K50.8 K50.9
Diabetes Insipidus	E23.2
Diabetes Mellitus Type 1	E10.0 E10.1 E10.2†N08.3* E10.3†H28.0* E10.3†H36.0* E10.4†G73.0*



Disease	ICD-10 code
	E10.4†G99.0* E10.4†G59.0* E10.4†G63.2* E10.5 E10.5†I79.2* E10.6 E10.6†M14.2* E10.6†M14.6* E10.7 E10.8 E10.9 E12.0 E12.1 E12.2†N08.3* E12.3†H28.0* E12.3†H36.0* E12.4†G73.0* E12.4†G99.0* E12.4†G59.0* E12.4†G63.2* E12.5 E12.5†I79.2* E12.6 E12.6†M14.2* E12.6†M14.6* E12.7 E12.8 E12.9 O24.0 O24.2 O24.3
Diabetes Mellitus Type 2	E11.0 E11.1 E11.2†N08.3* E11.3†H28.0* E11.3†H36.0* E11.4†G73.0* E11.4†G99.0* E11.4†G59.0* E11.4†G63.2* E11.5 E11.5†I79.2* E11.6 E11.6†M14.2* E11.6†M14.6* E11.7 E11.8 E11.9 E12.0



Disease	ICD-10 code
	E12.1 E12.2†N08.3* E12.3†H28.0* E12.3†H36.0* E12.4†G73.0* E12.4†G99.0* E12.4†G59.0* E12.4†G63.2* E12.5 E12.5†I79.2* E12.6 E12.6†M14.2* E12.6†M14.6* E12.7 E12.8 E12.9 O24.1 O24.2 O24.3 O24.4 O24.9
Dysrhythmias	I47.2 I48
Epilepsy	G40.0 - G40.9 G41.0 G41.1 G41.2 G41.8 G41.9
Glaucoma	H40.0 H40.1 H40.2 H40.3 H40.4 H40.5 H40.6 H40.8 H40.9 Q15.0
Haemophilia	D66 D67
HIV / AIDS	B20.0 B20.1 B20.2 B20.3 B20.4 B20.5 B20.6 B20.7



Disease	ICD-10 code
	B20.8 B20.9 B21.0 B21.1 B21.2 B21.3 B21.7 B21.8 B21.9 B22.0 B22.1 B22.2 B22.7 B23.0 B23.1 B23.2 B23.8 B24
Hyperlipidaemia	E78.0 E78.1 - E78.5
Hypertension	I10 I11.0 I11.9 I12.0 I12.9 I13.0 I13.1 I13.2 I13.9 I15.0 I15.1 I15.2 I15.8 I15.9 O10.0 O10.1 O10.2 O10.3 O10.4 O10.9 O11
Hypothyroidism	E01.8 E02 E03.0 E03.1 E03.2 E03.3 E03.4 E03.5



Disease	ICD-10 code	
	E03.8 E03.9 E89.0	
Multiple Sclerosis	G35	
Parkinson's disease	G20 G21.0 G21.1 G21.2 G21.3 G21.8 G21.9	
Rheumatoid Arthritis	M05.00 M05.38†I52.8* M05.01 M05.38†I39.0* M05.02 M05.38†I39.1* M05.03 M05.38†I39.2* M05.04 M05.38†I39.3* M05.05 M05.38†I39.4* M05.06 M05.38†I39.8* M05.07 M05.38†I41.8* M05.08 M05.38†G73.7* M05.09 M05.38†I32.8* M05.10†J99.0* M05.38†G63.6* M05.11†J99.0* M05.39†I52.8* M05.12†J99.0* M05.39†I39.0* M05.13†J99.0* M05.39†I39.1* M05.14†J99.0* M05.39†I39.2* M05.15†J99.0* M05.39†I39.3* M05.16†J99.0* M05.39†I39.4* M05.17†J99.0* M05.39†I39.8* M05.18†J99.0* M05.39†I41.8* M05.19†J99.0* M05.39†G73.7* M05.20 M05.39†I32.8* M05.21 M05.39†G63.6* M05.22 M05.80 M05.23 M05.81 M05.24 M05.82 M05.25 M05.83 M05.26 M05.84 M05.27 M05.85 M05.28 M05.86 M05.29 M05.87 M05.30† I52.8* M05.88 M05.30†I39.0* M05.89 M05.30†I39.1* M05.90 M05.30†I39.2* M05.91 M05.30†I39.3* M05.92 M05.30†I39.4* M05.93 M05.30†I39.8* M05.94 M05.30†I41.8* M05.95	

Help File: 2013 Annual Statutory Return



Disease	ICD-10 code
	M05.30†G73.7*
	M05.30†I32.8*
	M05.30†G63.6*
	M05.31†I52.8*
	M05.31†I39.0*
	M05.31†I39.1*
	M05.31†I39.2*
	M05.31†I39.3*
	M05.31†I39.4*
	M05.31†I39.8*
	M05.31†I41.8*
	M05.31†G73.7*
	M05.31†I32.8*
	M05.31†G63.6*
	M05.32†I52.8*
	M05.32†I39.0*
	M05.32†I39.1*
	M05.32†I39.2*
	M05.32†I39.3*
	M05.32†I39.4*
	M05.32†I39.8*
	M05.32†I41.8*
	M05.32†G73.7*
	M05.32†I32.8*
	M05.32†G63.6*
	M05.33† I52.8*
	M05.33†I39.0*
	M05.33†I39.1*
	M05.33†I39.2*
	M05.33†I39.3*
	M05.33†I39.4*
	M05.33†I39.8*
	M05.33†I41.8*
	M05.33†G73.7*
	M05.33†I32.8*
	M05.33†G63.6*
	M05.34†I52.8*
	M05.34†I39.0*
	M05.34†I39.1*
	M05.34†I39.2*
	M05.34†I39.3*
	M05.34†I39.4*
	M05.34†I39.8*
	M05.34†I41.8*
	M05.34†G73.7*
	M05.34†I32.8*
	M05.34†G63.6*
	M05.35†I52.8*
	M05.35†I39.0*
	M05.96
	M05.97
	M05.98
	M05.99
	M06.00
	M06.01
	M06.02
	M06.03
	M06.04
	M06.05
	M06.06
	M06.07
	M06.08
	M06.09
	M06.10
	M06.11
	M06.12
	M06.13
	M06.14
	M06.15
	M06.16
	M06.17
	M06.18
	M06.19
	M06.20
	M06.21
	M06.22
	M06.23
	M06.24
	M06.25
	M06.26
	M06.27
	M06.28
	M06.29
	M06.30
	M06.31
	M06.32
	M06.33
	M06.34
	M06.35
	M06.36
	M06.37
	M06.38
	M06.39
	M06.40
	M06.41
	M06.42
	M06.43
	M06.44



Disease	ICD-10 code
	M05.35†I39.1* M06.45 M05.35†I39.2* M06.46 M05.35†I39.3* M06.47 M05.35†I39.4* M06.48 M05.35†I39.8* M06.49 M05.35†I41.8* M06.80 M05.35†G73.7* M06.81 M05.35†I32.8* M06.82 M05.35†G63.6* M06.83 M05.36† I52.8* M06.84 M05.36†I39.0* M06.85 M05.36†I39.1* M06.86 M05.36†I39.2* M06.87 M05.36†I39.3* M06.88 M05.36†I39.4* M06.89 M05.36†I39.8* M06.90 M05.36†I41.8* M06.91 M05.36†G73.7* M06.92 M05.36†I32.8* M06.93 M05.36†G63.6* M06.94 M05.37†I52.8* M06.95 M05.37†I39.0* M06.96 M05.37†I39.1* M06.97 M05.37†I39.2* M06.98 M05.37†I39.3* M06.99 M05.37†I39.4* M08.00 M05.37†I39.8* M08.01 M05.37†I41.8* M08.02 M05.37†G73.7* M08.03 M05.37†I32.8* M08.04 M05.37†G63.6* M08.05 M08.06 M08.07 M08.08 M08.09
Schizophrenia	F20.0 F20.1 F20.2 F20.3 F20.4 F20.5 F20.6 F20.8 F20.9
Systemic Lupus Erythematosus	M32.0 M32.1†I32.8* M32.1†I39.0* M32.1†I39.1* M32.1†I39.2*

Help File: 2013 Annual Statutory Return



Disease	ICD-10 code
	M32.1†I39.3* M32.1†I39.4* M32.1†I39.8* M32.1†N08.5* M32.1†N16.4* M32.1†J99.1* M32.8 M32.9 L93.0 L93.1 L93.2
Ulcerative colitis	K51.0 K51.1 - K51.5 K51.8 K51.9

Part 2.7.2 Number of Beneficiaries Suffering From the Following Chronic Diseases: Entry and Verification Criteria

Please note that the Office regards the information provided in this part as confidential, and will not distribute it to the public.

PART 2.7.2 NUMBER OF BENEFICIARIES WITH THE FOLLOWING CHRONIC DISEASES: ENTRY AND VERIFICATION CRITERIA					
	Name of disease	Consolidated		Per Benefit Options	
		Current Year	Previous Year	OPTION A Current Year	Previous Year
2.7.2.1	Addison's Disease	240	939	110	4
2.7.2.2	Asthma	52,969	52,796	17,879	2,001
2.7.2.3	Bipolar Mood Disorder	7,055	10,785	3,649	153
2.7.2.4	Bronchiectasis	218	234	108	4
2.7.2.5	Cardiac Failure	9,057	11,219	3,329	354
2.7.2.6	Cardiomyopathy Disease	2,186	2,499	831	87
2.7.2.7	Chronic Obstructive Pulmonary Disease	6,108	7,235	2,734	201
2.7.2.8	Chronic Renal Disease	1,848	2,252	904	71
2.7.2.9	Coronary Artery Disease	30,326	32,202	12,279	1,245
2.7.2.10	Crohn's Disease	1,121	1,409	582	54
2.7.2.11	Diabetes Insipidus	85	99	42	1
2.7.2.12	Diabetes Mellitus Type 1	16,219	19,460	5,882	603
2.7.2.13	Diabetes Mellitus Type 2	35,991	40,247	11,834	1,103
2.7.2.14	Dysrhythmias	11,933	12,889	5,001	543
2.7.2.15	Epilepsy	14,867	15,644	6,263	600
2.7.2.16	Glaucoma	7,088	7,030	2,748	301
2.7.2.17	Haemophilia	100	103	47	1
2.7.2.18	HIV	10,090	14,440	1,657	86

Help File: 2013 Annual Statutory Return



Part 2.7.2 is a new section where medical schemes must apply the SRM E&V criteria to identify beneficiaries with listed chronic conditions. Not all beneficiaries registered for CDL conditions will be eligible for inclusion. Conditions set out in the E&V criteria require that beneficiaries be on ongoing treatment. The average number of beneficiaries who met the E&V criteria should be included in the return. The number of beneficiaries with a CDL condition will never be greater than the number listed in part 2.7.1.

The SRM return has two parts: "Count" and "Prevalence" data. In part 2.7.2 of the Annual Statutory Return schemes are required to only submit the "Prevalence" data as defined in the SRM E&V criteria. The major difference between the "Prevalence" data submitted through the SRM grids and the Annual Statutory Return is that in the Annual Statutory Return schemes are required to submit the average number of beneficiaries for the benefit year (January to December) who meet the E&V criteria.

The number of persons with the listed chronic conditions is required based on the SRM entry and verification criteria. Every beneficiary who has any of the listed chronic conditions in the financial year (January - December) must be counted.

For beneficiaries with multiple conditions - each condition must be counted separately.

ICD-10 codes should be used to identify the prevalence of these conditions. (NAPPI and other codes should never be used). Valid ICD-10 codes to be used are shown in Table 1 (part 2.7.1).

The number of beneficiaries with a chronic condition should be less than or equal to the total number of beneficiaries in a scheme as at 31 December OR Average number of beneficiaries as at 31 December.

Help File: 2013 Annual Statutory Return



Part 2.7.3 Number of Screening Tests or Procedures Performed in respect of Beneficiaries with the Following Chronic Diseases (Based on the Entry and Verification Criteria)

Please note that the Office regards the information provided in this part as confidential, and will only be reported on at consolidated level, not reflecting the individual scheme names.

		Consolidated		Per Benefit Options	
		Current Year	Previous Year	Current Year	Previous Year
27.3.1.1 Asthma	Lung Function Test (FEV1)	939	240	4	5
	Peak Flow	52,796	52,969	2,001	1,946
	Nebulisation	10,785	7,055	153	155
	Chest X-ray	234	218	4	9
	Ige Specific Antibody Titre Elisa/Emit	11,219	9,057	354	321
27.3.2.1 Cardiac Failure	ECG (Electrocardiogram)	2,499	2,186	87	81
	Echo Cardiogram	7,235	6,108	201	198
	Chest X-Ray	2,252	1,848	71	69
	Serum Electrolytes	32,202	30,326	1,245	1,187
	Creatinine	1,409	1,121	54	45
	Full Blood Count	99	85	1	2
	Serum Glucose	19,460	16,219	603	595
	Total Cholesterol	40,247	35,991	1,103	1,203
	Urine Analysis	12,889	11,933	543	460
	Thyroid Function	15,644	14,867	600	549
27.3.3.1 Cardiomyopathy Disease	Drug Monitoring	7,030	7,088	301	304
	ECG (Electrocardiogram)	103	100	1	2
	Chest X-Ray	14,440	10,090	86	87

This part requires the number of screening tests or procedures performed in respect of beneficiaries with chronic diseases.

The number of screening tests / procedure performed in respect of persons with the listed chronic conditions is required based on the SRM entry and verification criteria. Every screening test / procedure performed in respect of beneficiary who has any of the listed chronic conditions in the financial year (January - December) must be counted, i.e. a beneficiary with three screening tests will be counted three times. The total number of screenings tests and/or procedures can therefore exceed the total number of beneficiaries. A procedure must be counted against each relevant CDL conditions, even in a case where only one procedure was performed.

In the event that a specific screening test / procedure was not performed in respect of beneficiaries with a specific chronic disease, the reasons for this would need to be provided.

Help File: 2013 Annual Statutory Return



Part 2.8 Analysis of Utilisation of Services by Specialists

Statutory Returns Portal - CMS Annual Section - Windows Internet Explorer

http://cmsuat01/returns/annual.aspx?pi=28&d=9

Home | Contact Us | Statutory Return | Print | Validate | Submit | Help | LogOut

Part 8 Part 9 Part 10 Part 11

Part 1 Part 2 Part 3 Part 4 Part 5 Part 6 Part 7

Part 2.1 Part 2.2 Part 2.3 Part 2.4.1 Part 2.4.2 Part 2.5 Part 2.6 Part 2.7 Part 2.8 Part 2.9 Part 2.10 Part 2.11 Part 2.12 Part 2.13 Part 2.14 Part 2.15

PART 2.8: UTILISATION OF SERVICES BY MEDICAL AND DENTAL SPECIALISTS

Health Professional (BHF PCNS Discipline code)	Total Number of Visits to Specialists	Number of Beneficiaries Visiting at Least Once Per Year
Medical Specialists:		
2.8.1 Dermatologists (12)	125,843	83,668
2.8.2 Obstetricians & Gynaecologists (16)	470,862	198,246
2.8.3 Pulmonologists (17)	44,895	12,904
2.8.4 Specialist Physicians (18)	4,524,810	111,466
2.8.5 Gastroenterologists (19)	36,095	15,122
2.8.6 Neurologists (20)	68,232	27,184
2.8.7 Cardiologists (21)	107,171	45,111
2.8.8 Psychiatrists (22)	161,188	40,025
2.8.9 Medical Oncologists (23)	24,502	4,273
2.8.10 Neurosurgeons (24)	59,620	22,573

Scheme : (MMED) Financial Year : (2010)

Local intranet | Protected Mode: Off

10:24 AM 2011/02/18

Both the number of visits to specialists as well as the number of beneficiaries who visited a specialist at least once in the financial year concerned should be completed in this part.

Should any specialist not be included in the list provided, the scheme should complete the required information in the 'other' box provided in part 2.8.28, and specify the specific specialist. The scheme must please ensure that only specialists not referred to elsewhere in this applicable part are listed in part 2.8.28. The variable "Other Medical or Clinical Support Specialists" should never be used when a pre-defined category exists. In cases where "Other Medical or Clinical Support Specialists" is used as a "dumping ground", the Annual Statutory Return will be rejected and returned to the Principal Officer for correction and re-submission

The number of beneficiaries visiting at least once per year should be smaller than or equal to (the total number of beneficiaries in scheme as at 31 December OR average numbers of beneficiaries as at 31st December).

The number of beneficiaries visiting at least once per year should be smaller than or equal to the total number of visits to specialists.

The number of beneficiaries visiting at least once per year and the total number of visits to specialists should not be equal to zero (i.e. zeros and blanks will not be accepted).

Help File: 2013 Annual Statutory Return



Part 2.9 Analysis of Utilisation of Services by Allied and Support Health Professionals

Statutory Returns Portal - CMS Annual Section - Windows Internet Explorer

http://cmsuat01/returns/annual.aspx?p=2&d=10

Home | Contact Us | Statutory Return | Print | Validate | Submit | Help | LogOut

Part 8 | Part 9 | Part 10 | Part 11

Part 1 | Part 2 | Part 3 | Part 4 | Part 5 | Part 6 | Part 7

Part 2.1 | Part 2.2 | Part 2.3 | Part 2.4.1 | Part 2.4.2 | Part 2.5 | Part 2.6 | Part 2.7 | Part 2.8 | Part 2.9 | Part 2.10 | Part 2.11 | Part 2.12 | Part 2.13 | Part 2.14 | Part 2.15

PART 2.9: UTILISATION OF SERVICES BY SUPPLEMENTARY AND ALLIED HEALTH PROFESSIONALS

Health Professional (BHF PCNS Discipline code)	Total Number of Visits to Supplementary and Allied Health Professionals	Number of Beneficiaries Visiting at Least Once Per Year
2.9.1 Art Therapists (67)	11,290	120
2.9.2 Audiologists (62)	149,477	28,162
2.9.3 Biokineticists (75-009)	132,944	16,141
2.9.4 Clinical / Medical / Laboratory Technologists (75)	92,832	27,675
2.9.5 Dieticians (84)	70,699	24,722
2.9.6 Hearing Aid Acousticians (83)	2,087	1,714
2.9.7 Medical Scientists (69)	158	113
2.9.8 Occupational Therapists (66)	176,322	17,124
2.9.9 Optometrists (70)	472,341	346,971
2.9.10 Other (74)	686	380

Scheme: (MMED) Financial Year: (2010)

Local intranet | Protected Mode: Off

10:25 AM 2011/02/18

The number of visits to Supplementary and Allied Health Professionals as well as the number of beneficiaries who visited Supplementary and Allied Health Professionals at least once in the financial year concerned should be completed in this part.

The number of beneficiaries visiting at least once per year should be smaller than or equal to the (total number of beneficiaries in scheme as at 31 December OR average numbers of beneficiaries as at 31st December). The number of beneficiaries visiting at least once per year should also be smaller than or equal to the total number of visits to Supplementary and Allied Health Professionals, but not equal to zero (i.e. zeros and blanks will not be accepted). The total number of visits to Supplementary and Allied Health Professionals should also not equal zero (i.e. zeros and blanks will not be accepted).

Should any Supplementary and Allied Health Professionals not be included in the list provided, the scheme should complete the required information in the 'other' box provided in part 2.9.25, and specify the specific Supplementary and Allied Health Professionals. The scheme must please ensure that only Supplementary and Allied Health Professionals not referred to elsewhere in this applicable part are listed in part 2.9.25.

The variable Other Supplementary and Allied Health Professionals should never be used when a pre-defined category exists. In cases where Other Supplementary and Allied Health Professionals is used as a

Help File: 2013 Annual Statutory Return



“dumping ground”, the Annual Statutory Return will be rejected and returned to the Principal Officer for correction and re-submission.

Part 2.10 Analysis of Utilisation of Other Benefit Services

	Benefit Service (BHF PCNS Discipline Code)	Total Number of Claims from Beneficiaries	Number of Beneficiaries who Submitted at Least One Claim
2.10.1	Ambulance Services - Basic Life Support (13)	204	183
2.10.2	Ambulance Services - Intermediate Life Support (11)	1,096	984
2.10.3	Ambulance Services - Advanced Life Support (09)	28,111	23,059
2.10.4	Blood and Blood Product Couriers (03)	529	282
2.10.5	Blood Transfusion Services (78)	30,068	14,571
2.10.6	Clinical Services - Oxygen Supplier (90-001)	12,559	2,875
2.10.7	Clinical Services - Appliance Supplier (90-002/007/013/014)	2,757	1,396
2.10.8	Clinical Services - Prosthetic Supplier (90-003/004/005/006)	778	608
2.10.9	Clinical Services - Other (90-008/009/010/011/012)	62,128	36,753
2.10.10	Community Health Services (97)	61	31
2.10.11	Drug and Alcohol Rehabilitation (47)	2,384	1,213
2.10.12	Group Practice (50)	88,459	26,030
2.10.13	Hospice (79)	3,816	942
2.10.14	Mental Health Institutions (55)	8,560	3,402
2.10.15	Sub Acute Facilities/Step Down Facilities (49)	3,128	2,234
2.10.16	Private Rehabilitation Hospital (Acute) (059)	856	1,950,000
2.10.17	Prosthetic Supplier (58, 57, 77)	1,234	1,950,000

The number of claims from beneficiaries for the other benefit services listed as well as the number of beneficiaries who submitted at least one claim during the financial year concerned should be completed in this part.

The number of beneficiaries who submitted at least one claim should be smaller than or equal to the (total number of beneficiaries in scheme as at 31 December OR average numbers of beneficiaries as at 31st December). The number of beneficiaries who submitted at least one claim should be smaller than or equal to the total number of claims from beneficiaries, but not equal to zero (i.e. zeros and blanks will not be accepted). The total number of claims from beneficiaries should not be equal to zero (i.e. zeros and blanks will not be accepted).

Should any specific benefit not be included in the list provided, the scheme should complete the required information in the 'other' box provided in part 2.10.16, and specify the specific benefit service. The scheme must please ensure that only benefit services not referred to elsewhere in this applicable part are listed in part 2.10.16.

Help File: 2013 Annual Statutory Return



The variable Other Benefit Services should never be used when a pre-defined category exists. In cases where Other Benefit Services is used as a “dumping ground”, the Annual Statutory Return will be rejected and returned to the Principle Officer for correction and re-submission.

Part 2.11 Analysis of Utilisation of Medicines

	Total Number of Scripts Filled	Total Number of Items Dispensed
2.11.1 In Hospital:		
2.11.1.1 Medicines dispensed by Pharmacists	0	0
2.11.1.2 Medicines dispensed by General Practitioners	0	0
2.11.1.3 Medicines dispensed by Medical Specialists	0	0
2.11.1.4 Medicines dispensed by Supplementary and Allied Health Professionals	0	0
2.11.1.5 Medicines dispensed by Other Health Professionals	0	0
2.11.2 Out of Hospital:		
2.11.2.1 Medicines dispensed by Pharmacists	11,911,745	224,719,869
2.11.2.2 Medicines dispensed by General Practitioners	937,481	2,526,973
2.11.2.3 Medicines dispensed by Medical Specialists	21,566	33,151
2.11.2.4 Medicines dispensed by Supplementary and Allied Health Professionals	33,843	59,383
2.11.2.5 Medicines dispensed by Other Health Professionals	12,049	14,473

Part 2.11 requires the total number of scripts filled and the total number of items dispensed in-hospital and out-of-hospital by various categories of health professionals.

The total number of scripts filled and the total number of items dispensed should not be equal to zero OR left blank (i.e. blanks and zeros will not be accepted).

Help File: 2013 Annual Statutory Return



Part 2.12 Distribution of Membership at End of Financial Year

Statutory Returns Portal - CMS Annual Section - Windows Internet Explorer

Home | Contact Us | Statutory Return | Print | Validate | Submit | Help | LogOut

Part 1 Part 2 Part 3 Part 4 Part 5 Part 6 Part 7 Part 8 Part 9 Part 10 Part 11

Part 2.1 Part 2.2 Part 2.3 Part 2.4.1 Part 2.4.2 Part 2.5 Part 2.6 Part 2.7 Part 2.8 Part 2.9 Part 2.10 Part 2.11 Part 2.12 Part 2.13 Part 2.14 Part 2.15

PART 2.12: DISTRIBUTION OF MEMBERSHIP AT THE END OF THE FINANCIAL YEAR

	Province	Members	Adult Dependents	Child Dependents	Beneficiaries
2.12.1	Gauteng	406,063	223,676	281,732	911,471
2.12.2	Limpopo	11,953	7,824	9,762	29,539
2.12.3	Mpumalanga	32,347	20,807	25,491	78,645
2.12.4	North West	28,146	17,680	22,697	68,523
2.12.5	Free State	25,630	15,505	17,465	58,600
2.12.6	Kwa-Zulu Natal	115,777	71,125	85,557	272,459
2.12.11	Total	837,707	490,406	586,671	1,914,784

Please indicate how the scheme is collecting the data for this part:

	Members	Adult Dependents	Child Dependents
Private Postal Address	<input type="checkbox"/>	<input type="checkbox"/>	<input type="checkbox"/>

The number of members, adult dependants and child dependants per province should be completed in this part. Beneficiaries are the sum of members and dependants.

The total number of members and dependants in this part should agree with the consolidated total number of members and dependants in part 2.1.

This information is normally collected from the following sources:

- Private Postal Address
- Business Postal Address
- Residential Address
- Employer (Pay Point)

In the event that the information is collected from other sources than the above-mentioned sources, the scheme would be required to provide more detail.

The Office would prefer this part to illustrate the distribution of members based on where services are delivered to the beneficiaries.

Help File: 2013 Annual Statutory Return



Part 2.13 Utilisation of Private Hospitals by Age Group and Gender

	Age group	Number of beneficiaries admitted as inpatients	Number of inpatient admissions	Number of inpatient days
2.13.1	Female			
2.13.1.1	Less than one year	6,239	7,000	7,100
2.13.1.2	1-4 years	12,852	13,900	14,000
2.13.1.3	5-9 years	15,921	17,212	18,000
2.13.1.4	10-14 years	16,460	16,951	21,000
2.13.1.5	15-19 years	16,813	21,543	25,000
2.13.1.6	20-24 years	10,255	16,453	17,000
2.13.1.7	25-29 years	12,283	16,542	16,999
2.13.1.8	30-34 years	20,574	30,245	30,999
2.13.1.9	35-39 years	22,130	27,564	28,600
2.13.1.10	40-44 years	19,841	26,542	26,542
2.13.1.11	45-49 years	18,220	21,000	21,000
2.13.1.12	50-54 years	16,222	18,942	18,999
2.13.1.13	55-59 years	14,464	15,000	16,000
2.13.1.14	60-64 years	10,790	11,000	12,000
2.13.1.15	65-69 years	7,258	7,300	7,800
2.13.1.16	70-74 years	4,277	4,500	4,500
2.13.1.17	75-79 years	3,240	3,300	3,500
2.13.1.18	80-84 years	1,055	2,200	2,500

The number of beneficiaries admitted as inpatients to private hospitals, the number of inpatient admissions to private hospitals as well as the number of inpatient days admitted during the financial year concerned should be completed in this part.

The number of beneficiaries admitted as inpatients to private hospitals should be smaller than or equal to the (total number of beneficiaries in scheme as at 31 December OR average numbers of beneficiaries as at 31st December). The number of beneficiaries admitted as inpatients to private hospitals should be smaller than or equal to the total number of inpatient admissions to private hospitals but not equal to zero (i.e. zeros and blanks will not be accepted).

The number of inpatient admissions to private hospitals should be smaller than or equal to the number of inpatient days admitted. Both the number of inpatient admissions and the number of inpatient days admitted should not be equal to zero (i.e. zeros and blanks will not be accepted).

Help File: 2013 Annual Statutory Return



Part 2.14 Utilisation of Public Hospitals by Age Group and Gender

	Age group	Number of beneficiaries admitted as inpatients	Number of inpatient admissions	Number of inpatient days
2.14.1	Female			
2.14.1.1	Less than one year	0	0	0
2.14.1.2	1-4 years	0	0	0
2.14.1.3	5-9 years	0	0	0
2.14.1.4	10-14 years	0	0	0
2.14.1.5	15-19 years	0	0	0
2.14.1.6	20-24 years	0	0	0
2.14.1.7	25-29 years	0	0	0
2.14.1.8	30-34 years	0	0	0
2.14.1.9	35-39 years	0	0	0
2.14.1.10	40-44 years	0	0	0
2.14.1.11	45-49 years	0	0	0
2.14.1.12	50-54 years	0	0	0
2.14.1.13	55-59 years	0	0	0
2.14.1.14	60-64 years	0	0	0
2.14.1.15	65-69 years	0	0	0
2.14.1.16	70-74 years	0	0	0
2.14.1.17	75-79 years	0	0	0
2.14.1.18	80-84 years	0	0	0
2.14.1.19	85 years +	0	0	0

The number of beneficiaries admitted as inpatients to public hospitals, the number of inpatient admissions to public hospitals as well as the number of inpatient days admitted during the financial year concerned should be completed in this part.

The number of beneficiaries admitted as inpatients to public hospitals should be smaller than or equal to the (total number of beneficiaries in scheme as at 31 December OR average numbers of beneficiaries as at 31st December). The number of beneficiaries admitted as inpatients to public hospitals should be smaller than or equal to the total number of inpatient admissions to public hospitals.

The number of inpatient admissions to public hospitals should be smaller than or equal to the number of inpatient days admitted. In the event that the scheme has captured data in respect of beneficiaries admitted as inpatients to public hospitals, both the number of inpatient admissions and the number of inpatient days admitted should not be equal to zero (i.e. zeros and blanks will not be accepted).

Reason box

In the event that the scheme did not complete this part, the scheme would be required to confirm that no beneficiaries were admitted as inpatients to public hospitals.

Help File: 2013 Annual Statutory Return



Part 2.15 Utilisation of Hospitals in respect of Selected Principal Diagnosis Types per ICD10 Codes

	ICD10 codes	Principal diagnosis	Number of beneficiaries admitted	Number of admissions	Number of days
2.15.1	A00–B99	Certain infectious and parasitic diseases	456	1,000	1,000
2.15.2	C00–D48	Neoplasms	780,321	879,412	900,000
2.15.3	D50–D89	Diseases of the blood and blood-forming organs and certain disorders involving the immune mechanism	12,340	65,469	70,000
2.15.4	E00–E90	Endocrine, nutritional and metabolic diseases	123,545	657,891	700,000
2.15.5	F00–F99	Mental and behavioural disorders	123,456	234,561	300,000
2.15.6	G00–G99	Diseases of the nervous system	45,641	50,000	60,000
2.15.7	H00–H59	Diseases of the eye and adnexa	1,234	2,000	3,000
2.15.8	H60–H95	Diseases of the ear and mastoid process	4,189	5,000	5,000

The number of beneficiaries admitted to in respect of the selected principal diagnosis types per ICD10 codes, the number of admissions in respect of these selected principal diagnosis types per ICD10 codes, as well as the relevant number of days admitted during the financial year concerned should be completed in this part.

The number of beneficiaries admitted in respect of the selected principal diagnosis types per ICD10 codes should be smaller than or equal to the (total number of beneficiaries in scheme as at 31 December OR average numbers of beneficiaries as at 31st December). The number of beneficiaries admitted should be smaller than or equal to the total relevant number of admissions, but not equal to zero (i.e. zeros and blanks will not be accepted).

The number of admissions in respect of the selected principal diagnosis types per ICD10 codes should be smaller than or equal to the number of days admitted. Both the number of admissions and the number of days admitted should not be equal to zero (i.e. zeros and blanks will not be accepted). Schemes are required to provide data for U50-U98 ICD-10 codes provided this data exist.

Help File: 2013 Annual Statutory Return



PART 3 BENEFIT INFORMATION

Part 3.1 Analysis of Benefits Actually Paid During the Financial Year

The screenshot shows a web browser window with the URL <http://cmsuat01/returns/annual.aspx?pi=3>. The page displays the CMS logo and navigation links. The main content area shows a table titled 'Part 3.1: ANALYSIS OF BENEFITS ACTUALLY PAID DURING THE FINANCIAL YEAR'. The table has five columns: 'Total amount charged by supplier', 'Risk amount paid by scheme', 'Savings amount paid by scheme on behalf of member', 'Amount paid by member', and 'Discount received'. Each column has a sub-column for 'R' (Rands). The table lists various medical services and their corresponding amounts.

	Total amount charged by supplier R	Risk amount paid by scheme R	Savings amount paid by scheme on behalf of member R	Amount paid by member R	Discount received R
3.1.1 General Practitioners	1,187,653,240	483,894,239	404,399,748	299,359,253	0
3.1.2 Medical Specialists	4,672,665,663	2,756,690,003	784,878,098	1,131,097,558	0
3.1.3 Dentists	968,641,168	195,671,312	428,501,392	344,468,464	0
3.1.4 Dental Specialists	304,966,957	83,220,190	85,341,872	136,404,895	0
3.1.5 Supplementary and Allied Health Professionals	1,777,165,769	656,324,675	654,727,206	466,113,885	0
3.1.6 Hospitals					
3.1.6.1 Unattached Operating Theatres/ Day Clinics					
3.1.6.1.1 Ward Fees	12,888,658	9,171,760	2,185,235	1,531,663	0

Amounts charged by supplier must always be bigger or equal to the aggregate risk amounts paid by the scheme, amounts paid from the savings accounts, amounts paid by the member as well as discounts received.

The risk amount paid by the scheme must reflect the net benefit after deduction of trade-, volume- and cash discount received.

It should be noted that part 3.1.11 (risk amount paid by the scheme column) should agree with the total benefits in part 4.11.1.5 (actual net claims paid and reported) (Column B) plus 4.13.1(consolidated total current year column). This means effectively that the amount captured in part 3.1 represents the current year claims paid, the current year's reported not yet paid claims, as well as the previous year's IBNR claims settled in the current year.

The amount paid by the member are all the out of pocket expenses incurred by the member which are known to the administrator.

Help File: 2013 Annual Statutory Return



The scheme should capture any in-hospital managed care arrangements which are not provided for in the return in part 3.1.6.2.2.5, and any out-of-hospital managed care arrangements not provided for in the return in part 3.1.10.3.

Any other benefits not provided for in part 3.1 of the return should be completed in part 3.4, which pulls through to part 3.1.9, and the scheme should specify the specific benefit. The scheme must please ensure that only benefits not referred to elsewhere in this part are listed in part 3.4.16.

The scheme should provide the exact nature of any amounts included in parts 3.1.6.1.7, 3.1.6.2.1.7, and 3.1.6.3.7 relating to other expenditure incurred in respect of unattached operating theatres/day clinics, private hospitals and state/provincial hospitals. The scheme should only complete these parts if the return does not cater specifically for that kind of transaction elsewhere in part 3.1.

Part 3.2.29 automatically pulls through to the total benefits for medical specialists (3.1.2) and part 3.2.37 automatically pulls through to the total benefits for dental specialists pull automatically (3.1.4). Part 3.3.26 automatically pulls through to total benefits to Supplementary and Allied Health Professionals (part 3.1.5).

Part 3.2 Analysis of Medical and Dental Specialists

The screenshot shows a web browser window with the URL <http://cmsuat01/returns/annual.aspx?ps=3&d=2>. The page displays the CMS Council for Medical Schemes logo and navigation links. The main content area shows 'PART 3.2: ANALYSIS OF MEDICAL AND DENTAL SPECIALISTS' with a table of financial data for various medical and dental specialties.

Medical Professional (BHF PCNS Discipline code)	Total amount charged by supplier	Risk amount paid by scheme	Savings amount paid by scheme on behalf of member	Amount paid by member
	R	R	R	R
Medical Specialists:				
3.2.1 Dermatologists (12)	55,513,007	12,036,978	25,211,123	18,264,905
3.2.2 Obstetricians & Gynaecologists (16)	399,759,973	166,883,081	98,108,929	134,767,962
3.2.3 Pulmonologists (17)	31,342,702	19,700,338	5,736,408	5,905,956
3.2.4 Specialists Physicians (18)	216,522,039	133,257,107	31,622,791	51,642,141
3.2.5 Gastroenterologists (19)	26,684,073	14,451,917	3,463,304	8,768,852
3.2.6 Neurologists (20)	48,357,895	27,364,502	8,547,119	12,446,274
3.2.7 Cardiologists (21)	134,404,251	80,807,051	26,274,344	27,322,856
3.2.37 Total Dental Professionals	304,966,957	83,220,190	85,341,872	136,404,895

Amounts charged by supplier must always be bigger or equal to the aggregate risk amounts paid by the scheme, amounts paid from the savings accounts as well as amounts paid by the member. The amounts charged by supplier should include all cost (including medicine cost).

Help File: 2013 Annual Statutory Return



The risk amount paid by the scheme must reflect the net benefit after deduction of trade-, volume- and cash discount received.

The amount paid by the member are all the out of pocket expenses incurred by the member which are known to the administrator.

The scheme should capture any medical specialists that are not provided for in the return in part 3.2.28, and the scheme should specify the specific medical specialist. The scheme must please ensure that only medical specialists not referred to elsewhere in this part are listed in part 3.2.28.

Part 3.3 Analysis of Allied and Support Health Professionals

The screenshot shows a web browser window with the URL <http://cmsuat01/returns/annual.aspx?pi=3&d=3>. The page displays the CMS Council for Medical Schemes logo and navigation links. The main content area shows a table titled "PART 3.3: ANALYSIS OF SUPPLEMENTARY AND ALLIED HEALTH PROFESSIONALS". The table has five columns: Medical Professional (BHF PCNS Discipline code), Total amount charged by supplier, Risk amount paid by scheme, Savings amount paid by scheme on behalf of member, and Amount paid by member. The table lists various medical professionals and their corresponding amounts, with a total row at the bottom.

Medical Professional (BHF PCNS Discipline code)	Total amount charged by supplier	Risk amount paid by scheme	Savings amount paid by scheme on behalf of member	Amount paid by member
	R	R	R	R
3.3.1 Art Therapists (67)	352,278	106,490	66,102	179,686
3.3.2 Audiologists (82)	67,377,045	25,009,324	16,921,678	25,446,043
3.3.3 Pinkineticists (75-009)	25,572,489	11,578,471	6,985,084	7,008,934
3.3.4 Clinical / Medical / Laboratory Technologists (75)	131,726,556	120,999,387	2,372,930	8,354,239
3.3.5 Dieticians (84)	15,246,421	5,675,071	4,897,379	4,673,971
3.3.6 Hearing Aid Acousticians (83)	15,640,538	5,951,418	3,868,036	5,821,084
3.3.7 Medical Scientists (69)	202,466	51,801	35,516	115,149
3.3.28 Total	1,777,165.7	656,324,675	654,727,206	466,113,885

Amounts charged by supplier must always be bigger or equal to the aggregate risk amounts paid by the scheme, amounts paid from the savings accounts as well as amounts paid by the member.

The risk amount paid by the scheme must reflect the net benefit after deduction of trade-, volume- and cash discount received.

The amount paid by the member are all the out of pocket expenses incurred by the member which are known to the administrator.

The scheme should capture any Supplementary and Allied Health Professionals that are not provided for in the return in part 3.3.25, and the scheme should specify the specific Supplementary and Allied Health

Help File: 2013 Annual Statutory Return



Professional. The scheme must please ensure that only Supplementary and Allied Health Professional not referred to elsewhere in this part are listed in part 3.3.25.

Part 3.4 Analysis of Other Benefits

Other Benefit Services (BHF PCNS Discipline code)		Total amount charged by supplier	Risk amount paid by scheme	Savings amount paid by scheme on behalf of member	Amount paid by member
		R	R	R	R
3.4.1	Ambulance Services - Basic Life Support (13)	293,028	214,727	0	78,301
3.4.2	Ambulance Services - Intermediate Life Support (11)	1,749,813	1,396,690	421	352,702
3.4.3	Ambulance Services - Advanced Life Support (09)	89,074,213	83,560,767	1,247	5,512,199
3.4.4	Blood and Blood Product Courier (03)	249,450	219,625	806	29,019
3.4.5	Blood Transfusion Services (78)	97,929,446	88,834,343	108,165	8,986,938
3.4.6	Clinical Services - Oxygen Supplier (90-001)	9,469,285	4,040,837	1,730,408	3,698,039
3.4.7	Clinical Services - Appliance Supplier (90.002/007/013/014)	17,847,469	12,938,776	1,235,665	3,673,028
3.4.17	Total	482,485,343	336,691,500	25,031,385	120,762,455

Amounts charged by supplier must always be bigger than or equal to the aggregate risk amounts paid by the scheme, amounts paid from the savings accounts as well as amounts paid by the member.

The risk amount paid by the scheme must reflect the net benefit after deduction of trade-, volume- and cash discount received.

The amount paid by the member are all the out of pocket expenses incurred by the member which are known to the administrator.

The scheme should capture any other benefits that are not provided for in the return in part 3.4.16, and the scheme should specify the specific benefit. The scheme must please ensure that only benefits not referred to elsewhere in this part are listed in part 3.4.16.

Help File: 2013 Annual Statutory Return



Part 3.5 Analysis of Total Benefits Paid in respect of Selected Principal Diagnosis Types per ICD10 Codes

Statutory Returns Portal - CMS Annual Section - Windows Internet Explorer

http://cmsuat01/returns/annual.aspx?p=3&d=5

Home | Contact Us | Statutory Return | Print | Validate | Submit | Help | LogOut

Part 8 Part 9 Part 10 Part 11
Part 1 Part 2 Part 3 Part 4 Part 5 Part 6 Part 7

Part 3.1 Part 3.2 Part 3.3 Part 3.4 Part 3.5

PART 3.5: ANALYSIS OF TOTAL BENEFITS PAID IN RESPECT OF SELECTED PRINCIPAL DIAGNOSIS TYPES PER ICD10 CODES

ICD10 codes	Principal Diagnosis	Total amount charged by supplier	Risk amount paid by scheme	Savings amount paid by scheme on behalf of member	Amount paid by Member
		R	R	R	R
3.5.1 A00-B99	Certain infectious and parasitic diseases	293,028	214,727	0	78,301
3.5.2 C00-D48	Neoplasms	1,749,813	1,396,690	421	352,702
3.5.3 D50-D89	Diseases of the blood and blood-forming organs and certain disorders involving the immune mechanism	89,074,213	83,560,767	1,247	5,512,199
3.5.22 -	Total	1,103,734,346	720,905,473	85,813,005	296,990,863

Scheme: (MMED) Financial Year: (2010)

Local intranet | Protected Mode: Off

10:29 AM 2011/02/18

Amounts charged by supplier must always be bigger than or equal to the aggregate risk amounts paid by the scheme, amounts paid from the savings accounts as well as amounts paid by the member.

The risk amount paid by the scheme must reflect the net benefit after deduction of trade-, volume- and cash discount received.

The amount paid by the member are all the out of pocket expenses incurred by the member which are known to the administrator.

Schemes are required to provide data for U50-U98 ICD-10 codes provided this data exist. The total amount charged by the supplier in respect of the selected principal diagnosis types per ICD10 codes should not be equal to zero (i.e. zeros and blanks will not be accepted).

The total amount charged by suppliers in line 3.5.23 should be less than or equal to the total benefits captured in line 3.1.11.

Help File: 2013 Annual Statutory Return



Part 3.6 Analysis of out-of-hospital costs

PART 3.6 ANALYSIS OF OUT-OF-HOSPITAL COSTS					
Out-of-Hospital Costs	Total amount charged by supplier	Risk amount paid by scheme	Savings amount paid by scheme on behalf of member	Amount paid by member	Discount received
	R	R	R	R	R
Consumables					
3.6.1 General Practitioners	55,513,007	12,036,978	25,211,123	18,264,905	0
3.6.2 Medical Specialists	399,759,973	166,883,081	96,108,929	134,767,962	0
3.6.3 Dentists	31,342,702	19,700,338	5,736,408	5,905,956	0
3.6.4 Dental Specialists	352,278	106,490	66,102	179,686	0
3.6.5 Supplementary and Allied Health Professionals	26,684,073	14,451,917	3,463,304	8,768,852	0
3.6.6 Total Consumables	513,652,033	213,178,804	132,585,866	167,887,361	0
Equipment Fees					
3.6.7 General Practitioners	48,357,895	27,364,502	8,547,119	12,446,274	0
3.6.8 Medical Specialists	134,404,251	80,807,051	26,274,344	27,322,856	0
3.6.9 Dentists	92,120,966	50,239,032	18,091,953	23,789,981	0
3.6.10 Dental Specialists	47,747,477	42,584,729	654,052	4,508,696	0
3.6.11 Supplementary and Allied Health Professionals	91,594,489	59,249,545	3,504,772	28,840,172	0
3.6.12 Total Equipment Fees	414,225,078	260,244,859	57,072,240	96,907,979	0
Procedure Fees					
3.6.13 General Practitioners	302,243,037	183,242,217	16,860,498	102,140,322	0
3.6.14 Medical Specialists	120,181,055	62,556,806	16,363,011	41,261,237	0
3.6.15 Dentists	207,244,399	109,186,187	45,887,223	52,170,989	0
3.6.16 Dental Specialists	216,522,039	133,257,107	31,622,791	51,642,141	0
3.6.17 Supplementary and Allied Health Professionals	10,339,177	5,790,164	2,082,898	2,466,115	0
3.6.18 Total Procedure Fees	856,529,707	494,032,481	112,816,421	249,680,804	0

Part 3.6 requires data on claims paid in respect of consumables, equipment and procedures performed in an out-of-hospital setting. Nappi codes should be used in the identification of consumables; the 6 digit Nappi codes for surgicals / consumables start with 1 / 4 / 5 / 6. Tariff codes should be used in identifying expenditure relating to equipment and procedures performed.

Amounts charged by supplier must always be bigger or equal to the aggregate risk amounts paid by the scheme, amounts paid from the savings accounts, amounts paid by the member as well as discounts received.

The risk amount paid by the scheme must reflect the net benefit after deduction of trade-, volume- and cash discount received.

The amount paid by the member are all the out of pocket expenses incurred by the member which are known to the administrator.

The total amount charged by the medical professionals in respect of consumables, equipment fees and procedure fees should be less than the total amount charged by the specific medical professional captured in part 3.1.

Help File: 2013 Annual Statutory Return



Part 3.7 Total PMB expenditure paid per age band: in-hospital and out-of-hospital

http://cmsuat02/Returns/annual.aspx?p=3&d=7 Statutory Returns Portal - C...

Home | Contact Us | Statutory Return | Print | Validate | Submit | Help | LogOut

Part 8 Part 9 Part 10 Part 11 Part 1 Part 2 Part 3 Part 4 Part 5 Part 6 Part 7

Part 3.1 Part 3.2 Part 3.3 Part 3.4 Part 3.5 Part 3.6 Part 3.7 Part 3.8 Part 3.9

PART 3.7
TOTAL PMB EXPENDITURE PAID PER AGE BAND: IN-HOSPITAL AND OUT-OF-HOSPITAL

		CONSOLIDATED TOTAL						Options					
		In-Hospital		Out-of-Hospital		Total by Age Band		In-Hospital		Out-of-Hospital			
		Males	Females	Males	Females	Males	Females	Males	Females	Males	Females		
		R	R	R	R	R	R	R	R	R	R		
3.7.1	Less than one year	82,619,553	31,526,128	33,275,619	25,629,672	115,895,172	57,155,800	173,050,972	11,234	7,546	7,415,231	8,531	
3.7.2	1-4 years	156,128,094	79,399,972	123,695,328	156,077,838	279,823,422	235,477,810	515,301,232	4,741,321	11,456	82,313	523	
3.7.3	5-9 years	111,886,757	115,475,435	110,261,752	102,156,809	222,148,509	217,632,244	439,780,753	12,137	756,132	85,135,465	25	
3.7.4	10-14 years	9,983,841	110,706,182	152,970,398	58,344,430	162,954,239	169,050,612	332,004,851	84,132	78,943	21,564	32,669	
3.7.5	15-19 years	202,226,624	36,260,223	19,349,090	102,565,360	221,575,714	138,825,583	360,401,297	8,123,147	2,347,879	132,187	963	
3.7.6	20-24 years	100,291,508	41,617,362	19,601,256	56,209,142	119,892,764	98,026,504	217,919,268	2,138	7,123,456	1,237,897	3	
3.7.7	25-29 years	89,220,377	95,322,229	30,370,404	182,033,691	119,590,781	277,355,920	396,946,701	23,185	214,531	82,321	639,695	
3.7.8	30-34 years	73,607,139	265,971,886	40,048,095	57,269,541	113,655,234	323,241,427	436,896,661	218,523	715,231	21,853	1,232,456	
3.7.9	35-39 years	130,465,838	171,423,922	259,284,878	536,484,504	389,750,716	707,908,426	1,097,659,142	1,234,789	711,347	223,465	11,237,523	
3.7.10	40-44 years	318,841,355	75,144,404	3,827,429	89,434,627	322,668,784	164,579,031	487,247,815	215,623	21,234	123,122	12,384,775	
3.7.11	45-49 years	255,268,506	36,826,656	195,082,663	53,572,899	450,351,169	90,399,555	540,750,724	123,142	741,231	251	85,132	
3.7.12	50-54 years	154,736,604	214,002,314	268,007,601	207,837,563	422,744,205	421,839,877	844,584,082	2,182,215	85,223	158,413	423,154	
3.7.13	55-59 years	50,937,036	163,808,014	11,369,523	48,007,137	62,306,559	211,815,151	274,121,710	82,234	78,945,321	853	31,232,465	
3.7.14	60-64 years	107,212,415	179,572,390	124,567,164	276,082,952	231,779,579	455,655,342	687,434,921	8,523	71,231	2,213	21,232,486	
3.7.15	65-69 years	124,010,847	150,887,569	32,959,113	69,472,233	156,969,960	220,359,802	377,329,762	22,585	12,378	855,213	1,235,456	
3.7.16	70-74 years	42,720,716	11,534,826	17,266,778	68,264,108	59,987,494	79,798,934	139,786,428	28,522	7,564	231	32,156,752	
3.7.17	75-79 years	60,145,619	135,786,465	94,629,672	203,220,765	154,775,291	339,007,230	493,782,521	855,243	74,586	512	852,631	
3.7.18	80-84 years	60,920,258	857,288,835	32,492,990	30,793,970	93,413,248	888,082,805	981,496,053	21,567	789,415,321	852	1,234	
3.7.19	85 years +	306,289,931	104,850,138	2,439,738	231,077,634	308,729,669	335,927,772	644,657,441	1,234,841	7,123,456	2	74,564	

The objective of part 3.7 is to measure the cost of the Prescribed Minimum Benefits (PMB's) paid and reported in-hospital, out-of-hospital and in total. The cost of the PMB's must be provided per benefit option, split by gender and age band.

The PMB's is a set of defined benefits to ensure that all medical scheme members have access to certain minimum health services, regardless of the benefit option they have selected. PMBs are a feature of the Medical Schemes Act, in terms of which medical schemes have to cover the costs related to the diagnosis, treatment and care of:

- any emergency medical condition;
- a limited set of 270 medical conditions (defined in the Diagnosis Treatment Pairs);
- and 27 chronic conditions (defined in the Chronic Disease List).

Follow the link for more information regarding emergency conditions, Diagnosis Treatment Pairs and the Chronic Disease List: http://www.medicalschemes.com/medical_schemes_pmb/index.htm

The process to identify PMB's is described in more detail in the PMB Code of Conduct document. For more information follow the link:

http://www.medicalschemes.com/files/Guidelines%20and%20Manuals/CodeOfConduct_20100803.pdf

The consolidated total PMB expenditure paid must be greater than zero, but less than or equal to the net actual claims paid and reported as per part 4.11.1.5.

Help File: 2013 Annual Statutory Return



The following reason boxes should be completed (if the specifications are met):

- The reasons why the total in-hospital PMB expenditure paid per benefit option does not agree with the sum of the total in-hospital DTP amount paid per benefit option and the total CDL in-hospital amount paid per benefit option.
- The reasons why the total out-of-hospital PMB expenditure paid per benefit option does not agree with the sum of the total out-of-hospital DTP amount paid per benefit option and the total CDL out-of-hospital amount paid per benefit option.

Part 3.8 PMB expenditure in-hospital and out-of-hospital: by DTP condition (amount claimed vs amount paid)

PART 3.8 PMB EXPENDITURE IN-HOSPITAL AND OUT-OF-HOSPITAL: BY DTP CONDITION (AMOUNT CLAIMED VS AMOUNT PAID)									
CONSOLIDATED TOTAL								OPTION A	
Code	Diagnosis	In-Hospital		Out-of-Hospital		Total		In-Hospital	
		Amount Claimed R	Amount Paid R	Amount Claimed R	Amount Paid R	Amount Claimed R	Amount Paid R	Amount Claimed R	Amount Paid R
3.8.1	906A Acute generalised paralysis, including polio and Guillain-Barre	5,901,398	5,901,398	2,376,832	2,376,832	8,278,230	8,278,230	802	
3.8.2	341A Basal ganglia, extra-pyramidal disorders; other dystonias NOS	11,152,008	11,152,008	8,835,381	8,835,381	19,987,389	19,987,389	338,666	
3.8.3	950A Benign and malignant brain tumours, treatable	7,991,913	7,991,913	7,875,841	7,875,841	15,867,754	15,867,754	867	
3.8.4	49A Compound/ depressed fractures of skull	713,132	713,132	10,926,458	10,926,458	11,639,590	11,639,590	6,009	
3.8.5	213A Difficulty in breathing, eating, swallowing, bowel, or bladder control due to non-progressive neurological (including spinal) condition or injury	14,444,759	14,444,759	1,382,079	1,382,079	15,826,838	15,826,838	580,225	
	Encephalocele;								

The objective of part 3.8 is to measure the cost of the Diagnosis Treatment Pairs (a limited set of 270 medical conditions) claimed and paid in-hospital, out-of-hospital and in total. The cost of the PMB's must be provided per benefit option.

A PMB claim that is not linked to a CDL condition (as identified through the E&V criteria) must be allocated to a relevant DTP. It is possible that some ICD 10 codes may not be unique to a DTP. To ensure the correct allocation of costs, schemes must also use the authorisation data (primary ICD 10 codes, secondary ICD10 codes and tariff codes) in addition to ICD 10 codes to classify the claims into one or more DTPs. Schemes must ensure that they do not duplicate the claims cost across different DTPs.

Help File: 2013 Annual Statutory Return



Part 3.9 PMB expenditure in-hospital and out-of-hospital: by CDL condition (amount claimed vs amount paid)

http://cmsuat02>Returns/annual.aspx?p=3&d=9 Statutory Returns Portal - C...

Home | Contact Us | Statutory Return | Print | Validate | Submit | Help | LogOut

Part 8 | Part 9 | Part 10 | Part 11 | Part 1 | Part 2 | Part 3 | Part 4 | Part 5 | Part 6 | Part 7

Part 3.1 | Part 3.2 | Part 3.3 | Part 3.4 | Part 3.5 | Part 3.6 | Part 3.7 | Part 3.8 | Part 3.9

PART 3.9 PMB EXPENDITURE IN-HOSPITAL AND OUT-OF-HOSPITAL: BY CDL CONDITION (AMOUNT CLAIMED VS AMOUNT PAID)

		CONSOLIDATED TOTAL						Options			
		In-Hospital		Out-of-Hospital		Total		OPTION A			
	Code	Diagnosis	Amount Claimed	Amount Paid	Amount Claimed	Amount Paid	Amount Claimed	Amount Paid	In-Hospital Amount Claimed	In-Hospital Amount Paid	Amount C
			R	R	R	R	R	R	R	R	R
3.9.1	ADS	Addisons Disease	32,613,052	32,613,052	16,830,082	16,830,082	49,443,134	49,443,134	5,366	5,366	
3.9.2	AST	Asthma	67,293,733	67,293,733	79,935,190	79,935,190	147,228,923	147,228,923	1,357,936	1,357,936	
3.9.3	BCE	Bronchiectasis	64,960,626	64,960,626	60,691,017	60,691,017	125,651,643	125,651,643	219,505	219,505	2
3.9.4	BMD	Bipolar Mood Disorder	34,482,865	34,482,865	60,375,665	60,375,665	94,858,530	94,858,530	46,593	46,593	
3.9.5	CHF	Cardiac failure	68,139,099	68,139,099	34,832,699	34,832,699	102,971,798	102,971,798	2,991,722	2,991,722	
3.9.6	CMY	Cardiomyopathy	39,054,146	40,602,533	21,660,113	21,660,113	60,714,259	62,262,646	2,035,884	2,035,884	
3.9.7	COP	Chronic Obs. Pulmonary Disease	52,726,462	52,726,462	60,686,885	60,686,885	113,413,347	113,413,347	67,919	67,919	
3.9.8	CRF	Chronic Renal Disease	116,427,094	97,022,579	33,366,046	27,805,039	149,793,140	124,827,618	320,144	266,787	
3.9.9	CSD	Crohns Disease	68,981,551	57,484,627	272,835,217	227,362,681	341,816,768	284,847,308	667,247	556,039	
3.9.10	DBI	Diabetes Insipidus	134,950,796	112,458,997	27,687,139	23,072,617	162,637,935	135,531,614	0	0	
3.9.11	DM1	Diabetes Mellitus 1	94,270,628	78,559,023	85,194,593	70,995,495	179,465,421	149,554,518	298,357	246,964	
3.9.12	DM2	Diabetes Mellitus 2	126,080,042	105,066,702	163,119,186	135,932,655	289,199,228	240,999,357	777,407	647,839	

08:45 AM 2014/03/05

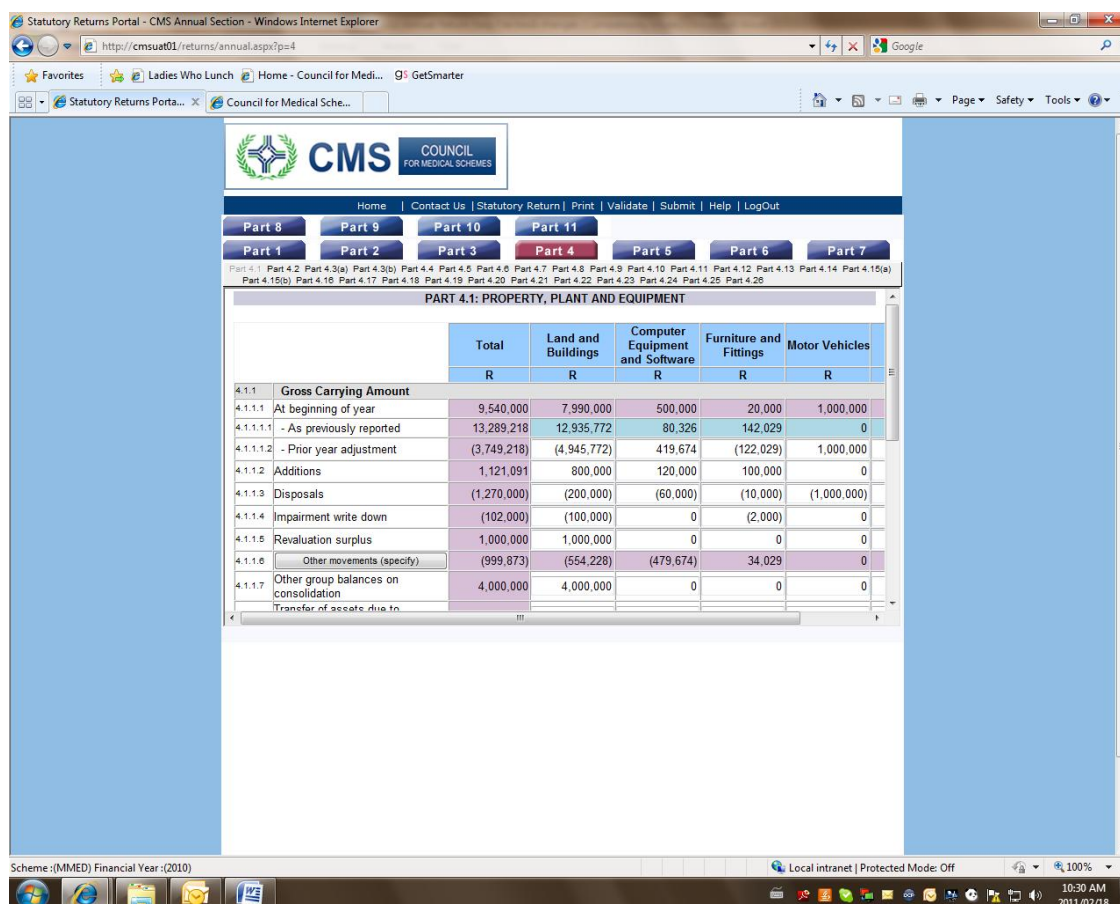
The objective of part 3.9 is to measure the cost of the Chronic Disease List (27 chronic conditions) claimed and paid in-hospital, out-of-hospital and in total. The cost of the PMB's must be provided per benefit option.

A PMB claim that is associated with a CDL condition (as identified through the E&V criteria) must be allocated to a relevant CDL condition. Where there are duplications in the ICD 10 codes, the schemes must use the authorisation data (primary ICD 10 codes, secondary ICD10 codes and tariff codes) to classify the claims into one or more CDLs. Schemes must ensure that they do not duplicate the claims cost across different CDLs.

PART 4 NOTES TO THE FINANCIAL STATEMENTS

Please note that when certain specifications are met, the user will be required to complete a reason box. The user will not be able to submit the return without completing the relevant reason boxes.

Part 4.1 Property, Plant and Equipment



	Total	Land and Buildings	Computer Equipment and Software	Furniture and Fittings	Motor Vehicles
	R	R	R	R	R
4.1.1 Gross Carrying Amount					
4.1.1.1 At beginning of year	9,540,000	7,990,000	500,000	20,000	1,000,000
4.1.1.1.1 - As previously reported	13,289,218	12,935,772	80,326	142,029	0
4.1.1.1.2 - Prior year adjustment	(3,749,218)	(4,945,772)	419,674	(122,029)	1,000,000
4.1.1.2 Additions	1,121,091	800,000	120,000	100,000	0
4.1.1.3 Disposals	(1,270,000)	(200,000)	(60,000)	(10,000)	(1,000,000)
4.1.1.4 Impairment write down	(102,000)	(100,000)	0	(2,000)	0
4.1.1.5 Revaluation surplus	1,000,000	1,000,000	0	0	0
4.1.1.6 Other movements (specify)	(999,873)	(554,228)	(479,674)	34,029	0
4.1.1.7 Other group balances on consolidation	4,000,000	4,000,000	0	0	0
Transfer of assets due to...					

The opening balances in lines 4.1.1.1.1 and 4.1.2.1.1 pulls through from lines 4.1.1.9 and 4.1.2.8 of the previous year's annual return respectively.

A minus must be placed in front of all credit entries (i.e. disposals / impairment write down / accumulated depreciation).

The total depreciation charges in part 4.1.2.2 must agree with the depreciation in part 4.16.1.14.

Investment property should not be included in this part. Land & buildings in this part only relates to owner-occupied assets. Investment properties should be included in part 4.2.

All assets not specifically provided for in the column headings of part 4.1 (e.g. office equipment) should be aggregated and included in the 'other' column provided.

Help File: 2013 Annual Statutory Return



The scheme should provide the exact nature of any amounts included in parts 4.1.1.6 and 4.1.2.5. The scheme should only complete this part if the return does not cater specifically for that kind of transaction elsewhere in part 4.1.

The following reason box should be completed (if the specifications are met):

Specification	Reason box wording
Previous year figures were restated / reclassified in line 4.1.1.1.2 or line 4.1.2.1.2.	Please provide the reasons for any prior year restatements/reclassifications.

Part 4.2 Investments

		Non-Current R	Current R	Total R
4.2.1	Investment property	7,000,000	0	7,000,000
4.2.2	Available for sale investments	4,000,000	0	4,000,000
4.2.3	Held-to-maturity investments	400	600	1,000
4.2.4	Investments held at fair value through profit or loss	643,996,432	3,468,459,576	4,112,456,008
4.2.5	Other (specify)	600	400	1,000
4.2.6	Group investments on consolidation	0	3,000,000	3,000,000
4.2.7	Less: Transfer of assets due to amalgamation during the year	0	0	0
4.2.8	Total investments	654,997,432	3,471,460,576	4,126,458,008

The investments should be split between non-current (long-term) investments and (current) short-term investments, as per the audited financial statements of the scheme. Investments are considered to be current when it satisfies any of the following criteria:

- It is expected to be realised in, or is intended for sale in, the scheme's normal operation cycle;
- It is held primarily for the purpose of being traded; or
- It is expected to be realised within 12 months after statement of financial position date.

Help File: 2013 Annual Statutory Return



Every class of investments should be aggregated and disclosed in the line item provided for that specific class of investments. The scheme should provide the full details of any investments included in the 'other' button in 4.2.5.

Part 4.3 Trade and Other Receivables

Where a line starts with the word 'Less', the scheme should place a minus in front of the figure.

Part 4.3 (a)

	Total
	R
4.3.1 Contributions outstanding:	624,576,760
4.3.1.1 - Current	614,994,466
4.3.1.2 - 30 days	5,697,022
4.3.1.3 - 60 days	(358,416)
4.3.1.4 - 90 days	(806,723)
4.3.1.5 - 120 days +	5,050,411
4.3.2 Recoveries from members for co-payments paid and payable (except for contributions, loans and savings plan account advances)	10,030
4.3.2.1 - Current	2,000
4.3.2.2 - 30 days	10
4.3.2.3 - 60 days	10
4.3.2.4 - 90 days	10
4.3.2.5 - 120 days +	8,000

The scheme should provide a proper ageing of debtor balances, where required in the return. The scheme should not disclose the full debtor balance under one age category.

Any advances on personal medical savings accounts should be shown separately as part of trade and other receivables (part 4.3.3); these balances should also be aged.

The total advances on the savings plan accounts should agree with the savings plan advances disclosed in part 4.5.15(a).

Risk transfer arrangements (4.3.4) are the sum of commercial reinsurance contracts (4.3.4.1) and other risk transfer arrangements (4.3.4.2).



Commercial reinsurance contracts will constitute insurance contracts entered into with a long-term insurer registered in terms of section 9 of the Long-term Insurance Act, 1998 (Act No. 52 of 1998), or a short-term insurer registered in terms of section 9 of the Short-term Insurance Act, 1998 (Act No. 53 of 1998).

The share of outstanding claims provision covered by commercial reinsurance contracts (4.3.4.1.1) plus the share of claims reported not yet paid covered by commercial reinsurance contracts (4.3.4.1.2) must agree with the provision for reinsurance claims recovered in part 4.14.3. Line 4.3.4.1.1 also has to agree to the closing balance of the "outstanding claims provision-covered by commercial reinsurance contracts" (4.9.8 Column C).

Commercial reinsurance claims paid by the scheme but not yet recovered from the reinsurer should be included in part 4.3.4.1.2.

A risk transfer asset is considered to be impaired when there is objective evidence, as a result of an event that occurred after initial recognition of the asset, that the scheme may not recover its full exposure in kind in terms of the contract, and that the event has a reliably measurable impact on the amounts that the scheme will now have to pay to the member. The provision for impaired losses in respect of commercial reinsurance contracts must be included in 4.3.4.1.3.

Other risk transfer arrangements will constitute all "other" reinsurance contracts that fall within the definition of IFRS 4, for example a capitation agreement entered into with a managed healthcare provider. Please note that not all capitation agreements will fall within the definition of IFRS 4 by default. Each contract will have to be evaluated in terms of IFRS 4. (Also refer to the relevant Appendix of the SAICA Medical Schemes Accounting Guide (SAICA Guide))

Depending on the tail of the specified benefits provided and the timing and accuracy of the information received from the managed healthcare provider regarding the specified benefits delivered before year end, the scheme should recognise an outstanding claims provision and an "other risk transfer" asset. This represents the scheme's best estimate of costs incurred and "costs" recovered in kind before year end, but not yet reported at the time.

The share of outstanding claims provision covered by other risk transfer arrangements (4.3.4.2.1) should therefore agree with the closing balance of the "outstanding claims provision-covered by other risk transfer arrangements" (4.9.8 Column D). A risk transfer asset, under for example a capitation agreement, is considered to be impaired when there is objective evidence, as a result of an event that occurred after initial recognition of the asset, that the scheme may not recover its full exposure in kind in terms of the contract, and that the event has a reliably measurable impact on the amounts that the scheme will now have to pay to the member. The provision for impaired losses in respect of other risk transfer arrangements must be included in 4.3.4.2.3.

The corresponding entries in respect of the share of claims reported not yet paid (both commercial reinsurance contracts (4.3.4.1.2) and other risk transfer arrangements (4.3.4.2.2) needs to be included in 4.8.1 (reported claims not yet paid).

The scheme should provide the exact nature of any prepaid expenditure included in line 4.3.7.

Accrued interest (part 4.3.9) should include all accrued interest, including those specified on the schemes' investment portfolios.

Help File: 2013 Annual Statutory Return



All amounts owing by providers (i.e. overpayments made to providers), should be included in the provider balances line in part 4.3.11 of the return.

The scheme should include any related party debit balances at year-end in 4.3.12.5 (unless the return provides for that related party in another specific line). These balances should correspond with the scheme's related party disclosure note in terms of IAS 24 in its audited financial statements. The nature of the related party relationship should also be indicated. Balances captured in this line would also pull through automatically to part 4.26.2.

The scheme should ensure that they disclose every debtor in the specific line provided for in part 4.3. Sundry debtors (4.3.13) should only be used if the return did not make provision for that specific debtor.

The scheme should furthermore NOT aggregate all its sundry debtor balances together in one line item in sundry debtors (4.3.13). Any balance greater than 10% of the total trade and other receivables should be disclosed separately in part 4.3.13.

Users are referred to the guidance provided in the SAICA Guide in respect of the recognition of Road Accident Fund (RAF) debtors.

The following reason boxes might warrant completion (if the specifications are met):

<i>Specification</i>	<i>Reason box wording</i>
Contributions outstanding for more than 30 days	Please indicate whether the scheme has any agreements in place with employers / members to pay their contributions after 3 days of it becoming due.
Contributions outstanding for more than 30 days	Please indicate the remedial actions taken by the scheme where contributions were received after three days of it becoming due
4.3.12.1 > R0	What is the nature of/reasons for the amount owed by the administrator?
4.3.12.2 > R0	What is the nature of/reasons for the amount owed by reinsurers (other than claims recoveries)?
4.3.12.3 > R0	What is the nature of/reasons for the amount owed by managed care organisations (other than claims recoveries)?
4.3.12.4 > R0	What is the nature of/reasons for the amount owed by brokers?
4.3.12.5 > R0	What is the nature of/reasons for the amount owed by other related parties?

Help File: 2013 Annual Statutory Return



Part 4.3(b)

		Total R
4.3.1	Commercial reinsurance contracts	290,000
4.3.1.1	Balance at beginning of year	290,000
4.3.1.2	Less: Payments in respect of prior year	(50,000)
4.3.1.3	(Over)/under provision in respect of prior year	240,000
4.3.1.4	Adjustment for current year	50,000
4.3.2	Other risk transfer arrangements	2,846,680
4.3.2.1	Balance at beginning of year	2,846,680
4.3.2.2	Less: Payments in respect of prior year	(2,846,680)
4.3.2.3	(Over)/under provision in respect of prior year	0
4.3.2.4	Adjustment for current year	2,846,680
4.3.3	Total risk transfer arrangements assets	3,136,680

In part 4.3(b) the scheme has to split out the movements in respect of risk transfer arrangements.

The previous year's balance automatically pulls through to lines 4.3.1.1 and 4.3.2.2.

The closing balances should correspond with the balances entered in part 4.3(a), and the movements in these balances between periods with the scheme's risk transfer arrangements (trade and other receivables) disclosure note in terms of IFRS 4 par.37(e) in its audited financial statements.

Help File: 2013 Annual Statutory Return



Part 4.4 Cash and Cash Equivalents

Any bank overdraft balances should not be netted off against positive bank balances in this part; bank overdrafts should be disclosed in part 4.8 (trade and other payables).

Outstanding cheques are only disclosed in part 4.4.8 if it has not already been written back to trade and other payables (4.8). If the outstanding cheques are included in cash and cash equivalents, it should be noted that 4.4.8 is only a disclosure item, to enable the Office to test the scheme's compliance with Regulation 30, read together with Annexure B. Line 4.4.7 should still agree with the scheme's audited cash and cash equivalents.

The screenshot shows the CMS Statutory Returns Portal interface. The browser address bar displays <http://cmsuat02>Returns/annual.aspx?p=4&d=5>. The page title is "Statutory Returns Portal - C...". The CMS logo is visible in the top left corner. The navigation menu includes links for Home, Contact Us, Statutory Return, Print, Validate, Submit, Help, and LogOut. Below the navigation menu, there are tabs for Part 1 through Part 11. The "Part 4" tab is selected, and the sub-tabs for Part 4 are visible: Part 4.1, Part 4.2, Part 4.3(a), Part 4.3(b), Part 4.4, Part 4.5, Part 4.6, Part 4.7, Part 4.8, Part 4.9, Part 4.10, Part 4.11, Part 4.12, Part 4.13, Part 4.14, Part 4.15(a), Part 4.15(b), Part 4.16, and Part 4.17. The main content area displays "PART 4.4: CASH AND CASH EQUIVALENTS". The table below shows the following data:

	Total R
4.4.1 Call accounts	281,410,625
4.4.2 Current accounts	242,693,813
4.4.3 Fixed deposits	20,000
4.4.4 Money market instruments	28,626,355
4.4.5 Cash and cash equivalents of group companies on consolidation	80,000
4.4.6 Less: Transfer of assets due to amalgamation during the year	0
4.4.7 Total cash and cash equivalents per balance sheet	552,830,793
4.4.8 Outstanding cheques	7,000
4.4.9 Total cash and cash equivalents per part 9 of the return	552,837,793

Help File: 2013 Annual Statutory Return



Part 4.5.1 Personal Medical Savings Account Trust Liability

		Total
		R
4.5.1.1	Balance on savings plan liability at the beginning of the year (credit balance)	1,222,301,612
4.5.1.2	Prior year adjustment	69,147,313
4.5.1.3	Less: Advances on savings plan accounts	(50,000)
4.5.1.4	Balance on savings plan liability at the beginning of the year (net balance)	1,291,398,925
4.5.1.5	Savings contributions received or receivable	3,615,606,466
4.5.1.5.1	- For the current year	3,615,556,366
4.5.1.5.2	- Received in advance	50,000
4.5.1.5.3	- Allocated to settle prior year advances	100
4.5.1.6	Transfers from other schemes	32,095,446
4.5.1.7	Savings plan liabilities transferred to/(from) the scheme upon amalgamation	500,000
4.5.1.8	Interest paid on savings plan accounts	14,850,504
4.5.1.9	Less: Transfers to other schemes	(50,100)
4.5.1.10	Less: Claims paid on behalf of members	(3,529,440,482)
4.5.1.11	Less: Administration expenses	(500,000)
4.5.1.12	Less: Bank charges and investment management fees incurred	(38,376)
4.5.1.13	Less: Refunds on death or resignation	(134,000,000)
4.5.1.14	Other (specify)	(68,170,798)
4.5.1.15	Net balance at the end of the year	1,222,251,585
4.5.1.16	Add: Advances on savings plan accounts	50,000

Where a line starts with the word 'Less', the scheme should place a minus in front of the figure.

The savings plan liability at the beginning of the year 4.5.1.1 as well as the opening advances on the savings plan account 4.5.1.3 is pulled through from the previous year's closing savings plan liability (4.5.1.16 in the previous year's annual return) and advances on the savings plan account (4.5.1.15 in the previous year's annual return).

The savings contributions for the current year in part 4.5.1.5.1 pulls automatically through from part 4.10.2.

The interest paid on savings plan accounts in part 4.5.1.8 pulls automatically through from part 4.22.2 (finance costs – interest paid on savings accounts).

The claims paid on behalf of members in part 4.5.1.10 pulls automatically through from part 4.11.2 (savings claims paid).

Administration expenses in part 4.5.1.11 pulls automatically through from part 4.16.40 (administration expenses recoverable from savings plan accounts).

The scheme should provide the exact nature of any amounts included in line 4.5.1.14. The scheme should only complete this part if the return does not cater specifically for that kind of transaction elsewhere in part 4.5.1.

Help File: 2013 Annual Statutory Return



It is very important to split the debit balances included in the savings plan liability from the credit balances. These debit balances at year-end should be disclosed in part 4.5.1.16.

The scheme is required to split the credit savings balance at year-end between current members and resigned members. The scheme should further perform an ageing of the credit savings balances of resigned members between the balances younger than 6 months and the balances older than 6 months.

Resigned members in the ageing should include members resigned from the scheme as well as members resigned from an option with savings to an option without savings within the scheme.

Both savings contributions and withdrawals are accounted for on the cash basis, i.e. no provision is made for outstanding claims at the end of the accounting period.

When certain specifications are met, the reason boxes need to be completed:

<i>Specification</i>	<i>Reason box wording</i>
Line 4.5.1.18.2.2 > R0	What procedures are in place to follow-up on members that need to be refunded?
Previous year figures were restated / reclassified in line 4.5.1.2.	Please provide the reasons for any prior year restatements/reclassifications.

Help File: 2013 Annual Statutory Return



Part 4.5.2 Personal Medical Savings Account Trust Investment

The screenshot shows the CMS Statutory Returns Portal. The top navigation bar includes links for Home, Contact Us, Statutory Return, Print, Validate, Submit, Help, and LogOut. Below this is a row of buttons for Parts 1 through 11. Part 4 is currently selected and highlighted in red. The main content area is titled 'Part 4.5.2 PERSONAL MEDICAL SAVINGS ACCOUNT TRUST INVESTMENT'. It contains a table with the following data:

	Total R
4.5.2.1 Call accounts	987,456,300
4.5.2.2 Current accounts	520,000
4.5.2.3 Fixed deposits	132,272,900
4.5.2.4 Other (specify)	270,185,089
4.5.2.5 Total personal medical savings account trust investment	1,390,434,289

Below the table, there is a text area with the prompt: 'Please provide detail as to why the personal medical savings account trust investment does not agree with the trust liability:'. To the right of this text area is a button labeled 'Click here'.

This part requires information on how the personal medical savings account trust monies were invested on the members' behalf.

The scheme should provide the exact nature of any balances included in line 4.5.2.4.

The scheme would also be required to provide information on the reconciling items between the balance of the trust investment and that of the trust liability.

Help File: 2013 Annual Statutory Return



Part 4.6 Borrowings

		Interest bearing borrowings		Non-interest bearing borrowings		Total
		Current	Non-Current	Current	Non-Current	
		R	R	R	R	R
4.6.1	Description (specify)	10,000	2,000	3,000	7,000	22,000
4.6.2	Borrowings of group companies on consolidation	9,118,124	900,000	247,000	243,000	10,508,124
4.6.3	Less: Transfer of liabilities due to amalgamation during the year	0	0	0	0	0
4.6.4	Total borrowings	9,128,124	902,000	250,000	250,000	10,530,124

Were the borrowings approved by Council? [Click here](#)

The scheme should split its borrowings between interest bearing borrowings and non-interest bearing borrowings. The borrowings should further be split between current borrowings and non-current borrowings.

A liability shall be classified as current when it satisfies any of the following criteria:

- It is expected to be settled in the scheme's normal operating cycle;
- It is due to be settled within 12 months after the statement of financial position date; or
- The scheme does not have an unconditional right to defer settlement of the liability for at least 12 months after the statement of financial position date.

Details of every borrowing should be provided in the description line provided (4.6.1); it should be noted that all the scheme's borrowings should not be aggregated and disclosed as a single line in part 4.6.1.

In this regard it is important to note that section 35(6) (c) states that a medical scheme shall not directly or indirectly borrow money without the prior approval of the Council or subject to such directives as the Council may issue, this being the reason why further detail in respect of approval of the borrowings is requested in the reason box.

Help File: 2013 Annual Statutory Return



Part 4.7 Other Non-Current Liabilities

PART 4.7 OTHER NON-CURRENT LIABILITIES		Total R
4.7.1	Other non current liabilities	1,474,490
4.7.1.1	Post retirement benefits	520,000
4.7.1.2	Other non-current liabilities (specify)	954,490
4.7.2	Less: Current portion included in current liabilities	(376,069)
4.7.2.1	Post retirement benefits	(20,000)
4.7.2.2	Other	(356,069)
4.7.3	Balances of group companies on consolidation	80,200
4.7.4	Less: Transfer of liability due to amalgamation during the year	0
4.7.5	Total other non-current liabilities	1,178,621

In respect of which employees are the post retirement benefits due? [Click here](#)

Where a line starts with the word 'Less', the scheme should place a minus in front of the figure.

Details of every non-current liability should be provided in the description line provided (4.7.1.2); it should be noted that all the scheme's non-current liabilities should not be aggregated and disclosed as a single line in part 4.7.1.

When certain specifications are met, the following reason boxes need to be completed:

Specification	Reason box wording
Third party administered scheme and line 4.7.1.1 > R0	In respect of which employees are the post retirement benefits due?

Help File: 2013 Annual Statutory Return



Part 4.8 Trade and Other Payables

Statutory Returns Portal - CMS Annual Section - Windows Internet Explorer

http://cmsuat01/returns/annual.aspx?pi=48d=9

Home | Contact Us | Statutory Return | Print | Validate | Submit | Help | LogOut

Part 8 Part 9 Part 10 Part 11

Part 1 Part 2 Part 3 Part 4 Part 5 Part 6 Part 7

Part 4.1 Part 4.2 Part 4.3(a) Part 4.3(b) Part 4.4 Part 4.5 Part 4.6 Part 4.7 Part 4.8 Part 4.9 Part 4.10 Part 4.11 Part 4.12 Part 4.13 Part 4.14 Part 4.15(a) Part 4.15(b) Part 4.16 Part 4.17 Part 4.18 Part 4.19 Part 4.20 Part 4.21 Part 4.22 Part 4.23 Part 4.24 Part 4.25 Part 4.26

PART 4.8: TRADE AND OTHER PAYABLES

	Total
	R
4.8.1 Reported claims not yet paid	201,522,856
4.8.1.1 Reported claims not yet paid - due to members (including outstanding cheques)	66,823,046
4.8.1.2 Reported claims not yet paid - due to providers (including outstanding cheques)	134,699,810
4.8.2.1 Stale cheques for claims expenses	20,000
4.8.2.2 Stale cheques for expenses other than claims	20,000
4.8.3 Net contributions received in advance	4,106,738
4.8.4 Payments received in advance under risk transfer arrangements	280,473
4.8.4.1 Payments received in advance under commercial reinsurance contracts	280,473
4.8.4.2 Payments received in advance under other risk transfer arrangements	0
4.8.5 Bank overdraft (current account)	0
4.8.6 Amounts owing to:	224,310,301
4.8.6.1 - Administrator	188,529,398

Scheme : (MMED) Financial Year : (2010)

Local intranet | Protected Mode: Off

10:33 AM 2011/02/18

4.8.1 (Reported claims not yet paid) should include all the scheme's claims creditors (including outstanding cheques relating to reported claims not yet paid that were written back to trade and other payables). It should be noted that the reported claims not yet paid must be equal to part 4.11.1.1.3 (Direct benefits reported not yet paid) (Total column) and part 4.11.1.1.6 (Managed care: healthcare benefits reported not yet paid (no transfer of risk)) (Total column).

All outstanding cheques relating to expenses other than claims that have been written back to trade and other payables should be included in other payables and accrued expenses (4.8.11). The nature of these expenses must also be included.

Stale cheques are those long outstanding cheques that have not yet been cashed, but have also not yet prescribed.

The scheme should include all related party credit balances at year-end in 4.8.6.5 (unless the return provides for that related party in another specific line). These balances should correspond with the scheme's related party disclosure note in terms of IAS 24 in its audited financial statements. The nature of the related party relationship should also be indicated. Balances captured in this line would also pull through automatically to part 4.26.2.

Help File: 2013 Annual Statutory Return



The current portion of non-current borrowings and other non-current liabilities (4.8.7) pulls automatically through from parts 4.6.4 (Total of current borrowings) and 4.7.2.2 (Current portion included in current liabilities).

The current portion of post-retirement benefits pulls automatically through from part 4.7.2.1.

It should be noted that all unallocated deposits should be disclosed separately in part 4.8.9 and should not be netted off against outstanding contributions in part 4.3.1 of the return.

The scheme should ensure that they disclose every creditor in the specific line provided for. Other payables and accrued expenses (4.8.11) should only be used if the return did not make provision for that specific creditor.

The scheme should furthermore NOT aggregate all its sundry creditor balances together in one line item in other payables and accrued expenses (4.8.11). Any balance greater than 10% of the total trade and other payables should be disclosed separately in part 4.8.11.

It is important to note that the provision for outstanding claims is not included in this section, but disclosed in part 4.9.

When certain specifications are met, the following reason boxes need to be completed:

<i>Specification</i>	<i>Reason box wording</i>
Line 4.8.6.1 > (Line 4.16.1.2 current year both columns / 12)	What is the nature of/the reasons for the amount owed to the administrator? The amount owed is larger than the average fee per month.
Line 4.8.6.3 > (- Line 6.1.8.1 total column / 12)	What is the nature of/the reasons for the amount owed to brokers? The amount owed is larger than the average fee per month.
If line 4.8.6.4 > ((- Line 6.1.7 total column + line 4.13.1) consolidated total / 12)	What is the nature of/the reasons for the amount owed to managed care organisations? The amount owed is larger than the average fee per month.
If 4.8.8 > (4.8.14 x 10%)	Part 4.8: What is the nature of/the reasons for the amount owed to members in line 4.8.8?
Line 4.8.9 > (Line 6.1.1 total column / 12)	What is the nature of/the reasons for the unallocated deposits? The amount owed is larger than the average gross contributions per month.
Third party administered scheme and line 4.8.10 > R0	In respect of which employees are the post retirement benefits due?
If lines 4.8.5 + 4.8.7 > R0	Please indicate whether the scheme obtained approval from Council to directly or indirectly borrow money, as is required by section 35(6)(c) of the Medical Schemes Act.

Please note that the queries raised in this part are linked to other parts in the return. After completing the return in full it will be necessary to return to this part, and address the queries.

Help File: 2013 Annual Statutory Return



Part 4.9 Outstanding Claims Provision

PART 4.9: OUTSTANDING CLAIMS PROVISION				
	A	B	C	D
	Total	Outstanding claims provision - not covered by risk transfer arrangements	Outstanding claims provision - covered by commercial reinsurance contracts	Outstanding claims provision - covered by other risk transfer arrangements
	R	R	R	R
4.9.1 Balance at beginning of year	481,911,127	479,064,447	0	2,846,680
4.9.1.1 - As previously reported:	544,995,606	542,098,926	50,000	2,846,680
4.9.1.2 - Prior year adjustment	(63,084,479)	(63,034,479)	(50,000)	0
4.9.1.3 - Transfer of liability due to amalgamation (IV)	0	0	0	0

Where a line starts with the word 'Less', the scheme should place a minus in front of the figure.

The outstanding claims provision (total) (column A) consists out of the following categories:

- Outstanding claims provision (not covered by risk transfer arrangements) (column B)
- Outstanding claims provision (covered by commercial reinsurance contracts) (column C)
- Outstanding claims provision (covered by other risk transfer arrangements) (column D)

Please refer to explanation provided in 4.3(a) in respect of other risk transfer arrangements. Also refer to the SAICA Guide for further details.

The balance at the beginning of the year as previously reported (4.9.1.1) (columns A - D) pulls automatically through from the closing balance per the previous year's return in part 4.9.8.

Any prior year adjustments should be reflected in part 4.9.1.2 (prior year adjustment). A reason box will need to be completed to explain any such adjustments.

The outstanding claims provision at the end of the year (covered by commercial reinsurance contracts) (column C) must agree with part 4.3.4.1.1 (a) (commercial reinsurance contracts: share of outstanding claims provision).

Help File: 2013 Annual Statutory Return



The outstanding claims provision at the end of the year (covered by other risk transfer arrangements) (column D) must agree with part 4.3.4.2.1 (a) (other risk transfer arrangements: share of outstanding claims provision).

The scheme should at all times be able to explain any over or under provision of the prior year's outstanding claims provision. The reason box will require further details in respect of over/under provisions greater than 10% of the previous year's provision.

The liability adequacy test (LAT) provision adjustment in line 4.9.5 should be made in terms of IFRS 4. (Please refer to guidance provided in the SAICA Guide.)

The provision is net of estimated recoveries from members for co-payments and savings plan accounts. Thus, the provision is only calculated on the claims that the scheme has a liability to pay for. It should further be noted that the totals per line 4.9.8.5 should agree with the totals in line 4.9.8.

Part 4.10 Risk Contribution Income

The screenshot shows the CMS Statutory Returns Portal interface. The browser address bar displays 'http://cmsuat02/returns/annual.aspx?p=4&d=11'. The page title is 'Statutory Returns Portal - C...'. The navigation bar includes links for Home, Contact Us, Statutory Return, Print, Validate, Submit, Help, and LogOut. Below the navigation bar, there are buttons for Parts 1 through 11. Part 4 is currently selected and highlighted in red. The main content area is titled 'PART 4.10: RISK CONTRIBUTION INCOME'. It contains a table with the following data:

	Total
	R
4.10.1 Gross contributions per registered rules	0
4.10.2 Less: Savings contributions received	(3,615,556,366)
4.10.3 Risk contribution income	(3,615,556,366)

Below the table, there is a text prompt: 'Please indicate reasons here if gross contributions are zero.' and a button labeled 'Click here'.

Where a line starts with the word 'Less', the scheme should place a minus in front of the figure.

Gross contributions are the amounts incurred by members, in terms of the registered rules of the scheme, for the purchase of healthcare benefits. Gross contributions include savings contributions. Therefore, any subsidies received from an employer, over and above the contributions per the registered rules of the

Help File: 2013 Annual Statutory Return



scheme should not form part of gross contributions. These subsidies should be disclosed in other income in parts 6.1.17 and 4.23.31 of the return.

Also, important to note that any prescribed unallocated deposits should also not form part of gross contributions; as these amounts are not in line with the scheme's current year's registered contribution table. Any prescribed unallocated deposits should be disclosed in other income in parts 6.1.17 and 4.23.31 of the return.

Any contributions written off, which is not recoverable, should not be deducted from risk contributions; any write-offs of contribution income should form part of impairment losses: Trade and other receivables in parts 6.1.9.10 and 4.23.24 of the return.

Contribution income are recognised in the accounting period to which the related risks refer. For this reason, any unpaid contributions at the end of the accounting period are reflected as current assets, and any contributions received in advance are reflected as current liabilities. These amounts are disclosed separately in trade and other receivables (part 4.3) or trade and other payables (part 4.8).

Services contracted to manage claim costs are neither deducted from gross contributions, nor included in claims costs, but are included in managed care: management services expenses (part 4.12).

In accordance with sections 26(1)(c) and 26(4) of the Act, a scheme is not allowed to collect fees payable by a member to a third party, e.g. a funeral fund/wellness programmes on behalf of that third party. Therefore, gross contributions should not include any such fees. Should any fees of this nature exist, it should be disclosed as a liability in part 4.8 of the return.

Schemes will be required to provide more details if no gross contributions were accrued during the year.

Help File: 2013 Annual Statutory Return



Part 4.11.1 Relevant Healthcare Expenditure

Statutory Returns Portal - C...

Home | Contact Us | Statutory Return | Print | Validate | Submit | Help | LogOut

Part 8 Part 9 Part 10 Part 11 Part 1 Part 2 Part 3 Part 4 Part 5 Part 6 Part 7

Part 4.1 Part 4.2 Part 4.3(a) Part 4.3(b) Part 4.4 Part 4.5.1 Part 4.5.2 Part 4.6 Part 4.7 Part 4.8 Part 4.9 Part 4.10 Part 4.11.1 Part 4.11.2 Part 4.12 Part 4.13 Part 4.14 Part 4.15(a) Part 4.15(b) Part 4.16.1 Part 4.16.2 Part 4.17 Part 4.18 Part 4.19 Part 4.20 Part 4.21 Part 4.22 Part 4.23 Part 4.24 Part 4.25 Part 4.26

PART 4.11.1: RELEVANT HEALTHCARE EXPENDITURE

	A	B	C
	Total	In respect of risk carried by the scheme (including claims incurred in respect of commercial reinsurance contracts)	In respect of related risk transfer arrangements (excluding claims incurred in respect of commercial reinsurance contracts)
	R	R	R
4.11.1.1 Gross claims paid and reported	14,835,949,939	14,652,240,722	183,709,217
4.11.1.1.1 - Direct benefits for the period	11,250,530,480	11,069,667,943	180,862,537
4.11.1.1.2 - Direct benefits for the previous period	1,253,131,634	1,250,284,954	2,846,680
4.11.1.1.3 - Direct benefits reported not yet paid	201,522,856	201,522,856	0
4.11.1.1.4 - Managed care: healthcare benefits for the period (no transfer of risk)	2,117,940,983	2,117,940,983	0
4.11.1.1.5 - Managed care: healthcare benefits for the previous period (no transfer of risk)	0	0	0
4.11.1.1.6 - Managed care: healthcare benefits reported not yet paid (no transfer of risk)	0	0	0
4.11.1.1.7 - Service provided to members in own facilities	12,823,986	12,823,986	0
4.11.1.2 Less: Savings plan claims paid	(3,529,440,482)	(3,529,440,482)	0
4.11.1.3 Less: Discount received on claims	(14,060,078)	(14,060,078)	0
4.11.1.4 Less: Claims recoveries from third parties	(35,249,052)	(35,249,052)	0
4.11.1.5 Net actual claims paid and reported	11,257,200,327	11,073,491,110	183,709,217
4.11.1.6 Provision for outstanding claims at the end of the financial year	544,995,606	542,148,926	2,846,680
4.11.1.7 Less: Provision for outstanding claims at end of the previous year	(481,911,127)	(479,064,447)	(2,846,680)
4.11.1.8 Net claims incurred (excluding net (income)/expense from other risk transfer arrangements)	11,320,284,806	11,136,575,589	183,709,217

Where a line starts with the word 'Less', the scheme should place a minus in front of the figure.

Total (Column A)

4.11.1.1.4 - (Total column) Managed care: healthcare benefits for the period (no risk transfer) + 4.11.1.1.5 - Managed care: healthcare benefits for the previous period (no risk transfer) + 4.11.1.1.6 - Managed care: healthcare benefits reported not yet paid (no transfer of risk) + 4.13.1 - Premiums/fees paid (Capitation fees) (consolidated total current year) should be greater than or equal to 3.1.6.2.2.6 (risk amount paid by scheme column + savings amount paid by scheme on behalf of member + discount received columns) - Sub total of managed care arrangements (in hospital benefits) + 3.1.10.4 (risk amount paid by scheme column + savings amount paid by scheme on behalf of member + discount received columns) - Total managed care arrangements (out of hospital benefits).



Net relevant healthcare expenditure incurred in respect of risk carried by the scheme (including claims incurred in respect of commercial reinsurance contracts) (Column B)

Gross claims paid and reported

Total costs of settling all claims (before deducting claims paid from savings accounts) arising from healthcare events that have occurred in the period and those that have occurred previously (gross claims reported), and for which no provision was made, including costs for managed care: healthcare services (no transfer of risk).

The direct benefits reported not yet paid in line 4.11.1.1.3 should be greater or equal to the share of claims reported not yet paid in line 4.3.4.1.2.

Managed Care: Healthcare Benefits (no transfer of risk)

The cost of healthcare services under payment systems, such as capitation fees (healthcare services purchased), emergency services and disease management (where healthcare service benefits are included in the contract). However, amounts should only be included in 4.11.1.1.4, 4.11.1.1.5 and 4.11.1.1.6 if there was no transfer of risk from the scheme to the managed healthcare provider in terms of IFRS 4.

Claims incurred exclude payments made to third parties contracted to provide cost containment processes, such as specialist and hospital referrals, case management, peer reviews, claims audits, statistical analysis, and disease management (where healthcare service benefits are not included in the contract), as it constitutes managed care: management service expenses. These costs are disclosed in part 4.12 of the return.

The completion of line 4.11.1.1.5 is tested against the answer obtained in part 1.4 question 6b.

Services provided to members in own facilities

Line 4.11.1.1.7 should be greater than zero when there is a value in line 4.21.3.

Net claims incurred

Claims assessed, accrued and paid for services rendered during the accounting period and for services rendered during the previous accounting period not included in the previous period's outstanding claims provision, net of recoveries from members for co-payments and savings plan accounts and discounts received.

The savings claims paid in part 4.11.1.2 automatically pulls through from the total benefits in part 3.1.11 (total savings amount paid by scheme on behalf of member column).

Trade -, volume-, cash discounts and rebates received on claims pulls through from part 3.1.11 (Total Benefits (Discount Received)).

Provision for outstanding claims

The provision for outstanding claims at the end of the financial year in part 4.11.1.6 (column B) automatically pulls through from part 4.9.8 ((column B) (outstanding claims provision not covered by risk transfer arrangements) + (column C) (outstanding claims provision covered by commercial reinsurance contracts at end of year)).

The provision for outstanding claims at the end of the previous financial year in part 4.11.1.7 (column B) automatically pulls through from 4.9.1 ((column B) outstanding claims provision not covered by risk transfer arrangements + (column C) (outstanding claims provision covered by commercial reinsurance contracts at end of year)).



It should be noted that the value in 4.11.1.5 (actual net claims paid and reported) (Column B) plus 4.13.1 (premiums/fees paid) (consolidated total current year column) should agree to the total benefits in part 3.1.11 (risk amount paid by the scheme column).

Net relevant healthcare expenditure incurred in respect of related risk transfer arrangements (excluding claims incurred in respect of commercial reinsurance contracts) (Column C)

Please note that this part must only be completed if the risk transfer arrangement (capitation agreement) meets the definition of a reinsurance contract in terms of IFRS 4. IFRS 4 requires the scheme to assess each contract separately to determine whether there is a significant transfer of insurance risk.

In the event that a capitation agreement meets the definition of a reinsurance agreement, IFRS 4 states that an insurer shall not offset risk transfer assets against the related insurance liabilities or income or expense from risk transfer arrangements against the expense or income from the related insurance contracts.

The cost that the scheme would have incurred (had it not entered into the capitation agreement) to deliver the specified benefits represents the scheme's exposure to its member (as the capitation agreement cannot absolve a medical scheme from its responsibility towards its members). These "costs" have to be disclosed in 4.11.1.1.1 and/or 4.11.1.1.2 and/or 4.11.1.1.3 as claims incurred from insurance contracts. The claims included in these parts should also include claims that have been incurred but not yet reported. (Please refer to the relevant SAICA Guide Appendix .) There is a validation rule testing that when the scheme had an outstanding claims provision in line 4.11.1.7, line 4.11.1.1.2 should have a value greater than zero.

The cost that the scheme would have incurred (had it not entered into the capitation agreement) to deliver the specified benefits represents the scheme's recovery in kind from the managed healthcare provider. This recovery in kind of cost incurred has to be disclosed as recoveries from risk transfer arrangements (4.13.2). The recovery included in part 4.13.2 must also include the recovery in respect of the risk transfer asset raised at year end.

Please take note that the above estimate claims incurred and estimated claims recoveries may not be offset.

The direct benefits reported not yet paid in line 4.11.1.1.3 should be equal to the share of claims reported not yet paid in line 4.3.4.12.2.

As amounts should only be included in 4.11.1.1.4, 4.11.1.1.5 and 4.11.1.1.6 if there was no transfer of risk from the scheme to the managed healthcare provider in terms of IFRS 4, these fields are fixed as zeros in column C.

Similarly are lines 4.11.1.2 (savings plan claims paid) and 4.11.1.3 (discount received on claims) also fixed as zeros.

The provision for outstanding claims at the end of the financial year in part 4.11.1.6 (column C) automatically pulls through from part 4.9.8 (column D) (outstanding claims provision covered by other risk transfer arrangements).

The provision for outstanding claims at the end of the previous financial year in part 4.11.1.7 (column C) automatically pulls through from 4.9.1 (column D) (outstanding claims provision covered by other risk transfer arrangements).

Help File: 2013 Annual Statutory Return



Part 4.11.1.9 (net (income)/expense from other risk transfer arrangements) column C (net claims incurred in respect of related risk transfer arrangements (excluding claims incurred in respect of commercial reinsurance contracts) automatically pulls through from part 4.13.4 (net (income)/expense from other risk transfer arrangements- consolidated total current year column). Part 4.11.1.9 column B is a fixed zero field.

Part 4.11.2 Managed Care: Healthcare Services (No Transfer of Risk) – Paid and Incurred

		Consolidated total		Per contract DEF Managed Healthcare (LOCKED)	
		Current year	Previous year	Current year	Previous year
		R	R	R	R
4.11.2.1	Contracted network primary health care and specialist services	14,000,000	983	0	0
4.11.2.2	Dental management services	0	7,000,000	0	0
4.11.2.3	Diabetes management services	97,152,500	20,000,000	10,000,000	20,000,000
4.11.2.4	Disease management services	523,400,322	80,000,000	445,000,000	80,000,000
4.11.2.5	Drug utilisation management services	0	8,000,000	0	8,000,000
4.11.2.6	HIV/AIDS disease management services	50,138,708	37,000,000	50,138,708	30,000,000
4.11.2.7	Hospital management services	64,300,000	70,000,000	0	0
4.11.2.8	Managing provider networks	380,000,000	90,000,000	380,000,000	90,000,000
4.11.2.9	Pathology management services	37,000,000	40,000,000	0	0
4.11.2.10	Primary health care services network	0	110,000,000	0	0
4.11.2.11	Other (specify)	951,949,453	682,040,517	3,207,953	(913,899,483)
4.11.2.12	Total managed care: healthcare services (no transfer of risk)	2,117,940,983	1,144,041,500	888,346,661	(685,899,483)

Please provide the reasons for any prior year restatements: [Click here](#)

This part should be completed per contract. The names of the various contracts will be pulled through from the detail completed in part 1.4, question 6(b). In the event that the response to question 6(b) indicates that a specific contract did not exist in respect of either the current or previous year, such annum's amounts would be fixed as zeros.

The previous year's amounts would automatically pull through from the previous year's return. The "Unlock previous year amounts" button allows the scheme to make adjustments to these figures if needs be. The scheme would then need to provide the reasons for any prior year adjustments.

The total amount per line 4.11.2.12 should agree with the amounts captured in part 4.11.1 lines 4.11.1.1.4, 4.11.1.1.5 and 4.11.1.1.6.

The scheme should provide the exact nature of any amounts included in line 4.11.2.11. The scheme should only complete this part if the return does not cater specifically for that kind of transaction/service elsewhere in part 4.11.2.

Help File: 2013 Annual Statutory Return



Part 4.12 Managed Care: Management Services

Statutory Returns Portal - C...

Home | Contact Us | Statutory Return | Print | Validate | Submit | Help | LogOut

Part 8 | Part 9 | Part 10 | **Part 11** | Part 12 | Part 13 | Part 14 | Part 15(a)

Part 4.1 | Part 4.2 | Part 4.3(a) | Part 4.3(b) | Part 4.4 | Part 4.5.1 | Part 4.5.2 | Part 4.6 | Part 4.7 | Part 4.8 | Part 4.9 | Part 4.10 | Part 4.11.1 | Part 4.11.2 | Part 4.12 | Part 4.13 | Part 4.14 | Part 4.15(a) | Part 4.15(b) | Part 4.16.1 | Part 4.16.2 | Part 4.17 | Part 4.18 | Part 4.19 | Part 4.20 | Part 4.21 | Part 4.22 | Part 4.23 | Part 4.24 | Part 4.25 | Part 4.26

PART 4.12 MANAGED CARE: MANAGEMENT SERVICES

	Administrator / Self-administration	Co-Administrator	Other Third Parties ABC Managed Care (Pty)	Total
	R	R	R	R
4.12.1 Chronic medication management services	7,000	0	0	7,000
4.12.2 Claims management services	7,000	0	0	34,000
4.12.3 Clinical risk management services	7,000	0	0	307,000
4.12.4 Contracted network primary health care and specialist services	7,000	0	0	11,000
4.12.5 Dental management service	7,000	0	0	308,000
4.12.6 Development of clinical protocols and funding policies for new and existing medicines, treatments and technologies	7,000	0	7,000	3,014,000
4.12.7 Development, implementation and management of agreements with provider networks and providers, including management of professional risk expenditure	7,000	0	0	9,000
4.12.8 Disease management services	7,000	0	0	15,000
4.12.9 Drug utilisation management services	7,000	0	0	17,000
4.12.10 HIV / AIDS disease management services	7,000	0	0	16,000
4.12.11 Hospital management services	0	0	36,000	36,000
4.12.12 Oncology benefit management services	0	0	0	23,000
4.12.13 Optometry management services	0	20,000,234	0	20,017,234
4.12.14 Pathology benefit management services	0	0	0	117,000
4.12.15 Pharmaceutical benefit management services	0	0	0	317,000
4.12.16 Provider network management services	0	0	0	417,000
4.12.17 Psychiatric and psychology benefit management services	0	0	0	717,000
4.12.18 Radiology management services	2,000	0	0	909,000
4.12.19 Respiratory benefit management services	7,000	0	0	16,000
4.12.20 Service provider negotiations and management	21,000	0	0	53,000

Managed health care means clinical and financial risk assessment and management of healthcare, with a view to facilitating appropriateness and cost-effectiveness of relevant health services within the constraints of what is affordable, through the use of rules-based and clinical management-based programs.

Managed care: management services is therefore the cost of managing healthcare expenditure, such as the development of clinical protocols and funding policies and disease management services (where healthcare benefits are not included in the contract). It does not include the cost of any relevant healthcare services.

Managed care: management services expenses are disclosed, showing separately internal expenditure (incurred by the administrator and its related parties, as well as the co-administrator and its related parties) and outsourcing costs (services delivered by third parties). The expenses should be allocated per party. The names of the third party contracts will be pulled through from the detail supplied in part 1.4, question 6(a). There are validation rules to ensure that the correct columns (i.e. Administrator / Self-administration, Co-Administrator, or Third Party Contract columns) are completed by referring back to the scheme's response in part 1.4 question 6(a).

The scheme should ensure that they disclose every managed care: management service in the specific line provided for. The other line (4.12.21) should only be used if the return did not make provision for a specific managed care: management service.

Help File: 2013 Annual Statutory Return



The scheme should not aggregate all its managed care: management services together in one line item in the other box provided in part 4.12.21; a detailed split of all services received should be provided. Further detail will be required by way of a reason box if an aggregate amount is entered in this line.

Users are also referred to circular 49 of 2007 "Financial reporting by accredited managed care arrangements" in which managed care organisations are instructed to supply schemes with a breakdown of the fee over the various services performed.

Part 4.13 Net (income)/expenses from other risk transfer arrangements (excluding commercial reinsurance contracts)

This part should be completed per contract ("other" risk transfer arrangement-`capitation agreement). The names of the various contracts for both the current and previous financial years will be pulled through from the detail completed in part 1.4, question 6(c). In the event that the response to question 6(c) indicates that a specific contract did not exist in respect of either the current or previous year, such annum's amounts would be fixed as zeros.

The previous year's amounts are automatically pulled through from the previous year's return. The "Unlock previous year amounts" button allows the scheme to make adjustments to these figures if needs be. The scheme would then need to provide the reasons for any prior year adjustments.

		Consolidated total		Per contract	
		Current year	Previous year	Current year	Previous year
		R	R	R	R
4.13.1	Premiums/fees paid (capitation fee)	277,033,251	156,033,251	53,304,823	40,000,000
4.13.1.1	Benefit management services	10,957,891	0	0	0
4.13.1.2	Clinical risk management services	10,000,000	3,000,000	0	0
4.13.1.3	Contracted network primary health care and specialist service	15,000,000	4,000,000	0	0
4.13.1.4	Dental management services	15,000,000	20,770,537	0	0
4.13.1.5	Diabetes management services	12,770,537	12,000,000	0	0
4.13.1.6	Disease management services	0	0	0	0
4.13.1.7	Drug utilisation management services	3,304,823	10,000,000	3,304,823	10,000,000
4.13.1.8	HIV/AIDS disease management services	25,000,000	15,000,000	25,000,000	15,000,000
4.13.1.9	Hospital management services	25,000,000	15,000,000	25,000,000	15,000,000
4.13.1.10	Managing provider networks	0	0	0	0
4.13.1.11	Optometry management services	0	0	0	0
4.13.1.12	Pathology management services	0	0	0	0
4.13.1.13	Pharmaceutical benefit management services	60,000,000	23,304,823	0	0
4.13.1.14	Prescribed Minimum Benefit management services	60,000,000	30,000,000	0	0
4.13.1.15	Primary care services	0	0	0	0
4.13.1.16	Primary healthcare services network	0	0	0	0
4.13.1.17	Radiology management services	10,000,000	0	0	0
4.13.1.18	Specialist management services	10,000,000	10,957,891	0	0

Important to note that this part should only be completed if the capitation agreement meets the definition of a reinsurance contract in terms of IFRS 4. IFRS 4 requires the scheme to assess each contract separately

Help File: 2013 Annual Statutory Return



to determine whether there is a significant transfer of insurance risk. For additional guidance on risk transfer arrangements, please refer the SAICA Guide.

The premiums/fees paid (capitation fees) should be captured in part 4.13.1, split between the various services contracted. The estimated claim recovery (as explained in part 4.11.1 under net claims in respect of related risk transfer arrangements) should be captured in part 4.13.2. Please note that this figure should be a negative figure, as claims recoveries is a credit balance. Again the amount should be split between the various services contracted. The other lines (4.13.1.19 and 4.13.2.19) should only be used if the return did not make provision for a service.

Any other transactions not provided for in part 4.13.1 and part 4.13.2 should be captured in part 4.13.3 (other). The details of these transactions should be provided.

It should also be noted that where a risk transfer arrangement includes a portion of administration fees (i.e. a call centre or nurse line), the capitation fees should be split between the administration portion and the risk transfer portion. The administration portion should be included in either part 4.12 or part 4.16.1 of the return, where ever it is the most applicable.

It should further be noted that Part 4.13.2 (Less: Claims recoveries in respect of related risk transfer arrangements consolidated total current year column) should agree with:

- the sum of Part 4.11.1.1.1 to 4.11.1.1.3 (Column C: direct benefits in respect of related risk transfer arrangements (excluding claims incurred in respect of commercial reinsurance contracts)); and
- plus the difference movement in the provision for outstanding claims in respect of related risk transfer arrangements (excluding claims incurred in respect of commercial reinsurance contracts) in lines 4.11.1.6 and 4.11.1.7 (Column C).

When certain specifications are met, the following reason boxes need to be completed:

<i>Specification</i>	<i>Reason box wording</i>
(Per contract current year lines 4.13.1 + 4.13.2)/Per contract current year line 4.13.1 > 50% or if < 50%	Please provide the basis for the calculation of the estimated claims recoveries in respect of related risk transfer arrangements.
Previous year figures were restated.	Please provide the reasons for any prior year restatements.

Help File: 2013 Annual Statutory Return



Part 4.14 Net income/ (expenses) from risk transfer arrangements: commercial reinsurance contracts

This part should be completed per reinsurance contract. The names of the various contracts will be pulled through from the detail completed in part 1.4, question 6(d).

The screenshot shows the CMS Annual Section interface in a Windows Internet Explorer browser. The page title is 'Statutory Returns Portal - CMS Annual Section - Windows Internet Explorer'. The URL is 'http://cmsuat01/returns/annual.aspx?p=4&d=15'. The browser's address bar shows the URL. The page has a navigation menu with links for Home, Contact Us, Statutory Return, Print, Validate, Submit, Help, and LogOut. Below the navigation menu, there are tabs for Part 8, Part 9, Part 10, and Part 11. The main content area displays the 'PART 4.14: NET INCOME/(EXPENSE) FROM RISK TRANSFER ARRANGEMENTS: COMMERCIAL REINSURANCE CONTRACTS' form. The form includes a table with columns for 'Consolidated total' and 'Per reinsurance contract ABC Insurers'. The table contains the following data:

	Consolidated total	Per reinsurance contract ABC Insurers
4.14.1 Re-insurance premiums paid	(222,696)	(222,696)
4.14.2 Re-insurance claims recovered	0	0
4.14.3 Provision for reinsurance claims recovered	300,000	300,000
4.14.4 Profit/(Loss) on re-insurance arrangements	(57,777)	(57,777)
4.14.5 Commissions on reinsurance agreements	0	0
4.14.6 Discounts received	0	0
4.14.7 Net income/(expense) from commercial reinsurance arrangements	19,527	19,527

A *reinsurance contract* is defined by IFRS 4 as an insurance contract issued by one insurer (the reinsurer) to compensate another insurer (the cedant) for losses on one or more contracts issued by the cedant. Contracts which meet the definition of reinsurance contracts in IFRS 4 are referred to as risk transfer arrangements in the SAICA Guide. Income and expenses relating to risk transfer arrangements are disclosed separately in the statement of comprehensive income.

A medical scheme may also enter into *commercial reinsurance contracts*, in terms of which it transfers some or all of its risk to a legally registered reinsurer. In this instance the reinsurer will compensate the medical scheme in cash for losses incurred.

It should be noted that all reinsurance contracts should be submitted to the Registrar in terms of section 20(3) of the Act.

Prepaid re-insurance premiums are included in current assets in part 4.3 of the return. Profit/ (loss) on a commercial reinsurance arrangements (4.14.4) should be recognised either as a debtor or creditor over the period of risk covered by the policy that covers a period for more than one year. Please

Help File: 2013 Annual Statutory Return



note that this is not the difference between the claims recovered and the premiums paid, but the profit/ (loss) share in terms of the commercial reinsurance contract.

The commissions on commercial reinsurance arrangements (4.14.5) and discounts received (4.14.6) are as specified in the actual commercial reinsurance contract.

Please note that all expenses in respect of commercial reinsurance contracts must be captured as a negative amount and all income in respect of commercial reinsurance contracts as a positive amount.

Part 4.15(a) Broker service fees

The screenshot shows the CMS Statutory Returns Portal interface. The top navigation bar includes links for Home, Contact Us, Statutory Return, Print, Validate, Submit, Help, and LogOut. Below this, there are buttons for Parts 1 through 11. Part 4 is currently selected and highlighted in red. The main content area is titled 'PART 4.15(a): BROKER SERVICE FEES'. It contains a table with the following data:

		Broker service fees
		R
4.15.1	Paid to brokers	400,562,667
4.15.2	Paid to related party brokers (specify)	4,000,000
4.15.3	Total broker service fees	404,562,667

Below the table, there are two questions with 'Click here' links:

Why does the broker fees per average member per month exceed the statutory limit of R78.66? [Click here](#)

Why does the broker fees exceed the statutory limit of 3.42% of gross contributions? [Click here](#)

A scheme may compensate a person, in accordance with its rules and the provisions of the Act and the regulations, for services provided to the scheme's members. Broker service fees usually accrue and are paid on a monthly basis as contributions are received. Amounts paid and payable for broker services comprise fees paid to brokers for new contracts initiated by the brokers "ongoing fees" in respect of current contracts. Acquisition costs are the costs that an insurer incurs to sell, underwrite and initiate a new insurance contract. Consideration should be given to related party relationships in transactions relating to brokers.

Help File: 2013 Annual Statutory Return



When certain specifications are met, the following reason boxes need to be completed:

Specification	Reason box wording
4.15.3/12/2.2.13 (Members)) > R78.66	Why does the broker fee per average member per month exceed the statutory limit of R78.66?
4.15.3 > (4.10.1 x 3.42%)	Why do the broker fees exceed the statutory limit of 3.42% of gross contributions?

Part 4.15(b) Other distribution costs

Distribution costs that are incurred under co-administration or other arrangements are included under administration expenses in the statement of comprehensive income and are separately disclosed in the notes, unless those fees are paid to brokers. Where those distribution fees are paid to brokers, they are included as part of brokers' service fees.

The scheme should ensure that an accurate split between broker fees and distribution costs are made between part 4.15(a) and part 4.15. (b). The scheme should furthermore ensure no distribution costs are included in part 4.16 (administration expenses).

Distribution costs do not include marketing and advertising expenses unless those expenses are paid to brokers. Marketing and advertising costs are included in part 4.16.22 and part 4.16.3 respectively.

Help File: 2013 Annual Statutory Return



Consideration should be given to related party relationships and transactions relating to brokers fees and distribution costs. These transactions should correspond with the scheme's related party disclosure note in terms of IAS 24 in its audited financial statements.

The scheme should specify the distribution costs in part 4.15.2 per individual party; all distribution costs should not be aggregated and disclosed as one line item in part 4.15.2.

Part 4.16.1 Administration Expenses

		Current year		Previous year (LOCKED)	
		Fund R	Own Facilities R	Fund R	Own Facilities R
4.16.1.1	Actuarial fees	0	0	110,000	0
4.16.1.2	Administration fees:				
4.16.1.2.1	- Fees paid to the administrator	1,764,004,641	0	1,764,003,852	0
4.16.1.2.2	- Indirect fees paid to the administrator	0	0	789	0
4.16.1.3	Advertising	4,682,796	0	753	0
4.16.1.4	Annual general meeting costs	0	0	8,731	0
4.16.1.5	Association fees	0	0	4,563,312	0
4.16.1.6	Audit expense:				
4.16.1.6.1	- Audit services	2,242,739	0	2,241,838	0
4.16.1.6.2	- Audit expenses	0	0	894	0
4.16.1.6.3	- Audit committees	186,751	0	186,751	0
4.16.1.6.4	- (Over)/under provision of prior year's audit fees	0	0	7	0
4.16.1.6.5	- Other non-audit expenses (specify)	100,000	0	20,000	0
4.16.1.7	Bank charges	6,229,891	0	6,229,891	0
4.16.1.8	Call centre fees	0	0	78,941	0
4.16.1.9	Co-administration fees paid for ongoing services provided by third parties	30,000	0	30,000	0
4.16.1.10	Computer expenditure	0	0	456,123	46,875
4.16.1.11	Consultancy fees (not the contracted administrator)	0	0	82,444	0
4.16.1.12	Council for Medical Schemes expenses	0	0	7,022,807	0

Where a line starts with the word 'Less', the scheme should place a minus in front of the figure.

The previous year's amounts are automatically pulled through from the previous year's return. The "Unlock previous year amounts" button allows the scheme to make adjustments to these figures if needs be. The scheme would then need to provide the reasons for any prior year restatements/reclassifications.

The scheme should ensure that they disclose every expense in the specific line provided for in part 4.16 of the return. Other administration expenses (4.16.1.39) should only be used if the return did not make provision for that specific expense.

Association fees (4.16.1.5) relate to fees paid to non-professional organisations, e.g. BHF membership etc.

Help File: 2013 Annual Statutory Return



The audit committee fees (4.16.1.6.3) should include all audit committee fees (i.e. fees paid to non-executive audit committee members); this line does not only refer to specific audit expenses incurred by the auditor.

In the event that a scheme entered an amount in line 4.16.1.9 (co-administration fees paid for ongoing services provided by third parties), but no such contracts exists in part 1.1, the scheme would be required to provide more information on the nature of the services, including the name of the provider.

Consultancy fees (4.16.1.11) are those fees paid where the board of trustees obtained expert advice on legal, accounting and/or any other business matter of which the members of the board of trustees may lack sufficient expertise.

Council for Medical Schemes expenses (4.16.1.12) are any other fees paid to the Council for Medical Schemes such as rule registration fees etc. It also includes membership levies paid to the Council for Medical Schemes. Penalties incurred should however not be included in this line, but in line 4.16.1.26.

The depreciation included in part 4.16.1.14 should agree with the total depreciation charges included in part 4.1.2.2.

In the event that the scheme has not incurred any expenses in respect of fidelity guarantee insurance fees (4.16.1.17) or professional indemnity insurance premiums (4.16.1.32), the scheme will be required to complete a reason box, indicating the reasons for not incurring the said expenditure (non-compliance with the requirements imposed by section 57(4)(f)).

Investigation fees (4.16.1.20) will include any special investigations initiated by the scheme (including fraud investigations).

Please note that marketing (4.16.1.22) and advertising (4.16.1.3) expenses exclude fees paid to brokers as well as any distribution costs, which are disclosed under part 4.15 of the return.

Principal Officer / curator fees and remuneration (4.16.1.28) should include all fees and remuneration paid to the Principal Officer (or curator where applicable), which is regarded as remuneration for his own benefit.

Principal Officer / curator travel and other expenses incurred (4.16.1.29) should include all fees paid to the Principal Officer (or curator where applicable) in terms of where the Principal Officer (or curator) were reimbursed for expenses incurred that did not form part of his remuneration/fees. This also includes fees paid on behalf of the Principal Officer (or curator) (e.g. travelling, accommodation etc.).

Please note that penalties in part 4.16.1.26 should include those penalties paid to the Registrar.

Professional fees (4.16.1.31) relate to membership fees paid to associations in respect of individuals (i.e. accountants, nurses, doctors etc.).

Travel, accommodation and conferences (4.16.1.36) should include all cost incurred in respect of travel, accommodation and conferences. However, these costs should exclude the cost incurred with regards to the Principal Officer and trustees, which should be included in 4.16.1.29 and 4.16.1.37 respectively.

The trustee remuneration expenses in part 4.16.1.37 pulls automatically through from part 4.17.

Help File: 2013 Annual Statutory Return



The scheme should not aggregate all its other administration expenses together in one line item in part 4.16.1.39. Every expense greater than 10% of the total administration expenses should be disclosed separately in part 4.16.1.39.

Where a scheme received a subsidy or refund from any third party for administration expenses incurred by the scheme, those subsidies should not be included in part 4.16.1.39. Any such subsidies should be included in 'other income' in part 6.1.17 of the return. The Office wants to see the total costs to administer the scheme in part 4.16.1.

Part 4.16.2 Advertising and Marketing Expenditure

The screenshot shows the CMS Statutory Returns Portal interface. The browser address bar displays <http://cmsuat02>Returns/annual.aspx?p=4&d=30>. The page title is "Statutory Returns Portal - C...". The navigation bar includes links for Home, Contact Us, Statutory Return, Print, Validate, Submit, Help, and LogOut. Below the navigation bar, there are tabs for Part 8, Part 9, Part 10, Part 11, Part 4, Part 5, Part 6, and Part 7. The main content area is titled "PART 4.16.2 ADVERTISING AND MARKETING EXPENDITURE". It features a table with columns for "Consolidated total" and "Per contract" (ABC Advertising Ltd, LOCKED). The table has rows for "Current year" and "Previous year" with values in R (Rand). The "Current year" values are 25,629,321 and 25,629,321. The "Previous year" values are 6,322,418 and 6,322,418. The "Per contract" values are 25,629,321 and 4,000,000. The table also includes a "Detail of services provided" section with a "Total advertising and marketing expenditure" line item. Below the table, there is a section for "Please provide the reasons for any prior year restatements:" with a "Click here" button. The Windows taskbar at the bottom shows the date and time as 08:46 AM 2014/03/05.

Consolidated total		Per contract	
Current year	Previous year	Current year	Previous year
R	R	R	R
25,629,321	6,322,418	25,629,321	4,000,000
25,629,321	6,322,418	25,629,321	4,000,000

This part should be completed per contract. The names of the various contracts will be pulled through from the detail completed in part 1.4, question 6(g). In the event that the response to question 6(g) indicates that a specific contract did not exist in respect of either the current or previous year, such annum's amounts would be fixed as zeros.

The previous year's amounts would automatically pull through from the previous year's return. The "Unlock previous year amounts" button allows the scheme to make adjustments to these figures if needs be. The scheme would then need to provide the reasons for any prior year adjustments.

The total amount per line 4.16.2.2 in respect of both the current and the previous year should agree with the amounts captured in part 4.16.1 lines 4.16.1.3 (fund and own facilities columns) and 4.16.1.22 (fund and own facilities columns).

Help File: 2013 Annual Statutory Return



Part 4.17 Trustee Remuneration and Considerations

The screenshot shows the CMS Annual Section interface in a Windows Internet Explorer browser. The page title is "Statutory Returns Portal - CMS Annual Section - Windows Internet Explorer". The URL is "http://cmsuat01/returns/annual.aspx?pi=48&d=19". The page features a navigation menu with links for Home, Contact Us, Statutory Return, Print, Validate, Submit, Help, and LogOut. Below the navigation menu, there are tabs for Parts 1 through 11. The current tab is Part 4.17, which is titled "PART 4.17: TRUSTEE REMUNERATION AND CONSIDERATIONS". The form displays a table with the following data:

	Total trustee remuneration and considerations	Per trustee member LERATO SEHULARI
4.17.1 Fees for meeting attendance	575,468	96,725
4.17.2 Fees for holding of office	0	0
4.17.3 Fees for consultancy services	40,461	0
4.17.4 Allowances	0	0
4.17.5 Training	1,600	0
4.17.6 Conference fees	0	0
4.17.7 Telephone expenses	0	0
4.17.8 Accommodation, travelling and meals	0	0
4.17.9 Other disbursements and reimbursements	0	0
4.17.10 Total trustee remuneration and considerations	617,529	96,725
4.17.11 Fees received in respect of services rendered to related parties	107,200	7,000

The form also includes a footer with the text "Scheme : (MMED) Financial Year : (2010)" and "Local intranet | Protected Mode: Off". The system clock shows "10:35 AM 2011/02/18".

Please note that the names of the trustees automatically pull through from part 1.3.1. This would encompass the names of all the trustees that were trustees during the financial year, including those trustees that have resigned within the financial year. Trustees appointed in the new financial year (effective 1 January 2011), will not be reflected.

Per section 57(8) of the Medical schemes Act 131 of 1998 as amended, the members of the board of trustees shall disclose annually in writing to the Registrar any payment or considerations made to them in that particular year by the medical scheme. Therefore all scheme expenditure relating to trustees must be disclosed per trustee member in this section, and not only trustee remuneration. The scheme should also ensure the correct disclosure of fees received by the trustees in respect of services rendered to related parties (i.e. subsidiaries, joint ventures, associates and significant control) to the scheme.

The scheme should further ensure that an accurate split is made between the different kinds of payments made in respect of the trustees, as requested in the return.

Help File: 2013 Annual Statutory Return



Part 4.18 Provision for impaired losses at year-end

Part 4.18: PROVISION FOR IMPAIRED LOSSES AT YEAR-END

	A	B	C	D	E	F	G	H
	Provision for impaired losses at beginning of year	Unused amounts reversed during the year (credit in income statement)	Additional provisions made during the year (debit in income statement)	Amounts utilised during the year	Provision for impaired losses at year-end	Impaired losses recognised directly in the income statement (debit in income statement)	Impaired losses recovered (credit in income statement)	Net effect
	R	R	R	R	R	R	R	R
Contributions owed by members that are not collectable	11,251,717	(3,925,524)	0	0	7,326,193	177,750		

Part 4.18 requires a reconciliation of the provision for impaired losses for the year (columns A to E) and a breakdown of the amount recognised in the statement of comprehensive income (columns B, C, and F to H).

The columns should therefore be completed as follows:

Column A: Positive amount – This represents the balance of the provision for impaired losses at the beginning of the year

Column B: Negative amount – This represent unused provisions reversed during the year to the statement of comprehensive income.

Column C: Positive amount – This represent additional provisions that were made during the year.

Column D: Negative Amount – This represent provisions utilised during the year (amounts written off directly against the provision).

Column E: Positive amount – This represents the balance of the provision for impaired losses at year-end.

Column F: Positive amount – This represent impaired losses that were recognised directly in the statement of comprehensive income, and not against the provision.

Column G: Negative amount – This column represents previous impairment losses that were recovered.

Column H: This constitutes the net effect in the statement of comprehensive income, and can therefore be either positive or negative, depending on the nature of the transaction flows.

Help File: 2013 Annual Statutory Return



The amount per part 4.18.6 (Total) (column E) must agree with part 4.3.4.1.3 (provision for impaired losses at year end – commercial reinsurance contracts) plus part 4.3.4.2.3 (provision for impaired losses at year end - other risk transfer arrangements) plus part 4.3.14 (provision for impaired losses at year end (excluding risk transfer arrangements)).

The amount per part 4.18.6 (Total) (column H) must agree with the sum of part 4.23.24 (consolidated column – Net impairment losses: Trade and other receivables) and part 4.23.26 (consolidated column - Net impairment losses: Other).

Any other transactions not specifically provided for in part 4.18 should be captured in part 4.18.5 (other), such as impairment losses on risk transfer arrangements. Thus, the movement in the provision for impaired losses relating to risk transfer arrangements (please refer to 4.3.4.1.3 and 4.3.4.2.3) should also be included in 4.18.5 (other).

Please note that the value calculated in column E (Provision for impaired losses at year-end) is the sum of columns A to D. The value of column H (Total movement in statement of comprehensive income for the year) is calculated as the sum of columns B, C, F and G.

Help File: 2013 Annual Statutory Return



Example:

20x0

Debtor X had an outstanding balance of R1 000 at 31 December 20x0.

- A provision for impaired losses in respect of debtor X was raised at 31 December 20x0 of R600. The scheme's total provision for impaired losses at 31 December 20x0 was R5 000.
- R1 000 of this provision was in respect of debtor Y. (Amounts owed in respect of member's portions of claims that are not recoverable).
- R3 400 was in respect of amounts owed by service providers that are not recoverable.

	R	R	R	R	R	R
Contributions owed by members that are not collectable	600	0	0	0	600	0
Amounts owed in respect of members' portions of claims that are not recoverable	1,000	0	0	0	1,000	0
Amounts owed by service providers that are not recoverable	3,400	0	0	0	3,400	0
Amounts owed						

Help File: 2013 Annual Statutory Return



20x1

1. During the 20x1 financial year debtor X was liquidated and the total amount of R1 000 was written off.
 - The amount of R600 included in the provision for impairment losses at 31 December 20x0 was written off directly against debtor X's account (Dt Provision for impaired losses R600, Ct Debtors R600).
 - The additional R400 was written off in the statement of comprehensive income in the 20x1 financial year (Dt I/S R400, Ct Debtors 400).

Statutory Returns Portal - CMS Annual Section - Windows Internet Explorer

http://cmsuat01/returns/annual.aspx?ip=4&d=20

Home | Contact Us | Statutory Return | Print | Validate | Submit | Help | LogOut

Part 8 | Part 9 | Part 10 | Part 11

Part 1 | Part 2 | Part 3 | Part 4 | Part 5 | Part 6 | Part 7

Part 4.1 | Part 4.2 | Part 4.3(a) | Part 4.3(b) | Part 4.4 | Part 4.5 | Part 4.6 | Part 4.7 | Part 4.8 | Part 4.9 | Part 4.10 | Part 4.11 | Part 4.12 | Part 4.13 | Part 4.14 | Part 4.15(a) | Part 4.15(b) | Part 4.16 | Part 4.17 | Part 4.18 | Part 4.19 | Part 4.20 | Part 4.21 | Part 4.22 | Part 4.23 | Part 4.24 | Part 4.25 | Part 4.26

	Provision for impaired losses at beginning of year	Unused amounts reversed during the year (credit in income statement)	Additional provisions made during the year (debit in income statement)	Amounts utilised during the year	Provision for impaired losses at year-end	Impaired losses recognised directly in the income statement (debit in income statement)	Pre-impairment to rectify (credit in income statement)
	R	R	R	R	R	R	
Contributions owed by members that are not collectable	600	0	0	(600)	0	400	
Amounts owed in respect of members' portions of claims that are	1,000	0	0	0	1,000	0	

Local intranet | Protected Mode: Off

10:39 AM 2011/02/18

Help File: 2013 Annual Statutory Return



- The scheme recovered an amount of R300 in the 2010 financial year in respect of amounts previously written off (Dt Bank R300, Ct I/S R300) (Amounts owed by service providers that are not recoverable).

Statutory Returns Portal - CMS Annual Section - Windows Internet Explorer

http://cmsuat01/returns/annual.aspx?p=4&d=20

Statutory Returns Portal... Council for Medical Schemes

CMS COUNCIL FOR MEDICAL SCHEMES

Home | Contact Us | Statutory Return | Print | Validate | Submit | Help | LogOut

Part 8 Part 9 Part 10 Part 11
Part 1 Part 2 Part 3 **Part 4** Part 5 Part 6 Part 7

Part 4.1 Part 4.2 Part 4.3(a) Part 4.3(b) Part 4.4 Part 4.5 Part 4.6 Part 4.7 Part 4.8 Part 4.9 Part 4.10 Part 4.11 Part 4.12 Part 4.13 Part 4.14 Part 4.15(a) Part 4.15(b) Part 4.16 Part 4.17 Part 4.18 Part 4.19 Part 4.20 Part 4.21 Part 4.22 Part 4.23 Part 4.24 Part 4.25 Part 4.26

	Income statement		statement			statement (debit in income statement)		Income statement
	R	R	R	R		R	R	R
Contributions paid by members that not deductible	600	0	0	(600)		0	400	0
Amounts owed in respect of members' contributions that are recoverable	1,000	0	0	0		1,000	0	0
Amounts owed by service providers that not recoverable	3,400	0	0	0		3,400	0	(300)

Done

Local intranet | Protected Mode: Off

10:40 AM 2011/02/18

Help File: 2013 Annual Statutory Return



Debtor Y's repayment of debt improved substantially during the year, and the provision of R1 000 was written back (Dt Provision for impaired losses R1 000, Ct I/S R1 000).

Statutory Returns Portal - CMS Annual Section - Windows Internet Explorer

http://cmsuat01/returns/annual.aspx?p=4&d=20

Home - Council for Medical Schemes

Statutory Returns Portal - CMS Annual Section

Home | Contact Us | Statutory Return | Print | Validate | Submit | Help | LogOut

Part 8 Part 9 Part 10 Part 11

Part 1 Part 2 Part 3 Part 4 Part 5 Part 6 Part 7

Part 4.1 Part 4.2 Part 4.3(a) Part 4.3(b) Part 4.4 Part 4.5 Part 4.6 Part 4.7 Part 4.8 Part 4.9 Part 4.10 Part 4.11 Part 4.12 Part 4.13 Part 4.14 Part 4.15(a) Part 4.15(b) Part 4.16 Part 4.17 Part 4.18 Part 4.19 Part 4.20 Part 4.21 Part 4.22 Part 4.23 Part 4.24 Part 4.25 Part 4.26

	Income statement		statement			statement (debit in income statement)		income statement	
	R	R	R	R		R	R	R	R
Contributions received by members that are not recoverable	600	0	0	(600)		0	400	0	0
Contributions received by members that are recoverable	1,000	(1,000)	0	0		0	0	0	0
Contributions received by members that are not recoverable	3,400	0	0	0		3,400	0	0	(300)

Done

Local intranet | Protected Mode: Off

10:40 AM 2011/02/18

Help File: 2013 Annual Statutory Return



3. During the 20x1 financial year an additional provision in respect of the scheme's debtors (excluding debtors X and Y) of R1 500 was raised
(Dt I/S R1 500, Ct Provision for impaired losses R1 500).

	Income statement		statement		statement (debit in income statement)		Income statement	
	R	R	R	R	R	R	R	R
Contributions received by members that not deductible	600	0	0	(600)	0	400	0	0
Contributions received by members' dependants that are recoverable	1,000	(1,000)	0	0	0	0	0	0
Contributions received by members' dependants that are not recoverable	3,400	0	1,500	0	4,900	0	(300)	0

The transactions will have to be included in the return as follows:

- Column A: R5 000 (balance at beginning of year)
- Column B: -R1 000 (debtor Y's unused amount reversed)
- Column C: R1 500 (additional provision during the year)
- Column D: -R600 (debtor X amount utilised during the year)
- Column E: $R5\ 000 - R1\ 000 + R1\ 500 - R600 = R4\ 900$ (balance at end of year)
- Column F: R400 (Debtor X's amount written off directly in the statement of comprehensive income)
- Column G: -R300 (previous impairment losses recovered)
- Column H: $-R1\ 000 + R1\ 500 + R400 - R300 = R600$ (net effect in statement of comprehensive income)

Help File: 2013 Annual Statutory Return



Part 4.19 Other Investment Income

Statutory Returns Portal - CMS Annual Section - Windows Internet Explorer

https://cmsuat01/returns/annual.aspx?pi=48&d=21

Home | Contact Us | Statutory Return | Print | Validate | Submit | Help | LogOut

Part 1 Part 2 Part 3 Part 4 Part 5 Part 6 Part 7

Part 4.1 Part 4.2 Part 4.3(a) Part 4.3(b) Part 4.4 Part 4.5 Part 4.6 Part 4.7 Part 4.8 Part 4.9 Part 4.10 Part 4.11 Part 4.12 Part 4.13 Part 4.14 Part 4.15(a) Part 4.15(b) Part 4.16 Part 4.17 Part 4.18 Part 4.19 Part 4.20 Part 4.21 Part 4.22 Part 4.23 Part 4.24 Part 4.25 Part 4.26

PART 4.19: OTHER INVESTMENT INCOME

	Total
4.19.1 Income from investments and property	R 335,045,493
4.19.1.1 - Interest	324,735,493
<i>Note: Interest includes interest received from bank accounts</i>	
4.19.1.2 - Dividends received	10,310,000
4.19.1.3 - Rentals	0
4.19.1.4 - Policy income	0
4.19.2 Other (specify)	4,480
4.19.3 Total other investment income	335,049,973

Scheme : (MMED) Financial Year : (2010)

Local intranet | Protected Mode: Off

10:41 AM 2011/02/18

Please note that any fees paid to asset managers should be disclosed separately in part 6.1.14 (investment management fees).

Furthermore, the direct operating expenses on rental of investment property should also be included in part 6.1.15.

Important to note that realised gains/ (losses) on the disposal of investments should not form part of other investment income; all realised gains/ (losses) should be included in part 4.20.

For purposes of the return, please note that interest received on bank accounts should be included in part 4.19 (other investment income) and not part 6.1.17 (other income).

Important to note that any interest paid by the scheme on borrowings or credit balances as well as interest paid on savings plan accounts are disclosed as part of finance costs in part 4.22, and should not be deducted from investment income.

The scheme should furthermore not aggregate all its investment income in one line item in part 4.19.2. The scheme should ensure that they disclose every type of investment income separately in the specific line provided for in part 4.19. Other investment income (4.19.2) should only be used if the return does not make provision for that type of investment income.

Help File: 2013 Annual Statutory Return



Part 4.20 Other Realised and Unrealised Gains/ (Losses)

Statutory Returns Portal - CMS Annual Section - Windows Internet Explorer

http://cmsuat01/returns/annual.aspx?pi=48&d=22

Home | Contact Us | Statutory Return | Print | Validate | Submit | Help | LogOut

Part 8 Part 9 Part 10 Part 11
Part 1 Part 2 Part 3 Part 4 Part 5 Part 6 Part 7

Part 4.1 Part 4.2 Part 4.3(a) Part 4.3(b) Part 4.4 Part 4.5 Part 4.6 Part 4.7 Part 4.8 Part 4.9 Part 4.10 Part 4.11 Part 4.12 Part 4.13 Part 4.14 Part 4.15(a) Part 4.15(b) Part 4.16 Part 4.17 Part 4.18 Part 4.19 Part 4.20 Part 4.21 Part 4.22 Part 4.23 Part 4.24 Part 4.25 Part 4.26

PART 4.20: OTHER REALISED AND UNREALISED GAINS/(LOSSES)

	Total R
4.20.1 Profit/(loss) on disposal of property, plant and equipment	0
4.20.2 Profit/(loss) on disposal of investment property	0
4.20.3 Realised gain/(loss) on disposal of available-for-sale investments	0
4.20.4 Unrealised gain/(loss) on revaluation of investment property	0
4.20.5 Net gain/(loss) on revaluation of investments carried at fair value through the income statement	135,708,107
4.20.6 Other (specify)	0
4.20.7 Total realised and unrealised gains/(losses)	135,708,107

Scheme : (MMED) Financial Year : (2010)

Local intranet | Protected Mode: Off

10:42 AM 2011/02/18

Net gains and losses arising from changes in the fair value of investments held at fair value through profit or loss are included in the income statement in the period in which they arise. Unrealised gains and losses arising from changes in the fair value of the available-for-sale investments are included in the available-for-sale reserve and statement of other comprehensive income. Once an available-for-sale investment is sold, the realised fair value gain or loss on the changes in the fair value of the available-for-sale investments is included in the income statement.

Only the movement through the income statement is accounted for in this part.

The scheme should furthermore not aggregate all its realised and unrealised gains and losses in one line item in part 4.20.6. The scheme should ensure that they individually disclose all realised and unrealised gains and losses in the specific line provided for in part 4.20. Other (4.20.6) should only be used if the return does not make provision for that type of realised and unrealised gains and losses.

Help File: 2013 Annual Statutory Return



Part 4.21 Own Facility Surplus/ (Deficit)

The screenshot shows the CMS Annual Section in a Windows Internet Explorer browser. The page title is "Statutory Returns Portal - CMS Annual Section - Windows Internet Explorer". The address bar shows "http://cmsuat01/returns/annual.aspx?pi=48&d=23". The page features the CMS logo and navigation links: Home, Contact Us, Statutory Return, Print, Validate, Submit, Help, LogOut. Below these are buttons for Part 8, Part 9, Part 10, Part 11, Part 1, Part 2, Part 3, Part 4, Part 5, Part 6, and Part 7. A long list of sub-parts is also visible. The main content area is titled "PART 4.21: OWN FACILITY SURPLUS/(DEFICIT)". It contains a table with the following data:

	Total
4.21.1 Income from services rendered to third parties	50,391,739
4.21.2 Less: Total cost incurred in operating own facility	(37,567,753)
4.21.2.1 Less: Total healthcare provider costs	0
4.21.2.2 Less: Changes in inventories	0
4.21.2.3 Less: Administration expenditure	(50,391,739)
4.21.2.4 Less: Other costs incurred in operating own facility	0
4.21.2.5 Add: Costs relating to members included in claims	12,823,986
4.21.3 Total own facility surplus/(deficit)	12,823,986

Where a line starts with the word 'Less', the scheme should place a minus in front of the figure.

Total cost incurred in operating own facilities

Costs incurred by the healthcare funder in operating its own medical equipment, hospital, clinic, pathology laboratory and radiology facility or any other related service on behalf of members.

4.21.1 (Income from services rendered to third parties) arises from making the scheme's own facilities available and rendering services to third parties, and is recognised on an accrual basis. This will not include any income from the scheme's members; only the non-related contributions income and claims expenditure are disclosed as part of own facility surplus or deficit.

The claims related expenditure paid on behalf of the scheme's members is shown as part of claims incurred, and the contributions received are disclosed as part of gross contributions. Hence, the cost of services provided to members included in net claims incurred (4.21.2.5) automatically pulls through from part 4.11.1.1.7 (Services provided to members in own facilities (column A)).

Help File: 2013 Annual Statutory Return



The scheme should disclose the total costs of operating the own facility in part 4.21.2 (and not only those costs that relate to services rendered to third parties). The total cost incurred in operating own facility (4.21.2) consists of the sum of the following costs:

- 4.21.2.1 – total healthcare provider costs
- 4.21.2.2 – changes in inventories
- 4.21.2.3 – administrative expenditure
- 4.21.2.4 – other costs incurred in operating own facility

The administrative expenditure incurred in operating the own facility in part 4.21.2.3 automatically pulls through from part 4.16.1.40 (current year: own facility column). Please note that although it is shown as part of administration expenses in part 4.16.1, it will not be included in the statement of comprehensive income as part of the administration expense, but as part of the own facility surplus/ (deficit) in line 6.1.18.

Part 4.22 Finance Costs

	Total
	R
4.22.1 Borrowings	0
4.22.2 Interest paid on savings plan accounts	14,850,504
4.22.3 Other (specify)	59,320
4.22.4 Total finance costs	14,909,824

When considered to be material, finance costs are disclosed separately on the face of the statement of comprehensive income, and does not form part of investment income.

Finance costs include interest paid on savings plan accounts, and should not be netted off against interest received on savings plan accounts.

Help File: 2013 Annual Statutory Return



The scheme should not aggregate all its finance costs in one line item in part 4.22.3. The scheme should ensure that they disclose every type of finance costs separately in the specific line provided for in part 4.22. Other finance costs (4.22.3) should only be used if the return did not make provision for that type of finance cost.

Part 4.23 Net Surplus/ (Deficit) per Benefit Option

The screenshot shows the CMS Annual Section interface in a Windows Internet Explorer browser. The page title is "Statutory Returns Portal - CMS Annual Section - Windows Internet Explorer". The address bar shows the URL "http://cmsuat01/returns/annual.aspx?p=4&d=25". The browser's Favorites bar includes "Statutory Returns Portal", "Council for Medical Schemes", and "Council for Medical Schemes". The CMS logo is displayed at the top left. The navigation menu includes "Home", "Contact Us", "Statutory Return", "Print", "Validate", "Submit", "Help", and "LogOut". The main content area displays the "PART 4.23: NET SURPLUS/(DEFICIT) PER BENEFIT OPTION" form. The form has a table with four columns: "Consolidated Total", "Other", and "Per benefit option" (with a dropdown menu set to "OPTION A"). The rows include "Gross contribution income", "Less: Savings contribution income", "Net contribution income", "Gross claims paid and reported in respect of risk carried by the scheme (including claims incurred in respect of commercial reinsurance contracts)", "Direct benefits for the period", "Direct benefits for the previous period", "Direct benefits reported not yet paid", and "Managed care: healthcare benefits for the period (no transfer of risk)". The values are entered in the "Consolidated Total" and "Other" columns, and the "Per benefit option" column is calculated based on the "Consolidated Total" and "Other" values.

	Consolidated Total	Other	Per benefit option OPTION A
	R	R	R
4.23.1 Gross contribution income	16,619,189,351	(459,951)	6,221,285,503
4.23.2 Less: Savings contribution income	(3,615,556,366)	60,047	(1,555,768,250)
4.23.3 Net contribution income	13,003,632,985	(399,904)	4,665,517,253
4.23.4 Gross claims paid and reported in respect of risk carried by the scheme (including claims incurred in respect of commercial reinsurance contracts)	14,652,240,722	12,807,732	6,231,402,055
4.23.4.1 Direct benefits for the period	11,069,667,943	(168,121)	4,695,291,009
4.23.4.2 Direct benefits for the previous period	1,250,284,954	161,185	990,776,769
4.23.4.3 Direct benefits reported not yet paid	201,522,856	(386)	85,373,026
4.23.4.4 Managed care: healthcare benefits for the period (no transfer of risk)	2,117,940,983	(8,932)	459,961,251

The option names captured in part 1.2 automatically pulls through to part 4.23.

Where a line starts with the word 'Less', the scheme should place a minus in front of the figure.

The results of each benefit option under a medical scheme are to be separately disclosed, and the accounting records are to be maintained in such a way that the financial results for each benefit option can be determined.

The other column provided should be used to capture any transactions in this financial year which relates to options that were discontinued at the beginning of the financial year, for which the scheme incurred some expenses or received some income.

Any other transactions not provided for in part 4.23.17.1 and part 4.23.17.2 should be captured in part 4.23.17.3 (other). The details of these transactions should be provided.

Help File: 2013 Annual Statutory Return



Details (per nature of transaction) of the following income and expenses should also be provided in the different parts:

- Net impairment losses: Other (4.23.26)
- Other income (4.23.31)
- Other expenses (4.23.33)

The detailed entries in lines 4.23.26, 4.23.31 and 4.23.33 automatically pull through to part 6.1, and are matched against the previous year's detail. It is therefore recommended that the user makes use of similar descriptions than that used in the previous year's return when completing part 4.23, to ensure that the current and previous year information is correctly matched.

The consolidated column (the sum of the individual option results) in part 4.23 should agree on a line by line basis to the individual amounts in the income statement.

The consolidated column's lines should also agree to the following parts:

<i>Consolidated Column Line</i>	<i>Should agree to part</i>
4.23.1	4.10.1 - Gross contributions per registered rules
4.23.2	4.10.2 - Less: Savings contributions received
4.23.4.1	4.11.1.1.1- Direct benefits for the period (Column B)
4.23.4.2	4.11.1.1.2- Direct benefits for the previous period (Column B)
4.23.4.3	4.11.1.1.3 - Direct benefits reported not yet paid (Column B)
4.23.4.4	4.11.1.1.4 - Managed care: healthcare benefits for the period (no transfer of risk) (Total)
4.23.4.5	4.11.1.1.5 - Managed care: healthcare benefits for the previous period (no transfer of risk) (Total)
4.23.4.6	4.11.1.1.6 - Managed care: healthcare benefits reported not yet paid (no transfer of risk) (Total)
4.23.4.7	4.11.1.1.7 - Services provided to members in own facilities (Total)
4.23.5	4.11.1.2 Less: Savings plan claims paid (Total)
4.23.6	4.11.1.3 - Less: Discount received on claims (Total)
4.23.7	4.11.1.4 - Less: Claims recoveries from third parties (Total)
4.23.9	4.11.1.6 - Provision for outstanding claims at the end of the financial year (Column B)
4.23.10	4.11.1.7 - Provision for outstanding claims at end of the previous year (Column B)
4.23.12.1	4.11.1.1.1- Direct benefits for the period (Column C)
4.23.12.2	4.11.1.1.2- Direct benefits for the previous period (Column C)
4.23.12.3	4.11.1.1.3 - Direct benefits reported not yet paid (Column C)
4.23.14	4.11.1.6 - Provision for outstanding claims at the end of the financial year (Column C)
4.23.15	4.11.1.7 - Provision for outstanding claims at end of the previous year (Column C)
4.23.17	4.13.4 – Net (income)/expense from other risk transfer arrangements (Consolidated total current year column)
4.23.17.1	4.13.1 - Premiums/fees paid (Capitation fees) (Consolidated total current year column)
4.23.17.2	4.13.2 – Less: Claims recoveries in respect of related risk transfer arrangements (Consolidated total current year column)
4.23.17.3	4.13.3 - (Other) (Consolidated total current year column)
4.23.18	4.11.1.10 - Relevant healthcare expenditure (Total)



<i>Consolidated Column Line</i>	<i>Should agree to part</i>
4.23.20	4.14.7 - Net income/(expense) from commercial reinsurance arrangements (Consolidated total)
4.23.21	4.12.31 - Managed care: management services (Total)
4.23.22.1	4.15.3(a) - Broker service fees
4.23.22.2	4.15.3(b) - Other distribution costs
4.23.23	4.16.1.41 - Administration expenses (Current year: Fund)
4.23.24 + 4.23.26	4.18.6 - Column H - Total movement in statement of comprehensive income for the year
4.23.27	4.19.3 - Total other investment income
4.23.30	4.20.7 - Total realised and unrealised gains/(losses)
4.23.32	4.21.3 - Total own facility surplus/(deficit)
4.23.34	4.22.4 - Total finance costs

For more information on "other" risk transfer arrangements to be included in 4.23.12 to 4.23.17.3, please refer to details provided in part 4.3 (Trade and other receivables), 4.9 (Outstanding claims provision), 4.11.1 (Net claims incurred) and 4.13 (Net income/ (expense) from other risk transfer arrangements (excluding commercial reinsurance contracts)).

The members and beneficiaries per benefit option in lines 4.23.38 and 4.23.39 are pulled through from part 2.1.

If no savings contributions were received during the year, and a personal medical savings account trust liability still existed at year end, the scheme will be required to supply further information regarding the procedures in place to refund the monies, and the timing thereof.

Help File: 2013 Annual Statutory Return



Part 4.24 Guarantees Supplied to Registrar in Terms of the Act

Statutory Returns Portal - CMS Annual Section - Windows Internet Explorer

http://cmsuat01/returns/annual.aspx?pi=48&d=26

Home | Contact Us | Statutory Return | Print | Validate | Submit | Help | LogOut

Part 8 Part 9 Part 10 Part 11

Part 1 Part 2 Part 3 Part 4 Part 5 Part 6 Part 7

Part 4.1 Part 4.2 Part 4.3(a) Part 4.3(b) Part 4.4 Part 4.5 Part 4.6 Part 4.7 Part 4.8 Part 4.9 Part 4.10 Part 4.11 Part 4.12 Part 4.13 Part 4.14 Part 4.15(a) Part 4.15(b) Part 4.16 Part 4.17 Part 4.18 Part 4.19 Part 4.20 Part 4.21 Part 4.22 Part 4.23 Part 4.24 Part 4.25 Part 4.26

PART 4.24: GUARANTEES SUPPLIED TO REGISTRAR IN TERMS OF THE ACT

		Total
		R
4.24.1	Name of Institution	20,000
4.24.2	Total guarantees	20,000

Scheme : (MMED) Financial Year : (2010)

Local intranet | Protected Mode: Off

10:45 AM 2011/02/18

Where, in accordance with the Act, a third party has provided a guarantee to the scheme to ensure the financial soundness of the scheme and/or its benefit options, details of such guarantee is disclosed in this part.

This will be any guarantees supplied in terms of section 24(5) of the Act and/or regulation 2(1) (j) of the Regulations to the Act; and/or sections 33(3) and 44(9) (b) of the Act.

The scheme should also indicate the name of the institution which provided such guarantee to the scheme (i.e. a bank, the administrator etc.).

Help File: 2013 Annual Statutory Return



Part 4.25 Guarantees and Suretyships for Third Parties Liabilities (Including Contingent Liabilities)

Statutory Returns Portal - CMS Annual Section - Windows Internet Explorer

http://cmsuat01/returns/annual.aspx?p=4&d=27

Home | Contact Us | Statutory Return | Print | Validate | Submit | Help | LogOut

Part 8 Part 9 Part 10 Part 11

Part 1 Part 2 Part 3 Part 4 Part 5 Part 6 Part 7

Part 4.1 Part 4.2 Part 4.3(a) Part 4.3(b) Part 4.4 Part 4.5 Part 4.6 Part 4.7 Part 4.8 Part 4.9 Part 4.10 Part 4.11 Part 4.12 Part 4.13 Part 4.14 Part 4.15(a) Part 4.15(b) Part 4.16 Part 4.17 Part 4.18 Part 4.19 Part 4.20 Part 4.21 Part 4.22 Part 4.23 Part 4.24 Part 4.25 Part 4.26

PART 4.25: GUARANTEES AND SURETYSHIPS FOR THIRD PARTIES LIABILITIES (INCLUDING CONTINGENT LIABILITIES)

		Guarantees	Suretyships	Encumbered Assets	Other
		R	R	R	R
4.25.1	To whom	10,000	20,000	30,000	40,000
4.25.2	Total	10,000	20,000	30,000	40,000

Were the guarantees, suretyship for third party liabilities or encumbered assets approved by Council?
Please also indicate the date of approval.

[Click here](#)

Scheme: (MMED) Financial Year: (2010)

Local intranet | Protected Mode: Off

10:45 AM 2011/02/18

Where the scheme has provided a guarantee and/or suretyship to a third party, details of such guarantee and/or suretyship should be disclosed, per individual party to which such guarantee or suretyship was given.

The scheme should also list all assets individually, which were encumbered at end of the financial year end.

Whenever a scheme has completed this part, further detail in respect of Council's approval in terms of section 35(6) will be required.

Help File: 2013 Annual Statutory Return



Part 4.26 Related Party Transactions

Statutory Returns Portal - CMS Annual Section - Windows Internet Explorer

http://cmsuat01/returns/annual.aspx?pi=4&id=28

Home | Contact Us | Statutory Return | Print | Validate | Submit | Help | LogOut

Part 1 Part 2 Part 3 Part 4 Part 5 Part 6 Part 7

Part 4.1 Part 4.2 Part 4.3(a) Part 4.3(b) Part 4.4 Part 4.5 Part 4.6 Part 4.7 Part 4.8 Part 4.9 Part 4.10 Part 4.11 Part 4.12 Part 4.13 Part 4.14 Part 4.15(a) Part 4.15(b) Part 4.16 Part 4.17 Part 4.18 Part 4.19 Part 4.20 Part 4.21 Part 4.22 Part 4.23 Part 4.24 Part 4.25 Part 4.26

PART 4.26: RELATED PARTY TRANSACTIONS

	Name	Nature of related party relationship	Nature of transactions/balances at year-end	Was the transaction/balances at year-end at arms-length Click for Yes	Amount
STATEMENT OF COMPREHENSIVE INCOME					
4.26.1	Transactions for the year (income statement)				1,764,516,608
4.26.1.1	Board of Trustees	Key management	Trustees' remuneration	<input checked="" type="checkbox"/>	617,529
4.26.1.2	Board of Trustees	Key management	Services rendered	<input checked="" type="checkbox"/>	107,200
4.26.1.3	Principal Officer	Key management	Principal Officer remuneration & considerations	<input checked="" type="checkbox"/>	1,944,808
4.26.1.4	Name of consolidated party (specify)				22,000,000
STATEMENT OF FINANCIAL POSITION					

Scheme: (MMED) Financial Year: (2010)

Local intranet | Protected Mode: Off

10:45 AM 2011/02/18

Due to inconsistencies experienced in the past, no differentiation between income and expenditure, as well as debit and credit balances are required.

Potential related parties as well as related party disclosure are discussed in detail in the relevant Appendices to the SAICA Guide. In terms of IAS 24 – *Related Party Disclosure*, "a related party is a person or entity that is related to the entity that is preparing its financial statements:

- (a) A person or a close member of that person's family is related to a reporting entity if that person:
 - (i) has control or joint control over the reporting entity;
 - (ii) has significant influence over the reporting entity; or
 - (iii) is a member of the key management personnel of the reporting entity or of a parent of the reporting entity.
- (b) An entity is related to a reporting entity if any of the following conditions applies:
 - (i) The entity and the reporting entity are members of the same group (which means that each parent, subsidiary and fellow subsidiary is related to the others).
 - (ii) One entity is an associate or joint venture of the other entity (or an associate or joint venture of a member of a group of which the other entity is a member).
 - (iii) Both entities are joint ventures of the same third party.
 - (iv) One entity is a joint venture of a third entity and the other entity is an associate of the third entity.



- (v) The entity is a post-employment benefit plan for the benefit of employees of either the reporting entity or an entity related to the reporting entity. If the reporting entity is itself such a plan, the sponsoring employers are also related to the reporting entity.
- (vi) The entity is controlled or jointly controlled by a person identified in (a).
- (vii) A person identified in (a)(i) has significant influence over the entity or is a member of the key management personnel of the entity (or of a parent of the entity)".

Based on the definition of related parties above, the scheme would need to select the appropriate nature of relationship from the drop-down menu supplied in part 4.26 for each individual transaction/balance:

- Associate
- Control
- Joint venture
- Key management personnel
- Significant influence
- Sponsoring employer
- Subsidiary
- Other (Specify)

The individual totals per this part should agree with the scheme's note in the audited financial statement with regards to related party transactions (in terms of IAS 24). The statement of comprehensive income transactions for the year should be disclosed per party and per nature of transaction in part 4.26.1. The scheme should not aggregate all the statement of comprehensive income related party transactions.

The balances owing to/from related parties at year-end should be disclosed in part 4.26.2. The statement of financial position balances for the year should be disclosed per party and per nature. The scheme should not aggregate all the related party balances. Related party balances captured in parts 4.3.12.5 and 4.8.6.5 pull through automatically to part 4.26.2.

The following are examples of the type of information that we require for purposes of part 4.26 when a scheme has identified an entity as a related party:

(Please note that the following examples are not considered to be an exhaustive list of all possible related parties and transactions.)

*Board of trustees/Principal officer/Executive management and their close family members
(Key management personnel)*

Trustee remuneration and considerations will be pulled through as an aggregate from part 4.17.

- Fees received by trustees in respect of services rendered to related parties to the scheme will also pull through as an aggregate from part 4.17.
- Principal Officer remuneration and considerations will be pulled through from part 4.16.1.27 and part 4.16.1.28.
- Any other members of "executive" management's remuneration should be disclosed separately from the board of trustees and Principal Officers' remuneration.
- Gross contributions received (disclosed in aggregate)
- Gross claims paid (disclose in aggregate)
- Ex-gratia payments (disclose in aggregate)
- Any other transaction entered into between the scheme and one of the parties mentioned above (disclose per individual)
- Any transactions between the scheme and another entity that is controlled, jointly controlled or significantly influenced by one of the parties mentioned above (disclose per individual)



- Outstanding balances on savings accounts (disclosed in aggregate)
- Outstanding contributions payable to scheme (disclosed in aggregate)
- Outstanding claims due by the scheme (disclosed in aggregate)
- Outstanding balances with regards to any other transaction (disclose per individual)

Employer groups

(The entity is a post-employment benefit plan for the benefit of employees of either the reporting entity or an entity related to the reporting entity. If the reporting entity is itself such a plan, the sponsoring employers are also related to the reporting entity.)

- Grant received from employer
- Administration refund from employer
- Rent paid to the employer
- Administration fees paid if the employer group handles the administration function
- Site office costs
- Any other transactions
- Outstanding balances due by the scheme in respect of the above transactions
- Outstanding balances due to the scheme in respect of the above transactions

Administrators

(A management entity that provides key management personnel services to a scheme may be deemed a related party in respect of those key management personnel services.)

- Administration fees paid
- Administration fees recovered
- Site office costs
- Rent received (where administrator rents building from scheme)
- Rent paid (where scheme rents building from administrator)
- Any other transactions
- Outstanding balances due by the scheme in respect of the above transactions
- Outstanding balances due to the scheme in respect of the above transactions

Managed care organisations

(A management entity that provides key management personnel services to a scheme may be deemed a related party in respect of those key management personnel services.)

- Managed care fee (the total amount per party must be provided as the details would have been provided in 4.12).
- Outstanding balances due by the scheme in respect of the above transactions
- Outstanding balances due to the scheme in respect of the above transactions

Subsidiaries, Joint Ventures, and Associates

(These entities' names will pull through from question 7 in part 1.4. Additional entries for each related party can be created by clicking on the "Copy" button.)

- Any transactions
- Outstanding balances due by the scheme
- Outstanding balances due to the scheme

Help File: 2013 Annual Statutory Return



Statutory Returns Portal - CMS Annual Section - Windows Internet Explorer

http://cmsuat01/returns/annual.aspx?p=4&d=28

Other - Windows Internet Explorer

Please supply a detailed list

Description	Name	Nature of related party relationship	Nature of transactions/ balances at year-end	Was the transaction/ balances at year-end at arms-length (Click for Yes)	Amount	
ABC Marketing -Pty	ABC Marketing -Pty	Subsidiary	Advertising expenditure	<input checked="" type="checkbox"/>	3,000,000	Copy Delete
ABC Marketing -Pty	ABC Marketing -Pty	Subsidiary	Marketing expenditure	<input checked="" type="checkbox"/>	7,000,000	Copy
DEF Investments -Pt	DEF Investments -Pt	Significant influence	Rent of property	<input checked="" type="checkbox"/>	12,000,000	Copy

Done

Local intranet | Protected Mode: Off

4.28.1.3 Principal Officer remuneration & considerations

Principal Officer	Key manager	Principal Officer		
			<input checked="" type="checkbox"/>	1,944,808

4.28.1.4 Name of consolidated party (specify)

22,000,000

STATEMENT OF FINANCIAL POSITION

Scheme: (MMED) Financial Year: (2010)

Local intranet | Protected Mode: Off

10:47 AM 2011/02/18

Details need to be provided where transactions did not occur on an arms-length basis.



The following are examples of how part 4.26 have to be completed:

		Name	Nature of Related party relationship	Nature of transactions/ balances at year-end	Was the transaction/ balances at year-end at arms-length	Amount
					Y/N	R
STATEMENT OF COMPREHENSIVE INCOME						
4.26.1	Transactions for the year (statement of comprehensive income)					
4.26.1.1	Trustee remuneration & considerations	Board of Trustees	Key management personnel	Trustee remuneration	Yes	617,529
4.26.1.2	Trustees: Fees received in respect of services rendered to related parties	Board of Trustees	Key management personnel	Services rendered to related parties	Yes	203,152
4.26.1.3	Principal Officer remuneration & considerations	Principal Officer	Key management personnel	Principal Officer remuneration	Yes	1,944,808
4.26.1.4	AB Ltd	Subsidiary	Subsidiary	Rental	No	20,000
4.26.1.5	Contributions	Board of Trustees	Key management personnel	Trustee contributions	Yes	139,915
4.26.1.6	Contributions	Principal Officer	Key management personnel	Principal Officer contributions	Yes	13,275

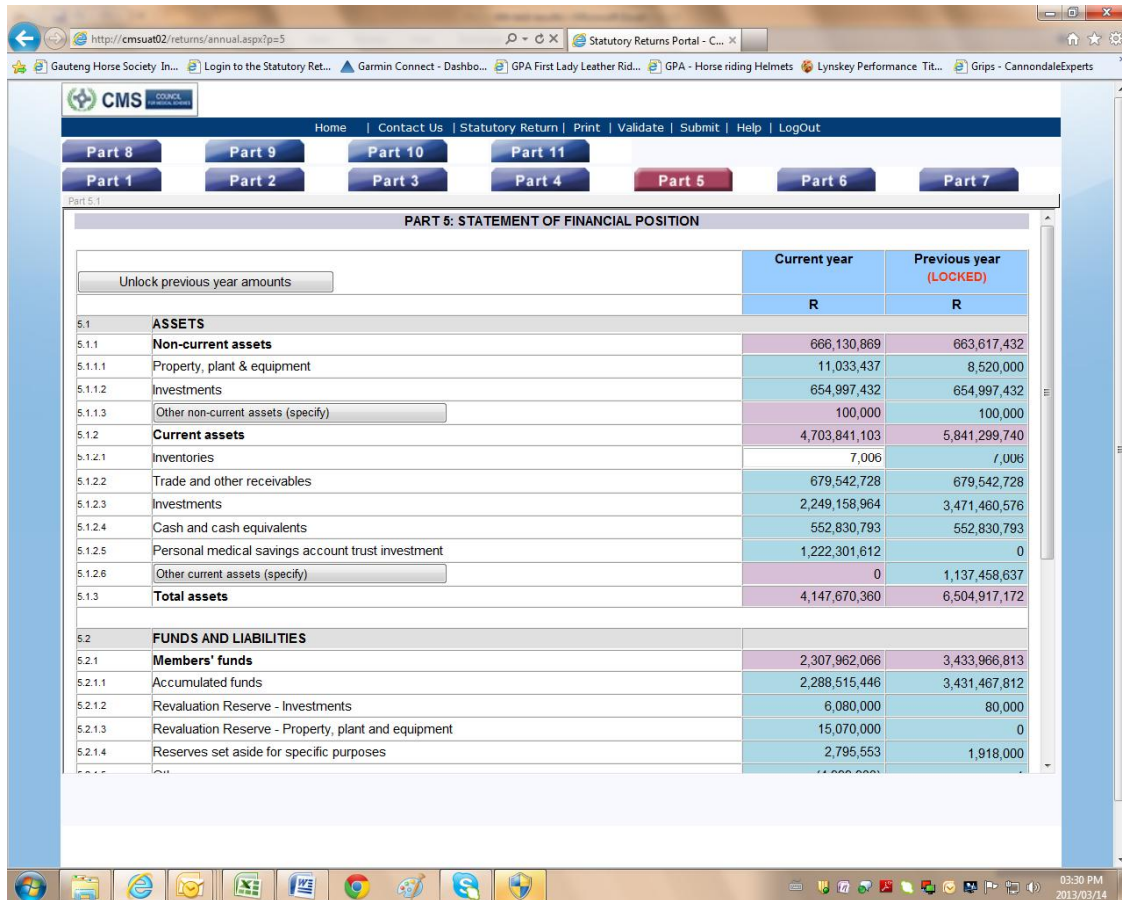


		Name	Nature of Related party relationship	Nature of transactions/ balances at year-end	Was the transaction/ balances at year-end at arms-length	Amount
4.26.1.7	Claims paid	Board of Trustees	Key management personnel	Trustee claims paid	Yes	38,219
4.26.1.8	Claims paid	Board of Trustees	Key management personnel	Trustee claims paid MSA	Yes	38,492
4.26.1.9	Claims paid	Principal Officer	Key management personnel	Principal Officer claims paid	Yes	102
4.26.1.10	Claims paid	Principal Officer	Key management personnel	Principal Officer claims paid MSA	Yes	3,656
4.26.1.11	A Smit Medical practice	Board of Trustees	Key management personnel	Healthcare provider fees paid	Yes	333,833
4.26.1.12	AB Administrators (Pty) Ltd	Administrator	Key management personnel	Administration fees	Yes	2,500,000
4.26.1.13	AB Administrators (Pty) Ltd	Administrator	Key management personnel	Interest received on monthly balances	Yes	491,652
4.26.1.14	AB Administrators (Pty) Ltd	Administrator	Key management personnel	Interest paid on monthly balances	Yes	48,679
4.26.1.15	AB Administrators (Pty) Ltd	Managed care organisation	Key management personnel	Managed care fees	Yes	419,503,072
4.26.1.16	Employer Group ABC	Employer group	Sponsoring employer	Grant received	Yes	5,000,000



		Name	Nature of Related party relationship	Nature of transactions/ balances at year-end	Was the transaction/ balances at year-end at arms-length	Amount
STATEMENT OF FINANCIAL POSITION						
4.26.2	Balances at year end (statement of financial position)					
4.26.2.1	AB Ltd	Subsidiary	Subsidiary	Rental owed	No	40,000
4.26.2.2	Contributions debtor	Principal Officer	Key management personnel	Principal Officer contribution debtor	Yes	1,093
4.26.2.3	Savings plan liability	Principal Officer	Key management personnel	Savings plan liability	Yes	1,683
4.26.2.4	Contributions debtor	Board of Trustees	Key management personnel	Trustee contributions debtors	Yes	5,397
4.26.2.5	Savings plan liability	Board of Trustees	Key management personnel	Savings plan liability	Yes	9,556
4.26.2.6	AB Administrators (Pty) Ltd	Administrator	Key management personnel	Administration fees payable	Yes	188,529,398

PART 5 STATEMENT OF FINANCIAL POSITION



Part 5.1

PART 5: STATEMENT OF FINANCIAL POSITION

Unlock previous year amounts

	Current year	Previous year (LOCKED)
	R	R
5.1 ASSETS		
5.1.1 Non-current assets	666,130,869	663,617,432
5.1.1.1 Property, plant & equipment	11,033,437	8,520,000
5.1.1.2 Investments	654,997,432	654,997,432
5.1.1.3 Other non-current assets (specify)	100,000	100,000
5.1.2 Current assets	4,703,841,103	5,841,299,740
5.1.2.1 Inventories	7,006	7,006
5.1.2.2 Trade and other receivables	679,542,728	679,542,728
5.1.2.3 Investments	2,249,158,964	3,471,460,576
5.1.2.4 Cash and cash equivalents	552,830,793	552,830,793
5.1.2.5 Personal medical savings account trust investment	1,222,301,612	0
5.1.2.6 Other current assets (specify)	0	1,137,458,637
5.1.3 Total assets	4,147,670,360	6,504,917,172
5.2 FUNDS AND LIABILITIES		
5.2.1 Members' funds	2,307,962,066	3,433,966,813
5.2.1.1 Accumulated funds	2,288,515,446	3,431,467,812
5.2.1.2 Revaluation Reserve - Investments	6,080,000	80,000
5.2.1.3 Revaluation Reserve - Property, plant and equipment	15,070,000	0
5.2.1.4 Reserves set aside for specific purposes	2,795,553	1,918,000

Most of the statement of financial position balances for the current year pulls automatically through from the individual parts, completed in part 4 and part 7 of the return; except for other non-current assets, inventories, other current assets, minority interest (where a scheme completes consolidated financial statements) and other current liabilities.

Details of other non-current and current assets should be provided in the description line provided for in part 5.1.1.3 and 5.1.2.5 respectively; all the scheme's non-current and current assets should not be aggregated and disclosed as a single line in part 5.1.1.3 and 5.1.2.5. The same applies to the other current liabilities in part 5.2.3.4.

The majority of the scheme's previous year's figures are automatically pulled through from the previous year's return. The scheme has the option to unlock these amounts and edit them in instances where changes occurred. When changes are made to these figures, the scheme would be required to provide more information on the reasons for these adjustments. The following lines pull through from opening balances in parts 4 and 7:

- Property, plant and equipment;
- Accumulated funds;
- Revaluation reserve – investments;
- Revaluation reserve – property, plant and equipment;
- Reserves set aside for specific purposes;

Help File: 2013 Annual Statutory Return



- Other reserves;
- Savings plan liability; and
- Outstanding claims provision.

The personal medical savings account trust liability is a current liability, due to the fact that if the members of the scheme leave tomorrow, their credit savings account balances must be transferred or paid out immediately in terms of Regulation 10 of the Act.

Details of other current liabilities should be provided in the description line provided for in part 5.2.3.4; all the scheme's current liabilities should not be aggregated and disclosed as a single line in part 5.2.3.4.

The total assets in part 5.1.3 must agree with the total funds and liabilities in part 5.3 (both current and prior year columns).

Help File: 2013 Annual Statutory Return



PART 6 STATEMENT OF COMPREHENSIVE INCOME

Part 6.1 Statement of Comprehensive Income

PART 6.1: STATEMENT OF COMPREHENSIVE INCOME		Current year	Previous year (LOCKED)
		R	R
<input type="button" value="Unlock previous year amounts"/>			
6.1.1	Gross contributions	16,619,189,351	16,619,189,351
6.1.2	Less: Savings contributions	(3,615,556,366)	(3,615,556,366)
6.1.3	Risk contribution income	13,003,632,985	13,003,632,985
6.1.4	Relevant healthcare expenditure	(11,296,455,565)	(11,314,684,842)
6.1.4.1	Net claims incurred	(11,320,284,851)	(11,320,284,851)
6.1.4.2	Net income/(expense) on risk transfer arrangements	23,829,286	5,600,009
6.1.5	Gross healthcare result	1,707,177,420	1,688,948,143
6.1.6	Net income/(expense) on commercial reinsurance	19,527	19,527
6.1.7	Less: Managed care: management services	(419,763,072)	(419,763,072)
6.1.8.1	Less: Broker service fees	(404,562,667)	(404,562,667)
6.1.8.2	Less: Other distribution costs	(7,000)	(7,000)
6.1.9	Less: Administration expenses	(1,979,036,322)	(1,979,426,322)
6.1.10	Net impairment losses: Trade and other receivables	(16,327,046)	(16,327,046)
6.1.11	Net healthcare result	(1,112,499,160)	(1,131,118,437)
6.1.12	Net impairment losses: Other (specify)	(4,000)	(4,000)
6.1.13	Other investment income	335,049,973	335,049,973
6.1.14	Less: Investment management fees	(9,354,280)	(9,354,280)
6.1.15	Less: Operating expenses on rental of investment property	(5,000)	(5,000)
6.1.16	Other realised and unrealised gains/(losses)	135,708,107	135,708,107
6.1.17	Other income (specify)	822,230,896	822,230,896
6.1.18	Own facility surplus/(deficit)	12,823,986	12,823,986
6.1.19	Less: Other expenses (specify)	(1,000)	(1,000)

The current year income statement pulls through from the consolidated amounts as captured in part 4.23 of the return.

The other comprehensive income should agree with the net movements in the different reserve accounts (excluding movements due to amalgamations), for both the current and previous financial year.

The reclassification adjustment as per line 6.1.26 relates to gain/ loss on sale of available-for sale investments which is taken to the income statements within "Investment income".

The prior year figures are automatically pulled through from the previous year's annual statutory return, except for line 6.1.4.2 which pulls through from line 4.13.4's previous year consolidated total column, and line 6.1.9 which pulls through from line 4.16.1.41's previous year fund total column. The user has the option to unlock these amounts for editing when prior year adjustments/restatements occurred. When changes are made to these figures, the scheme would be required to provide more information on the reasons for these adjustments.

Help File: 2013 Annual Statutory Return



Details (per nature of transaction) of the following income and expenses should be provided in the different parts:

- Net impairment losses: Other (6.1.12)
- Other income (6.1.17)
- Other expenses (6.1.19)
- Other comprehensive income (6.1.28)

The detailed entries in lines 6.1.12, 6.1.17 and 6.1.19 automatically pull through from both the previous year's return and part 4.23. It is therefore recommended that the user makes use of similar descriptions than that used in the previous year's return when completing part 4.23, to ensure that the current and previous year information is matched.

Where the scheme receives a grant from a sponsor, an employer, third party fund administrator, etc., whether to comply with Regulation 29 of the Regulations to the Act, namely, minimum accumulated funds to be maintained by the scheme, or for any other reason, the grant is shown separately under "Other income" in part 6.17. Such grants do therefore not form part of the scheme's net healthcare result.

Part 6.2 Monthly Statement of Net Healthcare Result

PART 6.2 MONTHLY STATEMENT OF NET HEALTHCARE RESULT					
	Year To Date	January	February	March	
	R	R	R	R	
6.2.1 Gross contributions	16,619,189,351	1,361,573,258	1,365,481,863	1,371,005,594	
6.2.2 Less: Savings contributions	(3,615,556,366)	(296,214,500)	(297,064,829)	(298,266,534)	
6.2.3 Risk contribution income	13,003,632,985	1,065,358,758	1,068,417,034	1,072,739,060	
6.2.4 Relevant healthcare expenditure	(11,296,455,565)	(790,751,890)	(564,822,779)	(451,858,223)	
6.2.4.1 Net claims incurred	(11,320,284,851)	(792,419,940)	(566,014,243)	(452,811,394)	
6.2.4.2 Net income/(expense) on risk transfer arrangements	23,829,286	1,668,050	1,191,464	953,171	
6.2.5 Gross healthcare result	1,707,177,420	274,606,868	503,594,255	620,880,837	
6.2.6 Net income/(expense) on commercial reinsurance contracts	19,527	1,600	1,604	1,611	
6.2.7 Less: Managed care: management services	(399,363,072)	(34,390,256)	(34,488,978)	(34,628,495)	
6.2.7.1 Managed care: management services: paid to administrator and its related parties	(100,072)	(8,772)	(8,797)	(8,833)	
6.2.7.2 Managed care: management services: paid to co-administrator and its related parties	(20,400,000)	(1,700,000)	(1,700,000)	(1,700,000)	
6.2.7.3 Managed care: management services: paid to other third parties	(399,263,000)	(32,681,484)	(32,780,181)	(32,919,662)	
6.2.8.1 Less: Broker service fees	(404,562,667)	(33,144,920)	(33,240,068)	(33,374,533)	
6.2.8.2 Less: Other distribution costs	(7,000)	(573)	(575)	(577)	
6.2.9 Less: Administration expenses	(1,979,036,322)	(162,138,049)	(162,603,490)	(163,261,265)	
6.2.9.1 Administration fees and indirect fees paid to the administrator	(1,764,004,641)	(144,520,981)	(144,935,850)	(145,522,154)	
6.2.9.2 Co-administration fees	(30,000)	(7,458)	(7,465)	(7,475)	

Where a line starts with the word 'Less', the scheme should place a minus in front of the figure.

The total amount for the year to date income statement should at all times agree on a line for line basis with the amounts as per part 6.1.

Help File: 2013 Annual Statutory Return



The year to date managed care: management services amount paid to the administrator and its related parties should agree with the amount as per part 4.12.22 (Administrator / Self-administration column). This also applies to the year to date managed care: management services amount paid to the co-administrator and its related parties which should agree with the amount as per part 4.12.22 (Co-Administrator column).

Similarly should the year to date administration fees and indirect fees paid to the administrator agree with the amount captured in lines 4.16.1.2.1 and 4.16.1.2.2 (fund column); and the year to date co-administration fees paid should agree with line 4.16.1.9 (fund column).

Part 6.3 Results of Efficiency Discount options

PART 6.3 RESULTS OF EFFICIENCY DISCOUNT OPTIONS			
Per benefit option			
OPTION D			
	Total	Name of EDO	Non-EDO
	R	EDO 4	R
6.3.1 Gross contributions	218,313,258	72,771,086	145,542,172
6.3.2 Less: Savings contributions	0	0	0
6.3.3 Risk contribution income	218,313,258	72,771,086	145,542,172
6.3.4 Relevant healthcare expenditure	(134,789,240)	(44,929,747)	(89,859,493)
6.3.4.1 Net claims incurred	(134,789,240)	(44,929,747)	(89,859,493)
6.3.4.2 Net income/(expense) on risk transfer arrangements	0	0	0
6.3.5 Gross healthcare result	83,524,018	27,841,339	55,682,679
6.3.6 Net income/(expense) on commercial reinsurance contracts	0	0	0
6.3.7 Less: Managed care: management services	(8,916,921)	(2,972,307)	(5,944,614)
6.3.8.1 Less: Broker service fees	(6,678,712)	(2,226,237)	(4,452,475)
6.3.8.2 Less: Other distribution costs	0	0	0
6.3.9 Less: Administration expenses	(44,423,524)	(14,807,841)	(29,615,683)
6.3.10 Net impairment losses: Trade and other receivables	(329,519)	(109,840)	(219,679)
6.3.11 Net healthcare result	23,175,342	7,725,114	15,450,228
6.3.12 Surplus/(Deficit) for the year before consolidation	46,699,362	15,566,454	31,132,908
6.3.13 Members at the end of the financial year	561,536	187,179	374,357
6.3.14 Beneficiaries at the end of the financial year	1,251,129	417,040	834,089
6.3.15 65 Years + Ratio	4.08	3.00	5.00
6.3.16 Average Age per Beneficiary	32.85	2.00	3.00

The names of the various benefit options with Efficiency Discount Options are pulled through from part 1.2. Columns are generated for each individual Efficiency Discount Option per benefit option.

The results per benefit option pulls through from the per benefit option amounts as captured in part 4.23 of the return; the membership data pulls through from parts 2.1 and 2.3.1. The scheme would then need to manually capture each individual Efficiency Discount's results.

The non-Efficiency Discount option results are calculated as the total benefit option results less the various Efficiency Discount Sub-Option results; except for the average age and pensioner ratios which would need to be captured manually.

There are validation rules ensuring the completion of this part.

Help File: 2013 Annual Statutory Return



PART 7 STATEMENT OF CHANGES IN FUNDS AND RESERVES

Part 7.1 Accumulated Funds

	Current year	Previous year
	R	R (LOCKED)
7.1.1 Balance at the beginning of the year	4,246,507,904	3,125,366,023
7.1.1.1 - As previously reported	3,431,467,812	7,088,573,690
7.1.1.2 - Prior year adjustment (including effect of first time adoption of IFRS)	815,040,092	(3,963,207,667)
7.1.2 Surplus/(Deficit) for the year	169,059,698	303,305,109
7.1.3 Transfer to/(from) accumulated funds	0	(60,000)
7.1.3.1 Due to amalgamation	60,000	0
7.1.3.2 Due to re-measurement property, plant and equipment	70,000	70,000
7.1.3.3 - Other transfers	(130,000)	(130,000)
7.1.4 Other (specify):	(2,127,052,156)	2,856,690
7.1.5 Balance at the end of the year	2,288,515,446	3,431,467,812

Please provide the reasons for any prior year restatements/reclassifications: [Click here](#)

The opening balance as previously reported at the beginning of the previous year (7.1.1.1), pulls automatically through from the previous year's annual return (7.1.1). Therefore, the scheme should restate the prior year's figures (where applicable) on the return by making use of line 7.1.1.2. Lines 7.1.3 and 7.1.4 also pull through automatically from the previous year's return.

The closing balance of the previous year (7.1.5) pulls automatically through to the opening balance of the current year (as previously reported - 7.1.1.1). The current year's figure will therefore automatically incorporate any restatements of prior year balances.

The net surplus/ (deficit) after consolidation for the year in part 7.1.2 pulls through from part 6.1.23, for both the current and previous financial year.

The scheme should provide the exact nature of any amounts included in part 7.1.4. The scheme should only complete this part if the return does not cater specifically for that kind of transaction elsewhere in part 7.1.

The following reason box should be completed (if the specifications are met):

Help File: 2013 Annual Statutory Return



Specification	Reason box wording
Previous year figures were restated/reclassified in line 7.1.1.2 (both current year and previous year columns), as well as in the previous year column lines 7.1.3 – 7.1.4	Please provide the reasons for any prior year restatements/reclassifications.

Part 7.2 Revaluation Reserve (Financial Instruments)

The screenshot shows the CMS Statutory Returns Portal interface. The top navigation bar includes links for Home, Contact Us, Statutory Return, Print, Validate, Submit, Help, and LogOut. Below this, there are tabs for Parts 1 through 11. The current view is Part 7.2: REVALUATION RESERVE (INVESTMENTS). The form contains a table with the following data:

	Current year	Previous year
	R	R (LOCKED)
7.2.1 Balance at the beginning of the year	80,000	80,000
7.2.1.1 - As previously reported	80,000	80,000
7.2.1.2 - Prior year adjustment (including the first time adoption of IFRS)	0	0
7.2.2 Unrealised gains/(losses) on revaluation of investments	5,000,000	0
7.2.3 Realised (gains)/losses on derecognition of investments	(1,000,000)	0
7.2.4 Revaluation adjustment	60	60
7.2.5 Transfer (to)/from reserves	1,999,940	(60)
7.2.5.1 Due to amalgamation	0	0
7.2.5.2 Other (specify)	1,999,940	(60)
7.2.6 Balance at the end of the year	6,080,000	80,000

Below the table, there is a section titled "Please provide the reasons for any prior year restatements/reclassifications:" with a "Click here" button.

The opening balance as previously reported at the beginning of the previous year (7.2.1.1), automatically pulls through from the previous year's annual return (7.2.1). Therefore, the scheme should restate the prior year's figures (where applicable) on the return by making use of line 7.2.1.2. Lines 7.2.4 and 7.2.5 also pull through automatically from the previous year's return.

The closing balance of the previous year (7.2.7) pulls automatically through to the opening balance of the current year (as previously reported – 7.2.1.1). Hence, the current year's figure will automatically incorporate any restatements of prior year's balances.

The unrealised gains/losses on revaluation of investments (7.2.2) automatically pull through from 6.1.25, for both the current and previous financial year.

Help File: 2013 Annual Statutory Return



The realised (gains)/losses on derecognition of investments (7.2.3) automatically pulls through from 6.1.26, for both the current and previous financial year.

The scheme should provide the exact nature of any amounts included in part 7.2.6. The scheme should only complete this part if the return does not cater specifically for that kind of transaction elsewhere in part 7.2.

The following reason box should be completed (if the specifications are met):

Specification	Reason box wording
Previous year figures were restated/reclassified in line 7.2.1.2 (both current year and previous year columns), as well as in the previous year column lines 7.2.4 – 7.2.5.	Please provide the reasons for any prior year restatements/reclassifications.

Part 7.3 Revaluation Reserve (Property, Plant and Equipment)

Part 7.3: REVALUATION RESERVE (PROPERTY, PLANT AND EQUIPMENT)

	Current year	Previous year
	R	R (LOCKED)
7.3.1 Balance at the beginning of the year	0	(1,000)
7.3.1.1 - As previously reported	0	0
7.3.1.2 - Prior year adjustment (including the first time adoption of IFRS)	0	(1,000)
7.3.2 Unrealised gains/(losses) on revaluation of property, plant and equipment	7,000,000	0
7.3.3 Revaluation adjustment	3,070,000	0
7.3.4 Transfer (to)/from reserves	5,000,000	1,000
7.3.4.1 Due to amalgamation	0	0
7.3.4.2 Other (specify)	5,000,000	1,000
7.3.5 Balance at the end of the year	15,070,000	0

Please provide the reasons for any prior year restatements/reclassifications: [Click here](#)

Help File: 2013 Annual Statutory Return



The opening balance as previously reported at the beginning of the previous year (7.3.1.1), pulls automatically through from the previous year's annual return (7.3.1). Therefore, the scheme should restate the prior year's figures (where applicable) on the return. The scheme should please use 7.3.1.2 for any restatements. Lines 7.3.3 and 7.3.4 also pull through automatically from the previous year's return.

The closing balance of the previous year (7.3.6) pulls automatically through to the opening balance of the current year (as previously reported – 7.3.1.1). Hence, the current year's figure will automatically incorporate any restatements of prior year's balances.

The unrealised gains/losses on revaluation of property, plant and equipment (7.3.2) automatically pulls through from 6.1.27, for both the current and previous financial year.

The scheme should provide the exact nature of any amounts included in part 7.3.5. The scheme should only complete this part if the return does not cater specifically for that kind of transaction elsewhere in part 7.3.

The following reason box should be completed (if the specifications are met):

<i>Specification</i>	<i>Reason box wording</i>
Previous year figures were restated/reclassified in line 7.3.1.2 (both current year and previous year columns), as well as in the previous year column lines 7.3.3 – 7.3.4.	Please provide the reasons for any prior year restatements/reclassifications.

Help File: 2013 Annual Statutory Return



Part 7.4 Reserves Set Aside for Specific Purposes

The scheme should complete this part per individual reserve set aside for specific purposes. The following screen will appear, to enable the scheme to capture the individual reserves:

The screenshot shows a web browser window titled 'Statutory Returns Portal - CMS Annual Section - Windows Internet Explorer'. The address bar shows 'http://cmsuat01/returns/annual.aspx?p=7&d=4'. The page features the CMS logo and a navigation menu with links: Home, Contact Us, Statutory Return, Print, Validate, Submit, Help, and LogOut. Below the menu is a row of buttons for Parts 1 through 11. Part 7.4 is highlighted. The main content area is titled 'PART 7.4: RESERVES SET ASIDE FOR SPECIFIC PURPOSES'. It contains a section 'Please add Reserve Name' with a 'Done' button. Below this are three rows for adding reserves: 'Reserve: Test reserve A' with a 'Delete' button, 'Reserve: Test reserve B' with a 'Delete' button, and a third row with an empty text field and a 'save' button. The bottom of the browser window shows the taskbar with the Windows logo, several application icons, and the system clock displaying '10:49 AM 2011/02/18'.

After capturing all the reserves set aside for specific purposes the user should press the 'done' button. The reserves captured will then automatically pull through to part 7.4.

Help File: 2013 Annual Statutory Return



http://cmsuat02/returns/annual.aspx?p=7&d=4 Statutory Returns Portal - C...

Gauteng Horse Society In... Login to the Statutory Ret... Garmin Connect - Dashbo... GPA First Lady Leather Rid... GPA - Horse riding Helmets Lynskey Performance Tit... Grips - CannondaleExperts

CMS COUNCIL

Home | Contact Us | Statutory Return | Print | Validate | Submit | Help | LogOut

Part 8 Part 9 Part 10 Part 11

Part 1 Part 2 Part 3 Part 4 Part 5 Part 6 Part 7

Part 7.1 Part 7.2 Part 7.3 Part 7.4 Part 7.5

PART 7.4: RESERVES SET ASIDE FOR SPECIFIC PURPOSES

Add reserve

Per reserve
Test reserve A

	Current year		Previous year (LOCKED)	
	Consolidated	Per Reserve	Consolidated	Per Reserve
	R	R	R	R
7.4.1 Balance at the beginning of the year	1,918,000	1,425,945	1,918,000	1,425,945
7.4.1.1 - As previously reported	1,918,000	1,425,945	(82,000)	(74,055)
7.4.1.2 - Prior year adjustment (including the first time adoption of IFRS)	0	0	2,000,000	1,500,000
7.4.2 Transfer (to)/from reserves	877,553	877,553	0	0
7.4.2.1 Due to amalgamation	0	0	0	0
7.4.2.2 Other (specify)	877,553	877,553	0	0
7.4.4 Balance at the end of the year	2,795,553	2,303,498	1,918,000	1,425,945

Please provide the reasons for any prior year restatements/reclassifications: [Click here](#)

The consolidated balance at the beginning of the previous year (7.4.1.1) automatically pulls through from the scheme's previous' annual return (7.4.1). Therefore, the scheme should restate the prior year's figures (where applicable) on the current year's return. Lines 7.4.2.1 and 7.4.2.2 also pull through automatically from the previous year's return.

The data should be captured per individual reserve, as the consolidated column sums the total of all the individual reserves.

The closing balance of the previous year (7.4.4) pulls automatically through to the opening balance of the current year (as previously reported – 7.4.1.1). Hence, the current year's figure will automatically incorporate any restatements of prior year's balances.

The scheme should provide the exact nature of any amounts included in part 7.4.3. The scheme should also only complete this part, if the return does not cater specifically for that kind of transaction elsewhere in part 7.4.

It should be noted that reserves set aside for specific purposes are excluded from the scheme's solvency ratio in terms of Regulation 29.

Help File: 2013 Annual Statutory Return



The following reason box should be completed (if the specifications are met):

Specification	Reason box wording
Previous year figures were restated/reclassified in line 7.4.1.2 (both current year and previous year consolidated columns), as well as in the previous year column lines 7.4.2.1 and 7.4.2.2.	Please provide the reasons for any prior year restatements/reclassifications.

Part 7.5 Other Reserves

The scheme should complete this part per individual other reserve. The following screen will appear, to enable the scheme to capture the individual reserves:

After capturing all the other reserves, the user should press the 'done' button. The reserves captured will then automatically pull through to part 7.5.

Help File: 2013 Annual Statutory Return



PART 7.5: OTHER RESERVES

		Current year		Previous year (LOCKED)	
		Consolidated	Per Reserve	Consolidated	Per Reserve
		R	R	R	R
7.5.1	Balance at the beginning of the year	(5,000,000)	(3,000,000)	0	0
7.5.1.1	- As previously reported	(5,000,000)	(3,000,000)	0	0
7.5.1.2	- Prior year adjustment (including the first time adoption of FRS)	0	0	0	0
7.5.2	Transfer (to)/from reserves	0	0	(5,000,000)	(3,000,000)
7.5.2.1	Due to amalgamation	0	0	0	0
7.5.2.2	Other (specify)	0	0	(5,000,000)	(3,000,000)
7.5.3	Balance at the end of the year	(5,000,000)	(3,000,000)	(5,000,000)	(3,000,000)

Please provide the reasons for any prior year restatements/reclassifications: [Click here](#)

The consolidated balance at the beginning of the previous year (7.5.1.1) automatically pulls through from the scheme's previous' annual return (7.5.1). Therefore, the scheme should restate the prior year's figures (where applicable) on the current year's return. Lines 7.5.2.1 and 7.5.2.2 also pull through automatically from the previous year's return.

The data should be captured per individual reserve, as the consolidated column sums the total of all the individual reserves.

The closing balance of the previous year (7.5.4) pulls automatically through to the opening balance of the current year (as previously reported – 7.5.1.1). Hence, the current year's figure will automatically incorporate any restatements of prior year's balances.

The scheme should provide the exact nature of any amounts included in part 7.5.3. The scheme should also only complete this part, if the return does not cater specifically for that kind of transaction elsewhere in part 7.5.

It should be noted that other reserves are included from the scheme's solvency ratio in terms of Regulation 29.

Help File: 2013 Annual Statutory Return



The following reason box should be completed (if the specifications are met):

<i>Specification</i>	<i>Reason box wording</i>
Previous year figures were restated/reclassified in line 7.5.1.2 (both current year and previous year consolidated columns), as well as in the previous year column lines 7.5.2.1 and 7.5.2.2.	Please provide the reasons for any prior year restatements/reclassifications.

Help File: 2013 Annual Statutory Return



PART 8 CASH FLOW STATEMENT

All investment income received should for return purposes be accounted for under part 8.2 "Cash flows from investing activities" in the relevant lines.

The Council requires schemes to use the direct method in disclosing its cash flows for the period for return purposes.

	Current year R	Previous year (LOCKED) R
8.1 Cash flows from operating activities		
8.1.1 Cash receipts from members and providers	17,906,681,855	16,651,784,797
8.1.1.1 Cash receipts from members – contributions	17,874,086,409	16,619,189,351
8.1.1.2 Cash receipts from members and providers – other	32,595,446	32,595,446
Note: This will include co-payments from members and providers, employees and members		
8.1.2 Cash paid to providers, employees and members	(8,064,828,790)	(17,944,438,790)
8.1.2.1 Cash paid to providers and members – claim	(5,126,758,557)	(15,006,758,557)
8.1.2.2 Cash paid to providers and employees – non	(2,803,981,757)	(2,803,591,757)
8.1.2.3 Cash paid to members – savings plan refund	(134,088,476)	(134,088,476)
8.1.3 Net cash from/(used in) operations	(158,146,935)	(1,292,653,993)
8.1.4 Interest paid	(24,432,218)	(14,909,824)
8.1.5 Other (specify)	72,142,990,008	71,716,399,044
8.1.6 Net cash from/(used in) operating activities	71,960,410,855	70,408,835,227
8.2 Cash flows from investing activities		
8.2.1 Purchase of property, plant and equipment	0	(7,853,954)
8.2.2 Proceeds on disposal of property, plant and equipment	0	8,523,642
8.2.3 Purchase of investment property	0	(663,463)
8.2.4 Proceeds on disposal of investment property	0	163,463

Where a line starts with the word 'Less', the scheme should place a minus in front of the figure.

The prior year figures are automatically pulled through from the previous year's annual statutory return. The user has the option to unlock these amounts for editing when prior year adjustments/restatements occurred. When changes are made to these figures, or an amount captured in line 8.5.2 (both current year and previous year columns), the scheme would be required to provide more information on the reasons for these adjustments.

Cash receipts from members and providers – other (line 8.1.1.2) will include co-payments from members as well as recoveries from third parties.

Help File: 2013 Annual Statutory Return



Details (per nature of transaction) of the following income and expenses should be provided in the different parts:

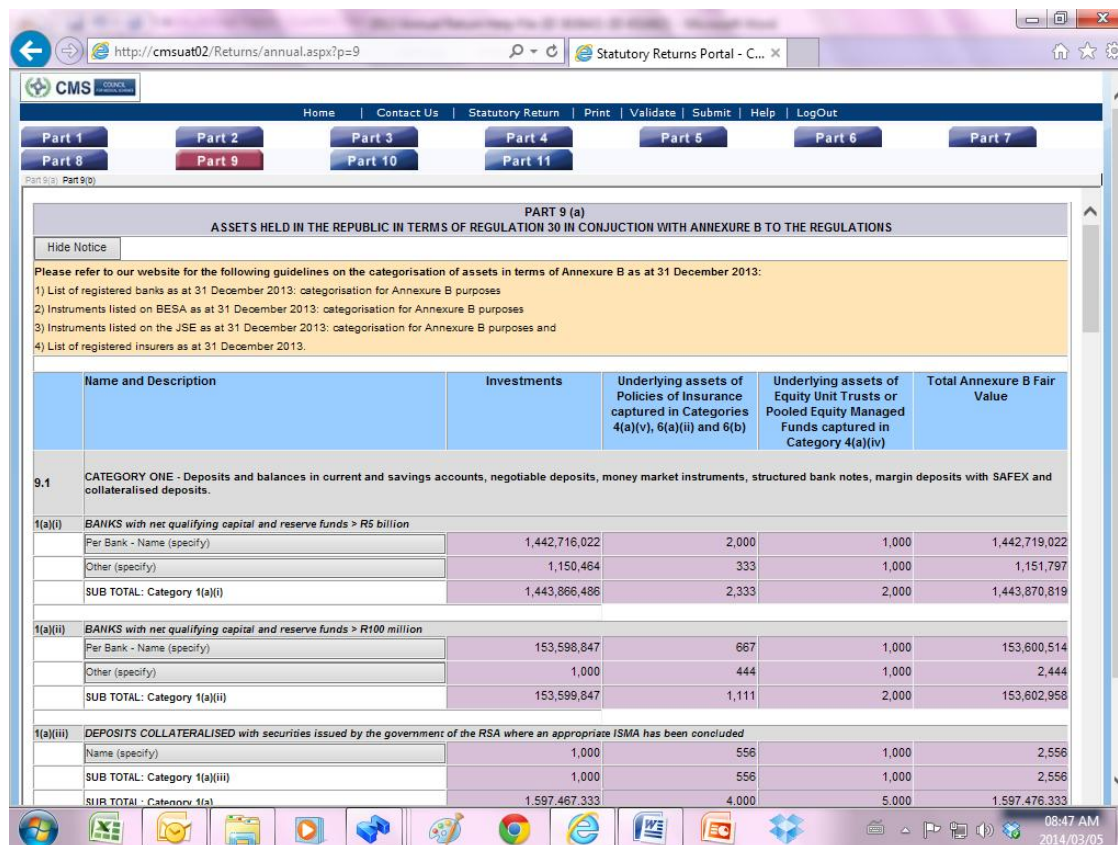
- Other cash flows from operating activities (8.1.5)
- Other cash flows from investing activities (8.2.10)
- Other cash flows from financing activities (8.3.2)
- Other net increases in cash and cash equivalents (8.6)

The cash and cash equivalents at the end of the current year in part 8.9, should agree with the total cash and cash equivalents per statement of financial position in part 4.4.7 plus the Personal medical savings account trust investment in part 5.1.2.5 (current year column) less any bank overdrafts in part 4.8.5. The cash and cash equivalents at the end of the previous year in part 8.9, should either agree with or be less than the sum of parts 5.1.2.4 and 5.1.2.5 (previous year columns)

The cash and cash equivalents at the beginning of the previous year (8.5.1) pull automatically through from the scheme's previous year's annual return (8.5). The closing balance at the end of the previous year (8.9) pulls then automatically through to opening cash and cash equivalent for the current year in part 8.5.1.

PART 9 INVESTMENT ANALYSIS

Part 9(a) Assets Held in the Republic



PART 9 (a)
ASSETS HELD IN THE REPUBLIC IN TERMS OF REGULATION 30 IN CONJUNCTION WITH ANNEXURE B TO THE REGULATIONS

Hide Notice

Please refer to our website for the following guidelines on the categorisation of assets in terms of Annexure B as at 31 December 2013:

- 1) List of registered banks as at 31 December 2013: categorisation for Annexure B purposes
- 2) Instruments listed on BESA as at 31 December 2013: categorisation for Annexure B purposes
- 3) Instruments listed on the JSE as at 31 December 2013: categorisation for Annexure B purposes and
- 4) List of registered insurers as at 31 December 2013.

Name and Description	Investments	Underlying assets of Policies of Insurance captured in Categories 4(a)(v), 6(a)(ii) and 6(b)	Underlying assets of Equity Unit Trusts or Pooled Equity Managed Funds captured in Category 4(a)(iv)	Total Annexure B Fair Value
9.1 CATEGORY ONE - Deposits and balances in current and savings accounts, negotiable deposits, money market instruments, structured bank notes, margin deposits with SAFEX and collateralised deposits.				
1(a)(i) BANKS with net qualifying capital and reserve funds > R5 billion				
Per Bank - Name (specify)	1,442,716,022	2,000	1,000	1,442,719,022
Other (specify)	1,150,464	333	1,000	1,151,797
SUB TOTAL: Category 1(a)(i)	1,443,866,486	2,333	2,000	1,443,870,819
1(a)(ii) BANKS with net qualifying capital and reserve funds > R100 million				
Per Bank - Name (specify)	153,598,847	667	1,000	153,600,514
Other (specify)	1,000	444	1,000	2,444
SUB TOTAL: Category 1(a)(ii)	153,599,847	1,111	2,000	153,602,958
1(a)(iii) DEPOSITS COLLATERALISED with securities issued by the government of the RSA where an appropriate ISMA has been concluded				
Name (specify)	1,000	556	1,000	2,556
SUB TOTAL: Category 1(a)(iii)	1,000	556	1,000	2,556
SUB TOTAL: Category 1(a)	1,597,467,333	4,000	5,000	1,597,476,333

As clarified in Circular 38 of 2011 and Circular 5 of 2012, personal medical savings account monies are trust monies and must be invested separately from scheme assets. These monies are therefore not included in part 9(a).

Where a description field starts with a "Less: ...", a minus should be placed in front of the figure.

Please note that the definitions of the fair values of assets as set out in Regulation 30(4) may in some instances not be in line with International Financial Reporting Standards (IFRS). However, in terms of Regulation 30(7) the Registrar directs medical schemes to calculate the fair value of assets as prescribed by the International Financial Reporting Standards.

The bank institutions for all cash investments (including all current bank accounts), should be provided in category 9.1 of part 9(a) the return. These balances should take the effect of outstanding cheques into account as per part 4.4.9. Please note that should the investment portfolios have a 'trading account', the scheme should indicate at which bank institution these accounts are held.

The names of all the registered banks will appear in a drop down list and the scheme should simply choose the institution required. Please note that multiple institutions can be selected at a time. The amount invested in any one institution should be in aggregate.

Help File: 2013 Annual Statutory Return



Please refer to the published guideline on our website that provides a listing of all registered banks; mutual banks; local branches of foreign banks; and foreign banks with approved local representative offices as per the South African Reserve Bank's Banks Supervision Unit. The guideline further sub-categorises these banks in terms of Category 1 of Annexure B to the Regulations.

The names of the institutions which issued all bills, bonds, securities or any other money market investments should be selected / captured in 9.2 of part 9(a) of the return.

The names of all the listed entities which are classified in categories 2(a)(i) – 2(a)(xiv) and 2(b) will appear in a drop down list and the scheme should simply choose the relevant institution and bond code. Please note that multiple institutions and instrument codes can be selected at a time. The amount invested in any one institution would then need to be broken down into the individual instrument codes. Where the scheme has investments in other entities than those listed, or investments in institutions listed but in different instruments than those provided in the drop-down menu, the "other" button provided in the drop down list should be used, clearly indicating the nature of these investments.

Please refer to the published guideline on our website that provides a detailed listing of all listed instruments on the Bond Exchange of South Africa (BESA). The guideline further categorises these instruments in the different sub-categories to category 2 of Annexure B to the Regulations.

A detailed list of every single property investment should be captured in category 9.3 of part 9(a) of the return, including the names of all property companies (again listed in a drop down list) in which the scheme invests. The amounts can be aggregated per company or per property. These also include owner occupied properties. The said drop down list only indicate listed property companies, any other investments (i.e.

Help File: 2013 Annual Statutory Return



owner occupied buildings, etc.) should be entered by making use of the "other" button within the drop down list. For investments in listed securities please refer to the published guideline on our website that provides a categorisation of listed instruments on the Johannesburg Stock Exchange (JSE).

Part 9(a) subtotal: Category 3(a) must be equal or greater than the total investment property (part 4.2.1) plus the net carrying amount of the land and buildings at end of year (part 4.1.3).

A detailed list of all the companies in which any equity investments are held should be captured in category 9.4 of part 9(a) of the return. The scheme should simply choose the institution and the relevant instrument required from the applicable drop down lists. The amount invested in any one institution would then need to be broken down into the individual instrument codes.

Description	Bank Code	Investments	Underlying assets of Policies of Insurance captured in Categories 4(a)(v), 6(a)(ii) and 6(b)	Underlying assets of Equity Unit Trusts or Pooled Equity Managed Funds captured in Category 4(a)(iv)	Total Annexure B Fair Value
1TIME Holdings Ltd	1TM	2,000	0	0	2,000
African And Overseas	AOW	1,000	0	0	1,000
Astrapak Ltd	APK	5,987,350	0	3,000	5,990,350
Pan African Resource Plc	PAN	1,000	0	0	1,000
African And Overseas	AOW	0	3,000	674	3,674
Giyani		0,000	0	0	1,502,000
		0	0	0	0
					3,674
					7,500,024
					3,674
					7,500,024
					1,000
					1,502,888
					1,000
					1,502,888
					535,000
					576,112
					535,000
					576,112

Please refer to the published guideline on our website that provides information on the categorisation of all listed instruments on both the JSE and BESA in accordance to the requirements of Annexure B to the Regulations in the different sub-categories of categories 2 (bonds), 3 (property), 4 (shares), 5 (debentures) and 7 (other assets). All these guidelines have been incorporated in the drop down lists in the relevant categories.

The underlying assets of all equity unit trusts, pooled equity managed funds and policies of insurance captured in categories 4(a)(iv), 4(a)(v), 6(a)(ii) and 6(b) in the "Investments" column should also be captured in the separate columns making provision for such underlying assets. These underlying assets should be disclosed to the same extent as the other individual investments described above, in categories 1 - 7 of part 9(a) of the return.

Help File: 2013 Annual Statutory Return



The total of the amounts captured in the relevant columns for the underlying assets of the equity unit trusts or pooled equity managed funds and policies of insurances should agree with the totals captured in the investment column's categories 4(a)(iv), 4(a)(v), 6(a)(ii) and 6(b) respectively. In order to prevent double counting, any amounts captured in these columns will not be included in the total net assets per Regulation 30 in category 9.9 of part 9(a) of the return.

Any other unit trust and managed funds/portfolios should be broken down into its underlying assets in the "Investments" column itself. The reason for the separate columns for the underlying assets of category 4(a)(iv), 4(a)(v), 6(a)(ii) and 6(b) assets is that compliance is tested on a two tier basis: on the investment itself (i.e. category 4(a)(iv)(i) assets are limited to 40%), and then based on the underlying assets of the investment.

This will give effect to the requirements of explanatory note 8 to Annexure B: "Unit trusts and policies of insurance may not be utilised to circumvent the limitations of these regulations. Medical schemes are required to demonstrate on a "look-through" basis that such avenues have not been utilised to bypass the limitations imposed by Annexure B".

In respect of category 6 assets, please refer to the list of insurers registered in the Republic that is published on our website.

Some investment portfolios refer to percentage holdings in 'other assets' or 'international assets', please note that the full details of these investments should be provided per asset class in the return.

Part 9(a) subtotal: Category 7(a) (i) must agree with the current year's inventories (part 5.1.2.1).

The following assets in category 7(a) (iii) pulls through automatically:

Asset	Pull through from
Property, plant and equipment: computer equipment and software (direct investment)	4.1.3 - Net Carrying amount at end of year (Computer Equipment and Software)
Property, plant and equipment: furniture and fittings (direct investment)	4.1.3 - Net Carrying amount at end of year (Furniture and Fittings)
Property, plant and equipment: motor vehicles (direct investment)	4.1.3 - Net Carrying amount at end of year (Motor Vehicles)
Property, plant and equipment: other (direct investment)	4.1.3 - Net Carrying amount at end of year (Other)

Part 9(a) subtotal: category 7(a)(iii) must be equal to or greater than the net carrying amount the computer equipment, Furniture & fittings, Motor vehicles column and Other assets at end of year (part 4.1.3).

The total net assets per Regulation 30 in line 9.9 of part 9(a) of the return is the sum of all the amounts captured under categories 9.1 – 9.7 (all the grey headings), less assets encumbered which pulls through from part 4.25.2 (Total encumbered assets and Total suretyships columns) of the return.

Trade and other receivables in category 9.12 of part 9(a) (direct investment) of the return automatically pulls through from part 5.1.2.2 of the statement of financial position.

Help File: 2013 Annual Statutory Return



In the event that the scheme amalgamated during the year, it will still need to complete part 9(a) in detail as at the date of the amalgamation. The total assets transferred to another scheme will then be deducted in line 9.13.

The total assets in category 9.14 of part 9(a) of the return is the sum of the total net assets per Regulation 30 in line 9.9, plus the aforementioned encumbered assets, intangible assets, and trade and other receivables less the total assets transferred to another scheme upon amalgamation (during the year). This total should agree with the sum of the total assets in part 5.1.3 of the statement of financial position and outstanding cheques per part 4.4.8 less the balance of the personal medical savings account trust investment as captured in part 4.5.2.5.

The Board of Trustees would also need to self-declare on the correct disclosure in terms of Annexure B and the Explanatory Notes thereto, as well as its Annexure B compliance.

Example:

The following is an example of how part 9A has to be completed:

Scheme A has invested in the following products:

- Policy of insurance A (the policy proceeds are directly linked to the market value of the underlying assets)
- Investment portfolio with asset manager ABC
- Current account at Firststrand Bank Limited (to the value of R60 000)

Policy of insurance A consists out of the following assets:

Money market instruments issued by ABSA Bank Limited	R100 000
Cash held in a fixed deposit at Nedbank Limited	R100 000
The following equity:	
African Bank preference shares (ABLP)	R100 000
African Oxygen Ltd shares (AFX)	R100 000

The total market value of Policy of insurance A is R400 000.

The assets in the *Investment portfolio with asset manager ABC* are held in the scheme's name; the portfolio consists out of the following assets:

Call account held at ABSA Bank Limited	R30 000
Money market instruments issued by Nedbank Limited	R30 000
The following equity:	
African Bank ordinary shares (ABL)	R30 000
African Oxygen Ltd shares (AFX)	R30 000

The total market value of the investments is R120 000.

The total Regulation 30 assets is R580 000 (R400 000 + R120 000 + R60 000).

Help File: 2013 Annual Statutory Return



Part 9A should be completed as follows:

1. Policy of insurance A is captured in category 6(a)(ii) in the column "Investments".

Statutory Returns Portal - C...

Part 1 Part 2 Part 3 Part 4 Part 5 Part 6 Part 7

Part 8 Part 9 Part 10 Part 11

Part 9(a) Part 9(b)

SUB-TOTAL: CATEGORY 6(a)(i)		0	0	0	0
6(a)(ii) POLICY PROCEEDS ARE DIRECTLY LINKED TO THE MARKET VALUE OF THE UNDERLYING ASSETS					
Per registered insurer - (specify)		400,000	0	0	400,000
SUB-TOTAL: CATEGORY 6(a)(ii)		400,000	0	0	400,000
SUB-TOTAL: CATEGORY 6(a)		400,000	0	0	400,000

6(b)

Please supply a detailed list

Description	Investments	Underlying assets of Policies of Insurance captured in Categories 4(a)(v), 6(a)(ii) and 6(b)	Underlying assets of Equity Unit Trusts or Pooled Equity Managed Funds captured in Category 4(a)(iv)	Total Annexure B Fair Value	
Policy of insurance A	400,000	0	0	400,000	Delete
	0	0	0	0	save

Done

9.7

7(a)(i)

7(a)(ii)

7(a)(iii)

3,351,003

6,294,074

974,633

85%

09:11 AM
2014/03/05

Help File: 2013 Annual Statutory Return



- The underlying assets of the policy of insurance is captured in the column "Underlying assets of Policies of Insurance captured in Categories 4(a)(v), 6(a)(ii) and 6(b)".

The investments in the Investment Portfolio with asset manager ABC is captured in the column "Investments".

The current account held at Firstrand Bank Limited is captured in the column "Investments".

The following screenshot is an example of the category 1 assets:

The screenshot displays the Statutory Returns Portal interface. The main table shows data for Category 1 assets, specifically banks with net qualifying capital and reserve funds > R5 billion. The table has columns for Description, Investments, Underlying assets of Policies of Insurance, and Total Annexure B Fair Value.

Description	Investments	Underlying assets of Policies of Insurance captured in Categories 4(a)(v), 6(a)(ii) and 6(b)	Underlying assets of Equity Unit Trusts or Pooled Equity Managed Funds captured in Category 4(a)(iv)	Total Annexure B Fair Value
FIRSTRAND BANK LIMITED	60,000	0	0	60,000
ABSA BANK LIMITED	30,000	100,000	0	130,000
NEDBANK LIMITED	30,000	100,000	0	130,000
	0	0	0	0

A modal window titled "Other - Windows Internet Explorer" is open, displaying a detailed list of banks. It includes a table with columns for Description, Investments, Underlying assets of Policies of Insurance, and Total Annexure B Fair Value. The table lists the same banks as the main table, with their respective values.

Description	Investments	Underlying assets of Policies of Insurance captured in Categories 4(a)(v), 6(a)(ii) and 6(b)	Underlying assets of Equity Unit Trusts or Pooled Equity Managed Funds captured in Category 4(a)(iv)	Total Annexure B Fair Value
FIRSTRAND BANK LIMITED	60,000	0	0	60,000
ABSA BANK LIMITED	30,000	100,000	0	130,000
NEDBANK LIMITED	30,000	100,000	0	130,000
	0	0	0	0

Help File: 2013 Annual Statutory Return



The following screenshot is an example of the category 4(a)(ii)(ii) assets:

Statutory Returns Portal - C...

Part 1 Part 2 Part 3 Part 4 Part 5 Part 6 Part 7

Part 8 Part 9 Part 10 Part 11

Part 9(a) Part 9(b)

SUB - TOTAL: CATEGORY 4(a)(ii)(i) 0 0 0 0 0

4(a)(ii)(ii) Per Company with market capitalisation of between R5 billion and R50 billion

Per company - Name (specify)	60,000	200,000	0	260,000
SUB - TOTAL: CATEGORY 4(a)(ii)(ii)	60,000	200,000	0	260,000

4(a)(iv)(i) Other - Windows Internet Explorer

Please supply a detailed list. Please click on the (...) button and select the applicable institution (please note that only one institution can be selected at a time).

Description	Bank Code	Investments	Underlying assets of Policies of Insurance captured in Categories 4(a)(v), 6(a)(ii) and 6(b)	Underlying assets of Equity Unit Trusts or Pooled Equity Managed Funds captured in Category 4(a)(iv)	Total Annexure B Fair Value	
African Bank	ABL	30,000	0	0	30,000	Delete
African Bank	ABLP	0	100,000	0	100,000	Delete
African Oxygen Ltd	AFX	30,000	100,000	0	130,000	Delete
		0	0	0	0	Save

Done

4(a)(v) Per policy of insurance with diversified holdings across the component sectors of the JSE

Per policy of insurance - Name (specify)	0	0	0	0
SUB-TOTAL: CATEGORY 4(a)(v)(i)	0	0	0	0

09:17 AM
2014/03/05

Help File: 2013 Annual Statutory Return



3. The total Regulation 30 asset value is R580 000.
In order to prevent double counting, any amounts captured in the "Underlying assets of Policies of Insurance captured in Categories 4(a)(v), 6(a)(ii) and 6(b)" column is not included in the total net assets per Regulation 30 in category 9.9 of part 9(a) of the return (i.e. in the "Total Annexure B Fair Value column").

http://cmsuat02/Returns/annual.aspx?p=9 Statutory Returns Portal - C...

Per asset class category - Name (specify)	0	0	0	0
SUB-TOTAL: CATEGORY 7(a)(ii)	0	0	0	0
7(a)(iii) OTHER ASSETS				
Per asset - Name (specify)	0	0	0	0
PROPERTY, PLANT AND EQUIPMENT: Computer Equipment and Software	0	0	0	0
PROPERTY, PLANT AND EQUIPMENT: Furniture and Fittings	0	0	0	0
PROPERTY, PLANT AND EQUIPMENT: Motor Vehicles	0	0	0	0
PROPERTY, PLANT AND EQUIPMENT: Other	0	0	0	0
SUB-TOTAL: OTHER ASSETS 7(a)(iii)	0	0	0	0
SUB-TOTAL: CATEGORY 7(a)	0	0	0	0
7(b) TERRITORIES OUTSIDE THE REPUBLIC				
Per Foreign institution - Name (specify)	0	0	0	0
SUB-TOTAL: CATEGORY 7(b)	0	0	0	0
9.8 LESS: ASSETS ENCUMBERED	0	0	0	0
9.9 TOTAL NET ASSETS PER REGULATION 30	580,000	400,000	0	580,000
9.10 ASSETS ENCUMBERED	0	0	0	0
9.11 INTANGIBLE ASSETS	0	0	0	0
9.12 TRADE AND OTHER RECEIVABLES	0	0	0	0
9.13 LESS: TRANSFER OF ASSETS DUE TO AMALGAMATION DURING THE YEAR	0	0	0	0
9.14 TOTAL ASSETS	580,000	0	0	580,000

The following non-compliance with Section 35(8) occurred:

The following non-compliance with the limitations imposed by Annexure B to Regulation 30 occurred:

09:21 AM
2014/03/05

Help File: 2013 Annual Statutory Return



Part 9(b) Assets Held in the Republic in Terms of Regulation 30 in Conjunction with Annexure B to the Regulations

PART 9(b): ASSETS HELD IN THE REPUBLIC IN TERMS OF REGULATION 30 IN CONJUNCTION WITH ANNEXURE B TO THE REGULATIONS

	Name of the person/company/institution managing the investments	Total R
9.2.1	Managed by the scheme	10,997,437
9.2.2	Other (specify)	4,678,388,807
9.2.3	Total net assets per Regulation 30	4,689,386,244

Please supply a detailed list

Description	Total	
Allan Gray Investment Services (Pty) Ltd	539,374,795	Delete
Investec Asset Management (Pty) Lt	2,139,014,012	Delete
Acsis Limited	2,000,000,000	Delete

Done

This part should be completed per person/company/institution managing the investments of the scheme, whether it is managed on behalf of the scheme or by the scheme itself. The names of the investment managers pulls through automatically from part 1.4 question 6(h).

It is important to note that only FAIS registered entities are allowed to manage investments on behalf of a medical scheme.

Please refer to the Financial Services Board's website (www.fsb.co.za) for more details on registered Financial Service Providers. A list of these providers as at 31 December is also published on our website.

The total net assets per Regulation 30 in Part 9(b) must agree with the total net assets per Regulation 30 in Part 9(a).9.

Help File: 2013 Annual Statutory Return



PART 10 MINIMUM ACCUMULATED FUNDS TO BE MAINTAINED

Part 10.1 Cumulative Net Gain on Re-measurement of Properties and Investments

PART 10: MINIMUM ACCUMULATED FUNDS TO BE MAINTAINED BY A MEDICAL SCHEME IN TERMS OF REGULATION 29	
PART 10.1: CUMULATIVE NET GAINS ON RE-MEASUREMENT OF PROPERTIES AND INVESTMENTS THROUGH THE INCOME STATEMENT	
	R
10.1.1 Balance at beginning of period	263,970,569
10.1.2 Prior year adjustment	(9,998,887)
10.1.3 Net gains/(losses) on re-measurement to fair value of financial instruments and investment properties included in the income statement	134,763,352
10.1.4 Impairment losses and reversal of impairment losses on revaluation of investments and property, plant and equipment included in the income statement	70,000
10.1.5 Realisation of cumulative gains or losses on disposal of investments	0
10.1.6 Consolidation results	20,000
10.1.7 Realisation of assets upon amalgamation during the year	0
10.1.8 Other (specify)	(124,924,465)
10.1.9 Cumulative net gain on revaluation of investments and property, plant and equipment included in the income statement	263,900,569

Please indicate the reasons for the prior year adjustment: [Click here](#)

Part 10.1 is only applicable to those kind of investments, where it is/was the scheme's accounting policy to take any unrealised gains/(losses) on the re-measurement of investments to the income statement (accumulated funds); as all other unrealised gains will be accommodated in the revaluation reserves in part 7.2 and part 7.3 (and as part of the statement of other comprehensive income). Any consolidated results are also included in this part, in order to ensure that the solvency calculation is based on scheme-only results. Part 10.1 starts with the net gains/ (losses) on the re-measurement of properties and investments to fair value, which were previously included in accumulated funds. This balance at the beginning of the year (10.1.1) pulls automatically through from the scheme's previous year's annual return.

In the event that there is an adjustment to the opening balance, the scheme would be required to provide details in respect of this adjustment in the reason box.

Part 10.1 continues to extract all the net unrealised gains/ (losses) included in the current year's income statement.

The unrealised gains/ (losses) on revaluation of investments and property, plant and equipment included in the income statement in part 10.1.2 pulls automatically through from part 4.20.4 (unrealised gains/ (losses) on revaluation of investment property), and part 4.20.5 (net gains/ (losses) on revaluation of investments



carried at fair value through the income statement) as well as part 7.1.3.2 (due to re-measurement of investments and property, plant and equipment).

Part 10.1.3 summarise the total gross unrealised gains/ (losses) in the current year's accumulated funds.

However, to ensure that only the net unrealised gains/ (losses) are deducted from the solvency ratio, the scheme should capture any permanent impairment losses and reversal of impairment losses on revaluation of investments and property, plant and equipment included in the income statement in part 10.1.4. This amount should be captured as a negative amount, to ensure that it is deducted from the gross unrealised gains.

Furthermore, the scheme should deduct all realised portions of any unrealised gains/(losses), which were previously included in the accumulated funds (income statement), in part 10.1.5; this will ensure that only the net unrealised gain/(loss) is deducted from the solvency calculation.

The scheme's consolidated results are excluded in line 10.1.6 (automatic pull through from line 6.22).

In the event that a scheme amalgamated during the year, the scheme should ensure the accurate completion of this part up to the date of amalgamation. As the return is prepared as at 31 December, the realised amount upon amalgamation should be excluded in line 10.1.7.

A detailed description of any transaction included in part 10.1.8 should be provided; as this will have a direct impact on the solvency calculation of the scheme at year-end.

Help File: 2013 Annual Statutory Return



Part 10.2 Solvency Ratio

PART 10.2: SOLVENCY RATIO	
	R
10.2.1 Total members' funds per balance sheet	3,145,152,232
10.2.2 Less: Unrealised non-distributable reserve	(21,070,000)
10.2.3 Less: Funds set aside for specific purposes	2,002,000
10.2.4 Less: Cumulative net gains on revaluation of investments and property, plant and equipment included in the income statement	(263,970,569)
10.2.5 Less: Specific assets encumbered for third party liabilities	(50,000)
10.2.6 Less: Minority interest	(501,000)
10.2.7 Add: Sub-ordinated loan as approved by the Council	6,998,000
10.2.8 Total net assets	2,868,560,663
10.2.9 TOTAL NET ASSETS	2,868,560,663
10.2.10 GROSS CONTRIBUTIONS	16,619,189,351
10.2.11 SOLVENCY RATIO	17.26%

Accumulated funds in terms of Regulation 29

Accumulated funds represent the net asset value of the scheme excluding funds set-aside for specific purposes, unrealised non-distributable reserves and encumbered assets. Therefore, the total members' funds in 10.2.1 pulls automatically through from part 5.2.1 of the return.

Unrealised non-distributable reserves

Both the revaluation reserve for investments (part 7.2) as well as the revaluation reserve for property, plant and equipment (part 7.3) should be deducted from the total members' funds for solvency purposes; to ensure that unrealised non-distributable reserves are excluded.

Therefore, part 10.2.2 automatically pulls through from (part 5.2.1.2 (revaluation reserve for investments) plus part 5.2.1.3 (revaluation reserve for property, plant and equipment)).

Funds set aside for specific purposes

All funds set aside for future claims, whatever they are called, should be included in accumulated funds. This has the effect of looking at the nature of the fund, rather than the name.

However, funds "set aside for specific *non-claims* purposes" should be excluded from accumulated funds.

Help File: 2013 Annual Statutory Return



It is therefore recommended that schemes classify their reserves properly keeping in mind the Regulation 29 prescriptions.

Part 10.2.3 pulls automatically through from part 5.2.1.4 (reserves set aside for specific purposes).

Cumulative net gains on revaluation of investments and property, plant and equipment included in the income statement

Part 10.2.4 automatically pulls through from part 10.1.6; should part 10.1.6 be an unrealised gain. Where part 10.1 resulted in a net cumulative unrealised loss, it is ignored and not pulled through to part 10.2; as net unrealised losses are not added to accumulated funds to calculate solvency.

However, in some instances it was noted that a scheme's accounting policy states that for some investments the unrealised gains/ (losses) on the re-measurement of that investment are taken to the income statement (i.e. investment property), and for its other investments the unrealised gain/ (loss) on the re-measurement of that investment to fair value are taken to a revaluation reserve (i.e. available-for-sale investments).

Therefore, to ensure that only the net unrealised gains are deducted from solvency, the formula in part 10.2.4 also determines whether the scheme had any revaluation reserves in part 10.2.2. Where a scheme had a positive revaluation reserve (hence an unrealised gain) in the statement of financial position, as well as an unrealised loss in part 10.1.6, the formula in part 10.2.4 will add back the unrealised loss in part 10.1.6, limited to the revaluation reserve amount in part 10.2.2. This will ensure that only unrealised gains are deducted from the solvency ratio, and that no unrealised losses are added to the solvency ratio.

It is important to note that, where a scheme had a revaluation reserve (unrealised gain) in part 10.2.2 as well as a cumulative net unrealised gain in part 10.1.6 the full unrealised gain will pull through to part 10.2.4.

Encumbered assets

Section 35(4) of the Act states: "A medical scheme shall not be deemed to hold an asset for the purposes of this Act to the extent that such asset is encumbered". In addition, section 35(6) (c) states that a medical scheme shall not directly or indirectly borrow money without the prior approval of the Council or subject to such directives as the Council may issue.

Therefore, where a specific asset is encumbered in respect of obligations between other persons (third party liability), there is a risk of loss to the scheme. For example, a cession of share certificates or insurance policy as collateral for a third party loan. In such a case, the liability will be in the third party's books. Such encumbered assets should be deducted from the accumulated funds. Should other variants of encumbrances present themselves to medical schemes, the underlying principles, including risk of loss and location of liability, should be considered. The final effect should not be an iniquitous position for the scheme.

However, where an encumbered asset is in respect of a liability that is in the scheme's statement of financial position, the encumbered assets should not be deducted from accumulated funds. This would be the case, for instance, in a finance lease or instalment sale agreement where computer equipment has been purchased. If the encumbered assets were to be deducted, the net effect would be a net liability, which is tantamount to double accounting.

The amount in line 10.2.5 pulls automatically through from part 4.25.2 in respect of total encumbered assets and total suretyships.



Minority interest

Only scheme-specific funds are taken into account in the solvency calculation. Minority interests in consolidated parties are therefore deducted from the total members' funds per statement of financial position. The amount in line 10.2.6 automatically pulls through from line 5.2.1.6 (minority interest).

Subordinated loans

The scheme should only add a subordinated loan in part 10.2.7 if Council has approved the subordinated loan, and gave approval that the specific loan can be treated as equity.

Annualised gross contributions

It should be noted that the gross annual contributions includes the annual contributions to members' savings accounts. Hence, the annualised gross contributions in part 10.2.10 pulls automatically through from part 6.1 of the return.

Where a scheme did not meet the required minimum solvency level of 25%, as set out in Regulation 29, they should complete the reason box at the bottom of part 10.2; indicating the reasons for not meeting the 25% solvency level, how many days the solvency level was below 25%, and whether a business plan was submitted to Council in terms of section 35(11) and Regulation 29(4)).

Help File: 2013 Annual Statutory Return



PART 11 REPORTING BY THE AUDITORS IN TERMS OF SECTIONS 36, 37 & 39 OF THE ACT

Please note that these reports need to be amended by the auditor, printed on the auditor's letterhead and signed by the auditor.

Part 11(a) Auditor's report

The screenshot shows a web browser window displaying the CMS Statutory Returns Portal. The URL is <http://cmsuat02>Returns/annual.aspx?p=11>. The page has a navigation bar with links: Home, Contact Us, Statutory Return, Print, Validate, Submit, Help, and LogOut. Below the navigation bar are buttons for Parts 1 through 11. Part 11 is highlighted. The main content area is titled 'Part 11(a) Part 11(b)' and contains the following text:

Part 11 A

ISA 800 Audit Report in terms of Sections 36, 37 and 39 on Parts 4 to 10 of the Annual Statutory Return

REPORT OF THE INDEPENDENT AUDITOR OF MMED TO THE REGISTRAR OF MEDICAL SCHEMES ON PARTS 4 TO 10 OF THE ANNUAL STATUTORY RETURN AS REQUIRED BY SECTIONS 36, 37 AND 39 OF THE MEDICAL SCHEMES ACT NO. 131 OF 1998

We have audited Parts 4 to 10 of the annual statutory return (the Return) of MMED (the Scheme) for the year ended 31 December 2011, comprising information from the annual financial statements, prepared in accordance with International Financial Reporting Standards, and additional historical financial information extracted from the underlying accounting records of the Scheme for the purpose of reporting to the Registrar of Medical Schemes (the Registrar), as required by Sections 36, 37 and 39 of the Medical Schemes Act No. 131 of 1998 (the Act), whether Parts 4 to 10 of the Return have been prepared in all material respects, in accordance with the provisions of the Act, related Regulations, the Guidance Manual for the completion of the Return and the applicable Circulars issued by the Council for Medical Schemes (the Act and related Regulations).

Trustees' Responsibility for the Return

The trustees are responsible for the preparation of Parts 4 to 10 of the Return from the annual financial statements and information contained in the underlying accounting records of the Scheme and for such internal control as they determine is necessary to ensure Parts 4 to 10 of the Return is prepared in accordance with the Act and related Regulations, and is free from material misstatement, whether due to fraud or error.

Auditor's Responsibility

Our responsibility as required by Sections 36(8), 37(3) read in conjunction with 37(2), and 39(3) of the Act is to express our opinion on whether Parts 4 to 10 of the Return have been prepared in all material respects in compliance with the provisions of the Act and related Regulations based on our audit. We completed our audit of the annual financial statements of the Scheme for the year ended 31 December 2011 on which we issued an *unmodified / modified* opinion on *insert date of audit report*. Our audit of the annual financial statements was conducted in accordance with International Standards on Auditing.

Our audit involved performing procedures to obtain audit evidence about the amounts and disclosures in Parts 4 to 10 of the Return. The procedures selected depended on our judgment, including the assessment of the risks of material misstatement of the Return, whether due to fraud or error. In making these risks

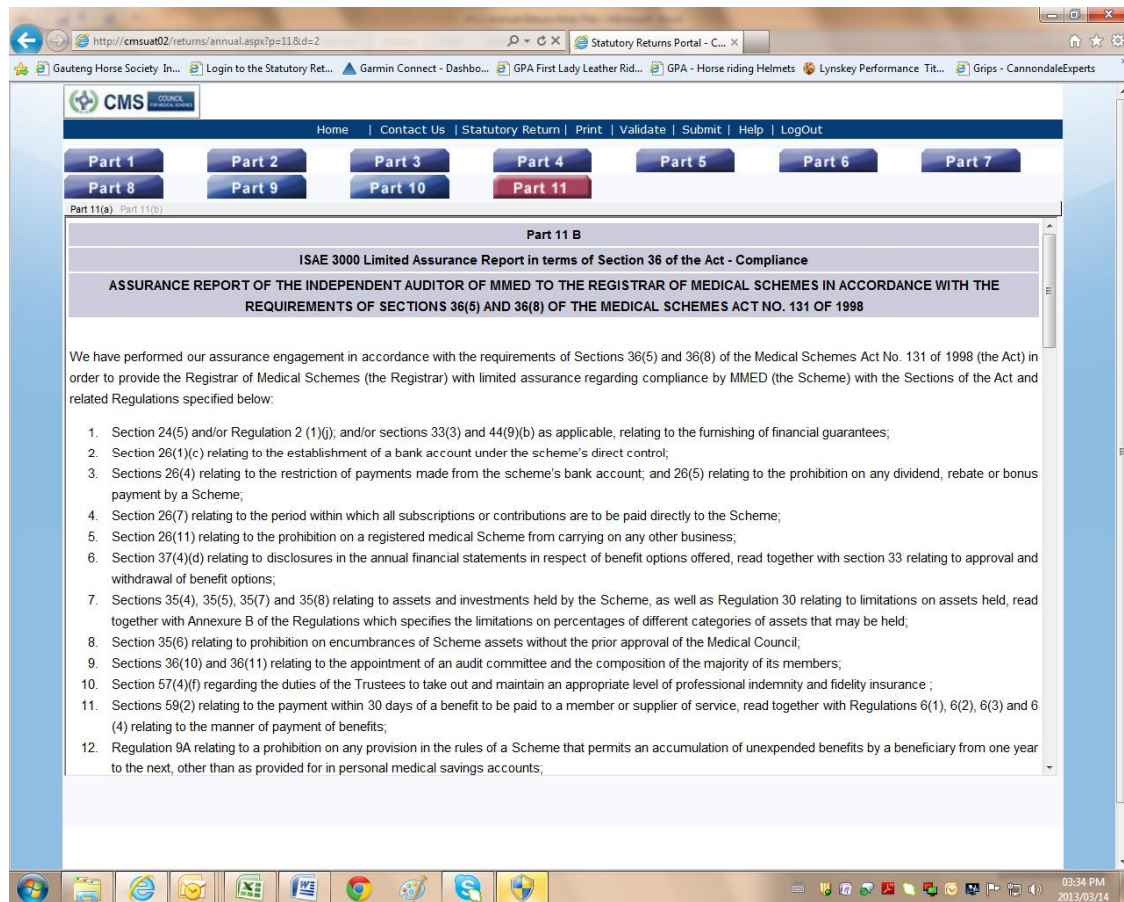
This part is a normal audit report, where the auditor signs off on parts 4 to 10 of the annual return. Auditors can also refer to our website for the guideline containing this report.

It should be noted that this report should be amended and printed on the auditor's letterhead; and signed.

Part 11(b) Limited assurance report

This part contains the agreed upon procedure report to be signed off by the auditor. Auditors can also refer to our website for the guideline containing this report.

Help File: 2013 Annual Statutory Return



This part requires the auditor to report on certain non-compliance matters with regards to the Medical Schemes Act 131 of 1998, which were noted during the performance of their normal audit procedures. Any non-compliance matters should be reported within the limited assurance conclusion section of the report.

In determining compliance to Section 57(4)(f) regarding the duties of the Trustees to take out and maintain an appropriate level of professional indemnity and fidelity insurance, the auditor is referred to the following audit procedures:

- Inspect the fidelity guarantee and professional indemnity policy and confirm the policy number and R-value of the cover taken out by the scheme in accordance with Section 57(4)(f) of the Act;
- Inspect the appropriate documentation and enquire from the scheme's administrator and management whether the premiums were fully paid up; and
- Inspect the minutes of meetings to confirm that cover was assessed for appropriateness by Board of Trustees.

The auditor should ensure that all the necessary tests are performed during the course of the audit, to be able to sign off on this report.

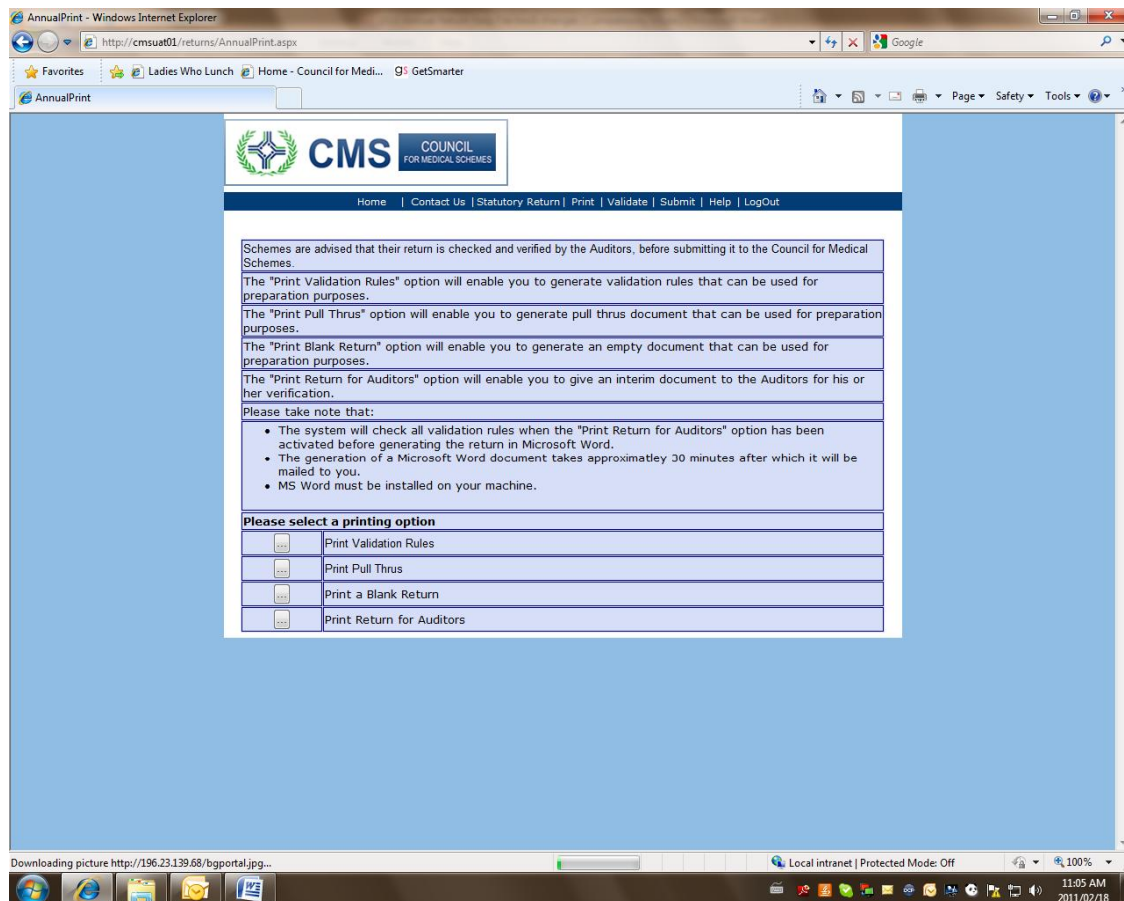
It is also very important that the auditor specifies all the exceptions noted.

Help File: 2013 Annual Statutory Return



PRINT REQUEST FOR RETURN

To access the print options available, the user should click on the "print" option available on the task bar. The following screen will appear:



This page explains in detail the different print options available to the user as well as the procedures to be followed.

Hence, the user has the following print options:

- Print validation rules: A list of all the validation rules applicable to that specific year's statutory return will be e-mailed to the user.
- Print pull throughs: A list of all the pull throughs applicable for that specific year's statutory return will be e-mailed to the user.
- Print a blank return: A blank word document for that specific year's statutory return will be e-mailed to the user.
- Print return for auditors: A draft word document, which contains all the information currently captured on the return, will be e-mailed to the user.

It should be noted that all print requests are sent to the Office's generators, which are processed on a first come first serve basis. Hence, all requests are queued at the generators to be processed. Please note that it takes approximately 30 minutes for an annual statutory return word document to be generated.

Help File: 2013 Annual Statutory Return

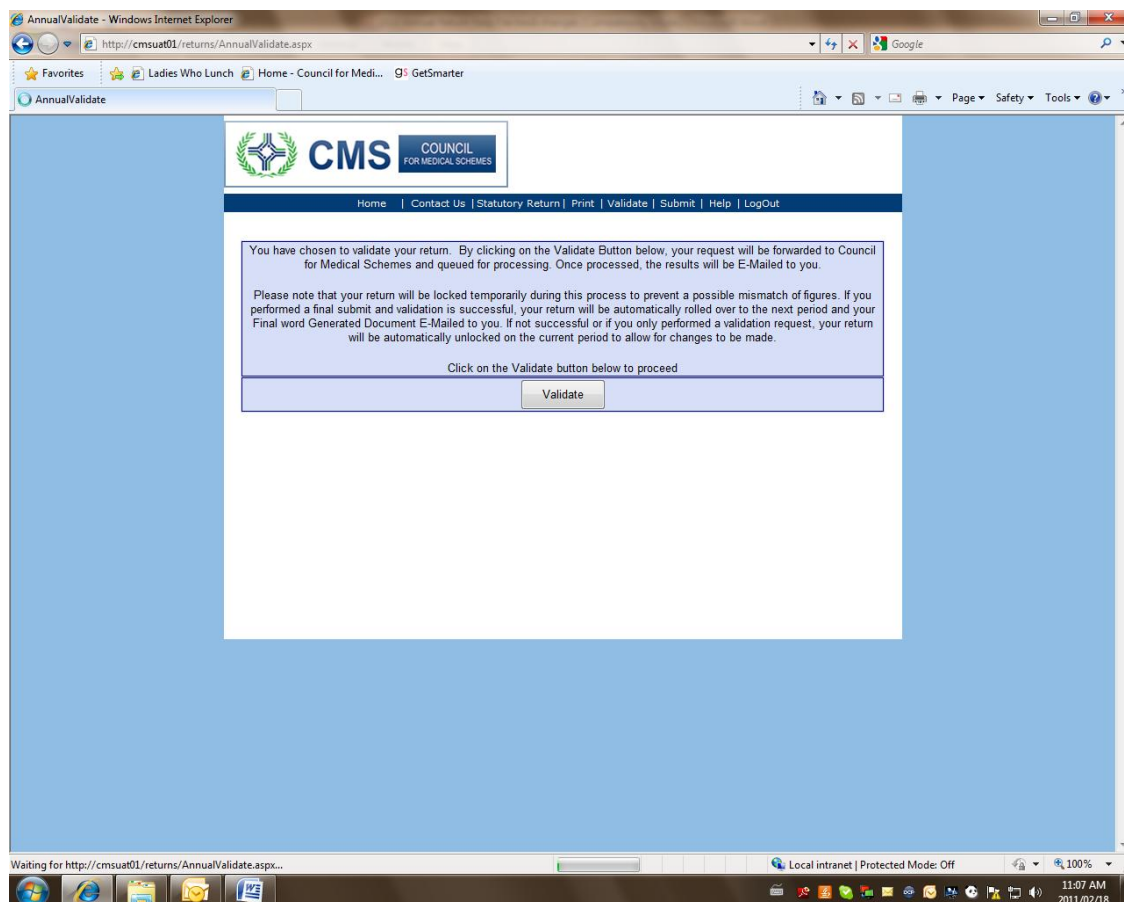


Therefore, should you be third in the queue, you will only receive your word document (whether it is a final or draft copy) in an hour and a half's time.

Also important to note that print requests will be e-mailed to the user as well as to the Principal Officer, Chairperson and Trustee signature. The data captured in part 1.1 of the return will be used to obtain the e-mail addresses of the relevant people.

VALIDATION OF RETURN

To validate a return, please click on the 'validate' option on the task bar. The following screen will appear:

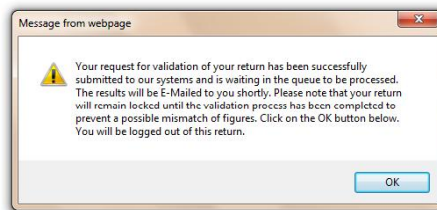
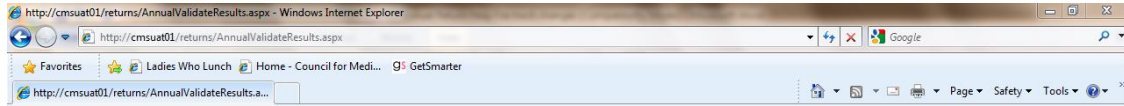


This page explains in detail the validation process. It should be noted that all validation requests are sent to the Office's generators, which are processed on a first come first serve basis. Hence, all requests are queued at the generators to be processed. Please note that it takes approximately 5 minutes to validate an annual statutory return. Therefore, should you be third in the queue, you will only receive your validation results via e-mail in 15 minutes' time.

Help File: 2013 Annual Statutory Return




After clicking on the validate button the following screen appears, which only explains the validation process further. The user should click on OK.



Help File: 2013 Annual Statutory Return



It should be noted that the user will not be able to access the online statutory return, whilst the return is in the queue to be validated. The following screen will appear, if the user tries to access the online statutory return, whilst the return is busy validating:



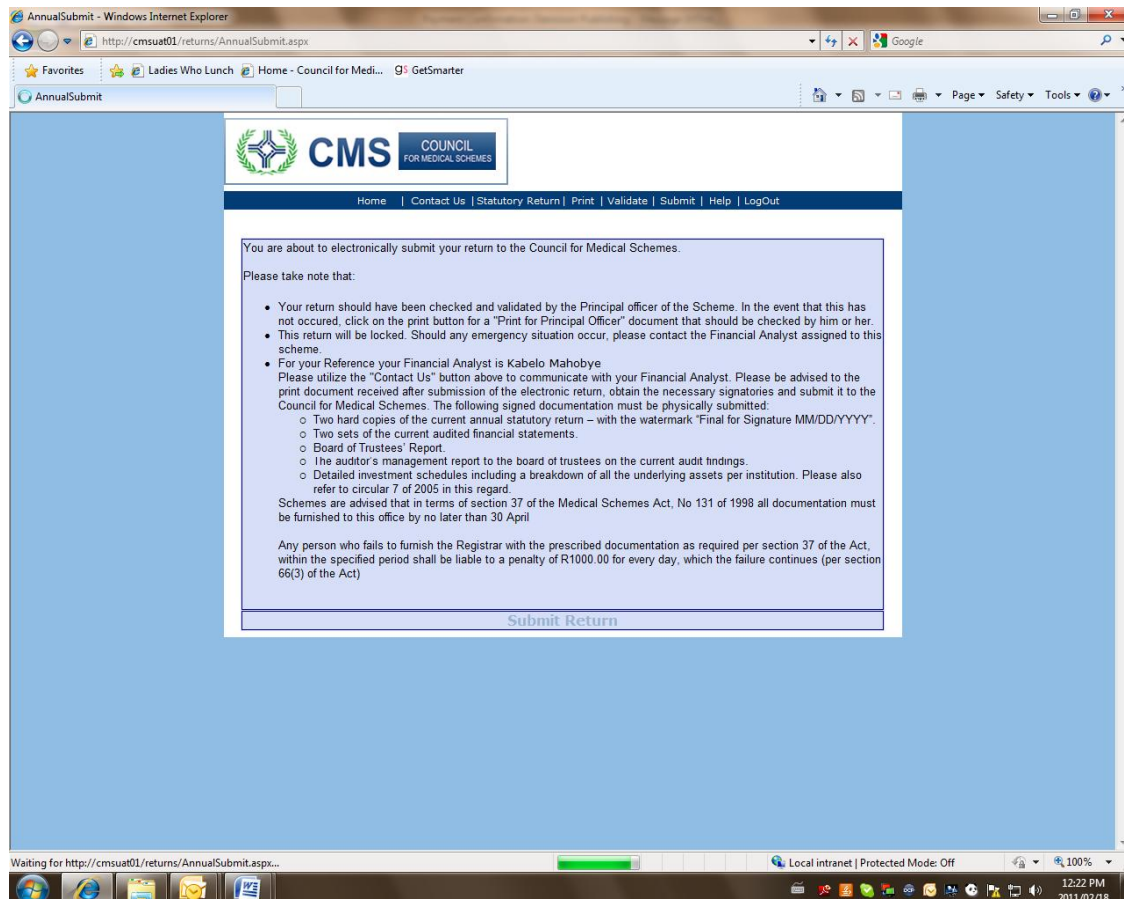
Help File: 2013 Annual Statutory Return



SUBMISSION OF RETURN

When the return has been completed in its entirety, the auditors and the board of trustees had approved the draft word document and all validation rules have successfully passed, the user can submit the return, which will ensure that a final word document is e-mailed to the scheme.

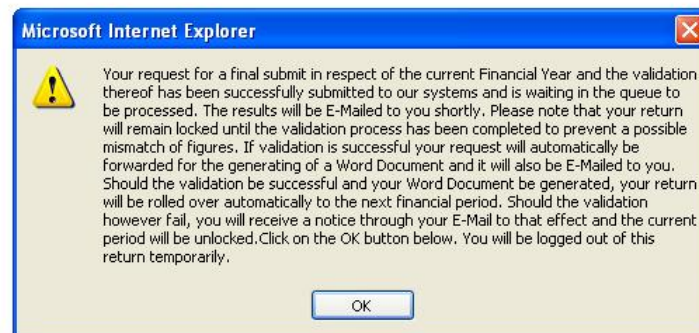
The user should use the 'submit' option on the task bar, to submit the return. The following screen will appear:



Help File: 2013 Annual Statutory Return



The user should now click on the 'Submit Return' button at the bottom of the page. The following screen will appear:



The user should now only click on the OK button.

Important to note that when the return has been submitted it will automatically be sent to the validation generators, to ensure that the final return has successfully validated. If all the validation rules passed successfully, the system will automatically send the return to the word document generator, where it will be queued for processing of the final word document.

Again, as stated under the print function, all print requests are sent to the Office's generators, which are processed on a first come first serve basis. Hence, all requests are queued at the generators to be processed. Please note that it takes approximately 30 minutes for an annual statutory return word document to be generated. Therefore, should you be third in the queue, you will only receive your word document (whether it is a final or draft copy) in an hour and a half's time.

It should also be noted that after the return has been submitted, it will be locked and the user will not be able to make any further adjustments to the return. Hence, before the user does a final submission of the return, he or she should ensure that both the board of trustees and auditors are in agreement that no further changes are required to the online statutory return.

Help File: 2013 Annual Statutory Return



HELP FUNCTION

This document will be available from the 'Help' function on the task bar.

LOG OUT FUNCTION

As soon as the user presses the "Log out" button on the task bar, it will go back to the login screen:

A screenshot of a web browser window showing the login page for the CMS Statutory Returns Portal. The browser is Windows Internet Explorer, with the address bar showing 'http://cmsuat01/returns/login.aspx'. The page has a blue header with the CMS logo and 'COUNCIL FOR MEDICAL SCHEMES'. Below the header, there are links for 'Home' and 'Contact Us'. The main content area is white and contains a 'Please Log In' form. The form has fields for 'Username' and 'Password', and buttons for 'submit' and 'reset'. Below the form, there are links for 'Not a member yet? Register here' and 'Forgot your password? Click here'. At the bottom of the page, there are links for 'Legal information' and 'Privacy Policy Statement', and a copyright notice '© Council for Medical Schemes'. The browser's task bar at the bottom shows the time as 11:09 AM on 2011/02/18.

Annual Statutory Returns

31 December 2013



Content

- General comments
- Changes to the annual statutory return
- Examples contained in the Help File



General comments



General comments

- Does not necessarily adhere to IFRS
- Reconcilable to the AFS
- Internet Explorer
- Zoom = 100%
- Development screen size of 1 280 x 1024
- Apostrophes (') and &-signs



General comments (cont.)

- Decimals / cents
- Less = minus sign
- “Other” buttons
- Reason boxes
- Signatures



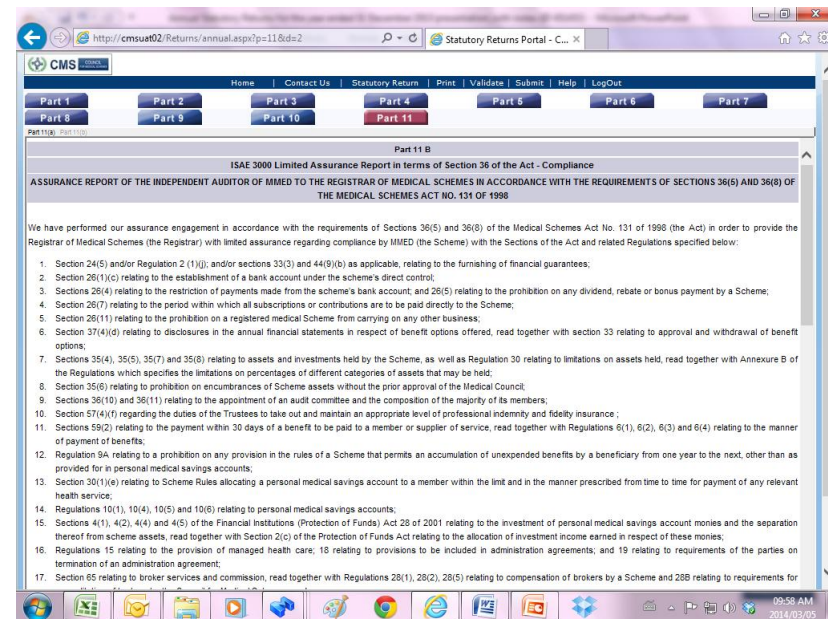
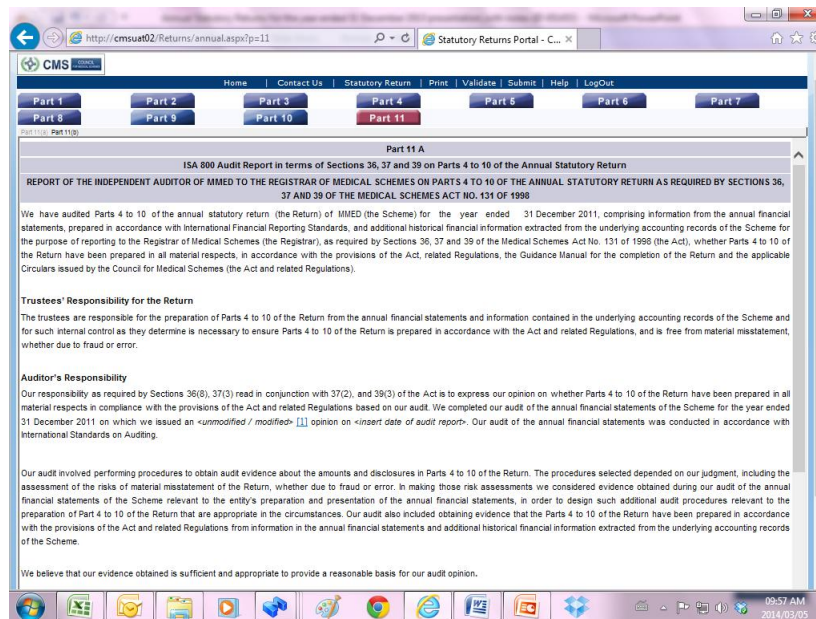
General comments (cont.)

- Complete submission: two signed sets
 - 2013 AR
 - 2013 AFS
 - BoT Report
 - Letter of comfort
 - Auditor's management report
 - Detailed investment schedules
 - Third party investment statements



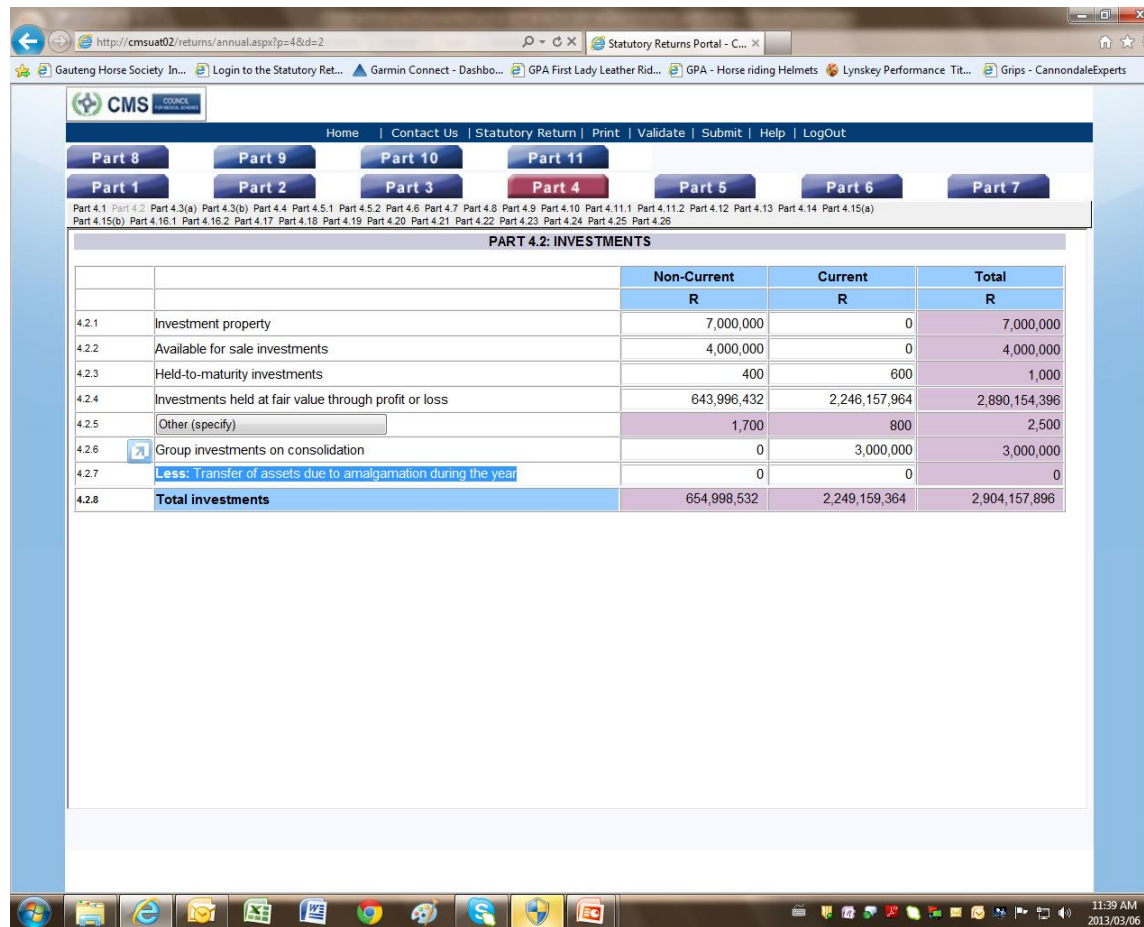
General comments (cont.)

- Auditor's reports



General comments (cont.)

- Amalgamations



The screenshot displays the Statutory Returns Portal interface. The browser address bar shows the URL <http://cmsuat02/returns/annual.aspx?p=4&d=2>. The page title is "Statutory Returns Portal - C...". The CMS logo is visible in the top left corner. The navigation menu includes links for Home, Contact Us, Statutory Return, Print, Validate, Submit, Help, and LogOut. The main content area is titled "PART 4.2: INVESTMENTS" and contains a table with columns for Non-Current, Current, and Total, all in R (Rand).

	Non-Current R	Current R	Total R
4.2.1 Investment property	7,000,000	0	7,000,000
4.2.2 Available for sale investments	4,000,000	0	4,000,000
4.2.3 Held-to-maturity investments	400	600	1,000
4.2.4 Investments held at fair value through profit or loss	643,996,432	2,246,157,964	2,890,154,396
4.2.5 Other (specify)	1,700	800	2,500
4.2.6 Group investments on consolidation	0	3,000,000	3,000,000
4.2.7 Less: Transfer of assets due to amalgamation during the year	0	0	0
4.2.8 Total investments	654,998,532	2,249,159,364	2,904,157,896



General comments (cont.)

- Amalgamations (cont.)

http://cmsuat02/returns/annual.aspx?p=7 Statutory Returns Portal - C...

Part 8 Part 9 Part 10 Part 11
Part 1 Part 2 Part 3 Part 4 Part 5 Part 6 **Part 7**

Part 7.1 Part 7.2 Part 7.3 Part 7.4 Part 7.5

PART 7.1: ACCUMULATED FUNDS

	Current year	Previous year
	R	R (LOCKED)
7.1.1 Balance at the beginning of the year	3,130,281,232	1,088,313,090
7.1.1.1 - As previously reported	7,233,423,102	1,142,952,366
7.1.1.2 - Prior year adjustment (including effect of first time adoption of IFRS)	815,040,092	(3,963,207,667)
7.1.2 Surplus/(Deficit) for the year	169,059,476	141,992,732
7.1.3 Transfer to/(from) accumulated funds	0	0
7.1.3.1 - Due to amalgamation	60,000	0
7.1.3.2 - Due to re-measurement property, plant and equipment	70,000	0
7.1.3.3 - Other transfers	(130,000)	0
7.1.4 Other (specify)	(2,127,052,156)	2,856,680
7.1.5 Balance at the end of the year	1,172,588,552	7,233,423,102

Please provide the reasons for any prior year restatements/reclassifications: [Click here](#)



General comments (cont.)

- Amalgamations (cont.)

The screenshot displays a web browser window with the URL <http://www.medicalchemes.com>Returns/annual.aspx?ps=9>. The browser's address bar also shows a 'Statutory Returns Portal - C...' tab. The page features a navigation menu with buttons for Part 1 through Part 11, with 'Part 8' currently selected. The main content area shows a financial statement for 'Part 8(b)' with the following data:

PROPERTY, PLANT AND EQUIPMENT: Computer Equipment and Software	23,461	0	0	23,461
PROPERTY, PLANT AND EQUIPMENT: Furniture and Fittings	36,164	0	0	36,164
PROPERTY, PLANT AND EQUIPMENT: Motor Vehicles	0	0	0	0
PROPERTY, PLANT AND EQUIPMENT: Other	38,040	0	0	38,040
SUB-TOTAL: OTHER ASSETS 7(a)(iii)	3,157,765	333	100	3,158,198
SUB-TOTAL: CATEGORY 7(a)	(173,651)	109,223	(30,700)	(95,128)
7(b) TERRITORIES OUTSIDE THE REPUBLIC				
Per Foreign institution - Name (specify)	0	980,000	0	980,000
SUB-TOTAL: CATEGORY 7(b)	0	980,000	0	980,000
9.8 LESS: ASSETS ENCUMBERED	(50,000)	0	0	(50,000)
9.9 TOTAL NET ASSETS PER REGULATION 30	4,689,386,244	23,602,095	88,510,896	4,689,386,244
9.10 ASSETS ENCUMBERED	50,000	0	0	50,000
9.11 INTANGIBLE ASSETS	1,000,000	0	0	1,000,000
9.12 TRADE AND OTHER RECEIVABLES	679,542,728	0	0	679,542,728
9.13 LESS: TRANSFER OF ASSETS DUE TO AMALGAMATION DURING THE YEAR	(5,369,978,972)	0	0	(5,369,978,972)
9.14 TOTAL ASSETS	0	0	0	0

The browser's taskbar at the bottom shows the Windows Start button, several application icons, and the system clock indicating 12:49 PM on 2012/03/05.



General comments (cont.)

- Amalgamations (cont.)

Statutory Returns Portal - C...

Home | Contact Us | Statutory Return | Print | Validate | Submit | Help | LogOut

Part 1 Part 2 Part 3 Part 4 Part 5 Part 6 Part 7
Part 8 Part 9 **Part 10** Part 11

Part 10: MINIMUM ACCUMULATED FUNDS TO BE MAINTAINED BY A MEDICAL SCHEME IN TERMS OF REGULATION 29

Part 10.1: CUMULATIVE NET GAINS ON RE-MEASUREMENT OF PROPERTIES AND INVESTMENTS THROUGH THE INCOME STATEMENT

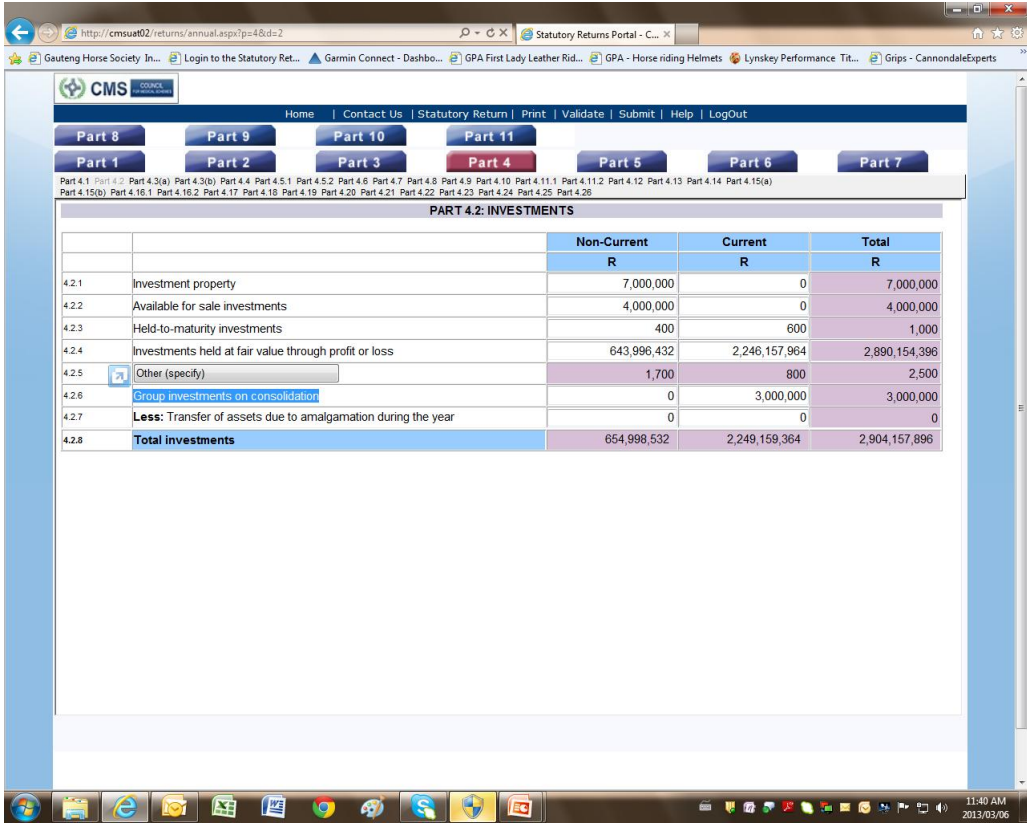
	R
10.1.1 Balance at beginning of period	263,970,569
10.1.2 Prior year adjustment	(9,998,887)
10.1.3 Net gains/(losses) on re-measurement to fair value of financial instruments and investment properties included in the income statement	134,763,352
10.1.4 Impairment losses and reversal of impairment losses on revaluation of investments and property, plant and equipment included in the income statement	70,000
10.1.5 Realisation of cumulative gains or losses on disposal of investments	70,000
10.1.6 Consolidation results	20,000
10.1.7 Realisation of assets upon amalgamation during the year	(263,970,569)
10.1.8 Other (specify)	(124,924,465)
10.1.9 Cumulative net gain on revaluation of investments and property, plant and equipment included in the income statement	0

Please indicate the reasons for the prior year adjustment: [Click here](#)



General comments (cont.)

- Liquidations
- Consolidations



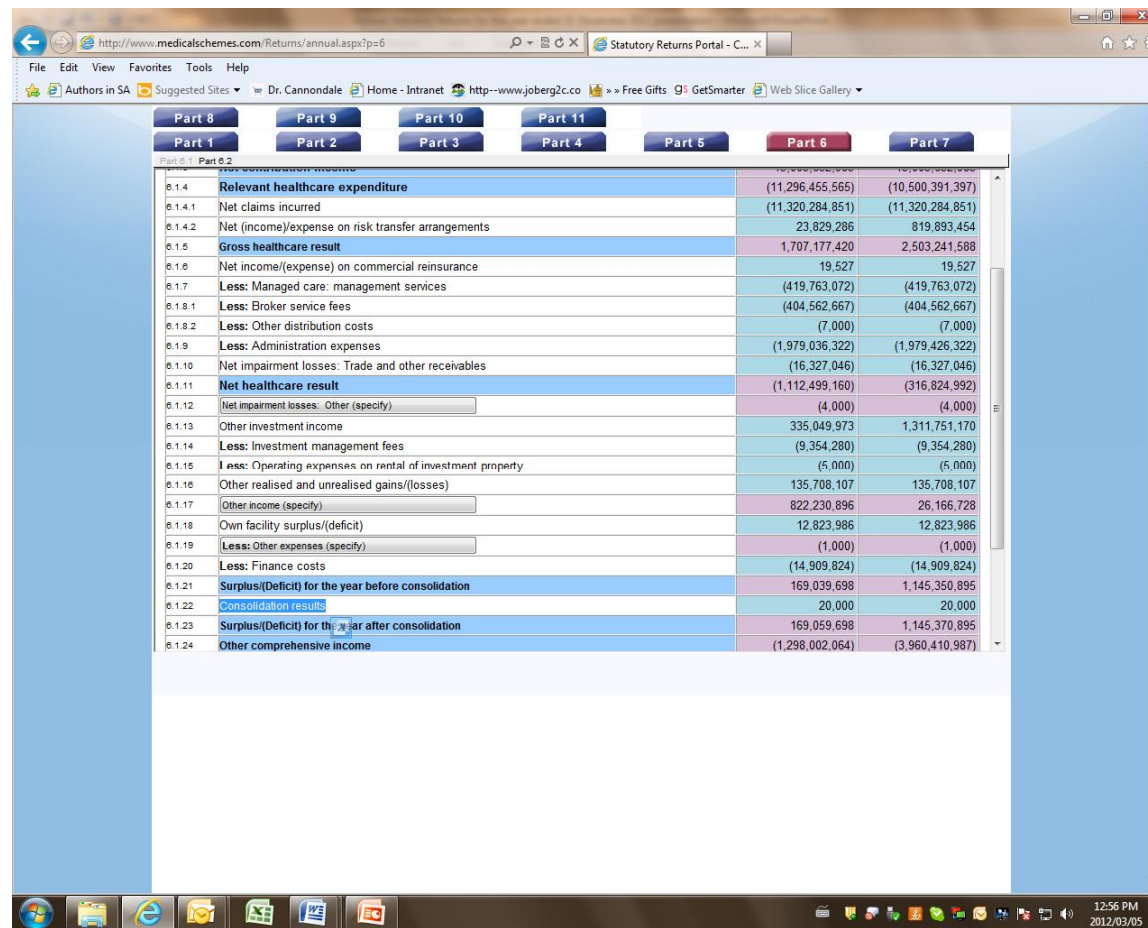
The screenshot shows the Statutory Returns Portal interface. The main content area displays 'PART 4.2: INVESTMENTS' with a table of financial data. The table has four columns: 'Non-Current R', 'Current R', and 'Total R'. The rows list various investment types and their values. The total investments are 2,904,157,898 R.

	Non-Current R	Current R	Total R
4.2.1 Investment property	7,000,000	0	7,000,000
4.2.2 Available for sale investments	4,000,000	0	4,000,000
4.2.3 Held-to-maturity investments	400	600	1,000
4.2.4 Investments held at fair value through profit or loss	643,996,432	2,246,157,964	2,890,154,396
4.2.5 Other (specify)	1,700	800	2,500
4.2.6 Group investments on consolidation	0	3,000,000	3,000,000
4.2.7 Less: Transfer of assets due to amalgamation during the year	0	0	0
4.2.8 Total investments	654,998,532	2,249,159,364	2,904,157,896



General comments (cont.)

- Consolidations (cont.)



Part 6	Part 9	Part 10	Part 11
Part 1	Part 2	Part 3	Part 4
Part 5	Part 6	Part 7	
Part 6.1	Part 6.2		
6.1.4	Relevant healthcare expenditure	(11,296,455,565)	(10,500,391,397)
6.1.4.1	Net claims incurred	(11,320,284,851)	(11,320,284,851)
6.1.4.2	Net (income)/expense on risk transfer arrangements	23,829,286	819,893,454
6.1.5	Gross healthcare result	1,707,177,420	2,503,241,588
6.1.6	Net income/(expense) on commercial reinsurance	19,527	19,527
6.1.7	Less: Managed care: management services	(419,763,072)	(419,763,072)
6.1.8.1	Less: Broker service fees	(404,562,667)	(404,562,667)
6.1.8.2	Less: Other distribution costs	(7,000)	(7,000)
6.1.9	Less: Administration expenses	(1,979,036,322)	(1,979,426,322)
6.1.10	Net impairment losses: Trade and other receivables	(16,327,046)	(16,327,046)
6.1.11	Net healthcare result	(1,112,499,160)	(316,824,992)
6.1.12	Net impairment losses: Other (specify)	(4,000)	(4,000)
6.1.13	Other investment income	335,049,973	1,311,751,170
6.1.14	Less: Investment management fees	(9,354,280)	(9,354,280)
6.1.15	Less: Operating expenses on rental of investment property	(5,000)	(5,000)
6.1.16	Other realised and unrealised gains/(losses)	135,708,107	135,708,107
6.1.17	Other income (specify)	822,230,896	26,166,728
6.1.18	Own facility surplus/(deficit)	12,823,986	12,823,986
6.1.19	Less: Other expenses (specify)	(1,000)	(1,000)
6.1.20	Less: Finance costs	(14,909,824)	(14,909,824)
6.1.21	Surplus/(Deficit) for the year before consolidation	169,039,698	1,145,350,895
6.1.22	Consolidation results	20,000	20,000
6.1.23	Surplus/(Deficit) for the year after consolidation	169,059,698	1,145,370,895
6.1.24	Other comprehensive income	(1,298,002,064)	(3,960,410,987)



General comments (cont.)

- Consolidations (cont.)

http://cmsuat02/returns/annual.aspx?p=8

Statutory Returns Portal - C...

Gauteng Horse Society In... Login to the Statutory Ret... Garmin Connect - Dashbo... GPA First Lady Leather Rid... GPA - Horse riding Helmets Lynskey Performance Tit... Grips - CannondaleExperts

Part 1 Part 2 Part 3 Part 4 Part 5 Part 6 Part 7
Part 8 Part 9 Part 10 Part 11

Part 8

8.2.5	Purchase of investments	(98,876,321,445)	(12,808,869)
8.2.6	Proceeds on disposal of investments	64,710,082,000	11,905,790
8.2.7	Interest received	0	2,759,894
8.2.8	Dividends received	0	302,646
8.2.9	Rentals received	0	0
8.2.10	Other (specify)	(35,552,364,379)	2,471,400,842
8.2.11	Net cash from/(used) in investing activities	(69,718,603,824)	2,473,560,303
8.3	Cash flows from financing activities		
8.3.1	(Repayments)/increase in borrowings	0	0
8.3.2	Other (specify)	(297,539)	(495,619)
8.3.3	Net cash used in financing activities	(297,539)	(495,619)
8.4	Net increase/(decrease) in cash and cash equivalents	986,612,434	2,408,532,449
8.5	Cash and cash equivalents at beginning of period	2,062,049,353	389,262,817
8.5.1	- As previously reported	2,722,135,129	389,262,817
8.5.2	- Prior year adjustment	(660,085,776)	0
8.6	Other (specify)	0	0
8.7	Net cash flows upon consolidation	(75,660,137)	0
8.8	Transfer of cash and cash equivalents due to amalgamation	(75,660,137)	0
8.9	Cash and cash equivalents at end of year	2,973,001,650	2,722,135,129

Please provide the reasons for any prior year restatements/reclassifications: [Click here](#)



Changes to the annual statutory return





Part 1.1

Statutory Returns Portal - CMS Annual Section - Windows Internet Explorer

http://cmsuat01/returns/annual.aspx

Statutory Returns Portal - CMS Annual Section - Windows Internet Explorer

Home | Contact Us | Statutory Return | Print | Validate | Submit | Help | LogOut

Part 8 Part 9 Part 10 Part 11
Part 1 Part 2 Part 3 Part 4 Part 5 Part 6 Part 7

Part 1.1 Part 1.2 Part 1.3 Part 1.4

PART 1: DETAILS OF MEDICAL SCHEME AND CERTIFICATION OF RETURN

Name of Medical Scheme: MMED

Type of Scheme: Test

Type of Administration: [Text Box]

Change in Administration: [Text Box]

Previous Administrator: [Text Box]

Change in Administrator: [Text Box]

Amalgamated: [Text Box]

Liquidated: [Text Box]

Under Curatorship: [Text Box]

Name Change: Yes ☐ No ☒

Financial Period End: 31 December 2010

Message from webpage

Please ensure that the information in Part 1 is updated on a quarterly basis with all the necessary changes. For any updates regarding Part 1 only, please forward your query to l.t.wala@medicalschemcs.com. For all other queries please select Contact Us from the link above.

OK

http://cmsuat01/returns/annual.aspx?ps=3

Local intranet | Protected Mode: Off

10:16 AM
2011/02/18



Part 1.2 & Part 6.3

Statutory Returns Portal - C...

Part 8 Part 9 Part 10 Part 11 Part 12 Part 13 Part 14

Part 1.2: Part 1.2 Part 1.3 Part 1.3.1 Part 1.3.2 Part 1.4

PART 1.2: BENEFIT OPTIONS

Registered Benefit Options	Efficiency Discount Options	Efficiency Discount Option Names
OPTION A	Yes	Sub Benefit Options
OPTION B	No	Sub Benefit Options
OPTION C	No	Sub Benefit Options
OPTION D	Yes	Sub Benefit Options

Please supply a detailed list

No.	Description	Delete
1	EDO 4	

Done

Statutory Returns Portal - C...

Part 8 Part 9 Part 10 Part 11 Part 12 Part 13 Part 14

Part 6.1: Part 6.2 Part 6.3

PART 6.3: RESULTS OF EFFICIENCY DISCOUNT OPTIONS

Per benefit option

OPTION D

Name of EDO

EDO 4

	Total	R	Non-EDO
6.3.1 Gross contributions	218,313,258	72,771,086	145,542,172
6.3.2 Less: Savings contributions	0	0	0
6.3.3 Risk contribution income	218,313,258	72,771,086	145,542,172
6.3.4 Relevant healthcare expenditure	(134,789,240)	(44,929,747)	(89,859,493)
6.3.4.1 Net claims incurred	(134,789,240)	(44,929,747)	(89,859,493)
6.3.4.2 Net income/(expense) on risk transfer arrangements	0	0	0
6.3.5 Gross healthcare result	83,524,018	27,841,339	55,682,679
6.3.6 Net income/(expense) on commercial reinsurance contracts	0	0	0
6.3.7 Less: Managed care: management services	(8,916,921)	(2,972,307)	(5,944,614)
6.3.8.1 Less: Broker service fees	(6,678,712)	(2,226,237)	(4,452,475)
6.3.8.2 Less: Other distribution costs	0	0	0
6.3.9 Less: Administration expenses	(44,423,524)	(14,807,841)	(29,615,683)
6.3.10 Net impairment losses: Trade and other receivables	(329,519)	(109,840)	(219,679)
6.3.11 Net healthcare result	23,175,342	7,725,114	15,450,228
6.3.12 Surplus/(Deficit) for the year before consolidation	46,699,362	15,566,454	31,132,908
6.3.13 Members at the end of the financial year	561,536	187,179	374,357
6.3.14 Beneficiaries at the end of the financial year	1,251,129	417,040	834,089
6.3.15 65 Years + Ratio	4.08	3.00	5.00
6.3.16 Average Age per Beneficiary	32.85	2.00	3.00



Part 1.3.1

Statutory Returns Portal - C...

Home | Contact Us | Statutory Return | Print | Validate | Submit | Help | LogOut

Part 8 | Part 9 | Part 10 | Part 11 | Part 1 | Part 2 | Part 3 | Part 4 | Part 5 | Part 6 | Part 7

Part 1.1 | Part 1.2 | Part 1.3.1 | Part 1.3.2 | Part 1.4

**PART 1.3.1
BOARD OF TRUSTEES**

Trustee Name
LERATO SEHULARO
PAUL BOSCH
GLENDA MOSLEY
JULINDI SCHEEPERS (RESIGNED 31 OCTOBER 2011)
ELIZABETH FIGUEIREDO (APPOINTED 31 JULY 2011)
KABELO MAHOBYE
MOLEBOGENG MOLABE (RESIGNED 01/07/2013)

10:33 AM
2014/03/05



Part 1.4

Statutory Returns Portal - C...

Home | Contact Us | Statutory Return | Print | Validate | Submit | Help | LogOut

Part 8 | Part 9 | Part 10 | Part 11 | Part 1 | Part 2 | Part 3 | Part 4 | Part 5 | Part 6 | Part 7

Part 1.1 | Part 1.2 | Part 1.3.1 | Part 1.3.2 | Part 1.4

5. Please provide full details.
Per the administration contract the fidelity and professional indemnity is included in the administration fee. The administrator neglected to pay the relevant levies. Penalties have been introduced against the administrator.

6. Were any contract(s) in place during the financial year in respect of inter alia the following services provided to the members of the scheme:

a) Managed care: management services	Yes <input checked="" type="checkbox"/>	No <input type="checkbox"/>
i) With the administrator and its related parties	Yes <input checked="" type="checkbox"/>	No <input type="checkbox"/>
ii) With the co-administrator and its related parties	Yes <input checked="" type="checkbox"/>	No <input type="checkbox"/>
Name (specify)...		1
iii) With other third parties	Yes <input checked="" type="checkbox"/>	No <input type="checkbox"/>
Name (specify)...		5
b) Managed care: healthcare benefits: no transfer of risk	Yes <input checked="" type="checkbox"/>	No <input type="checkbox"/>
Name (specify)...		4
c) Risk transfer arrangements during previous and current year	Yes <input checked="" type="checkbox"/>	No <input type="checkbox"/>
Name (specify)...		6
d) Commercial re-insurance	Yes <input checked="" type="checkbox"/>	No <input type="checkbox"/>
Name (specify)...		1
e) Administration agreements	Yes <input checked="" type="checkbox"/>	No <input type="checkbox"/>
Name (specify)...		1
f) Brokerage agreements	Yes <input checked="" type="checkbox"/>	No <input type="checkbox"/>
g) Marketing / advertising agreements	Yes <input checked="" type="checkbox"/>	No <input type="checkbox"/>
Name (specify)...		2
h) Investment managers	Yes <input checked="" type="checkbox"/>	No <input type="checkbox"/>
Name (specify)...		3
i) Other	Yes <input checked="" type="checkbox"/>	No <input type="checkbox"/>
Name (specify)...		1
7. Did the Scheme prepare consolidated annual financial statements?	Yes <input checked="" type="checkbox"/>	No <input type="checkbox"/>
Name of consolidated party (specify)...		2

Please ensure that copies of all the parties consolidated annual financial statements are submitted to the Council for Medical Schemes.

10:18 AM
2014/03/05



Part 1.4.6(a) and Part 4.12

Statutory Returns Portal - C...

Part 8 Part 9 Part 10 Part 11 Part 1 Part 2 Part 3 Part 4 Part 5 Part 6 Part 7

Part 1: Part 1.2 Part 1.3.1 Part 1.3.2 Part 1.4

4. Are transfers to and from reserves fully disclosed in the attached financial statements? Yes ☐ No ☒

Please provide full details:
Accounting error occurred.

5. Does the scheme have fidelity guarantee and professional indemnity insurance cover in terms of the Act? Yes ☐ No ☒

Please provide full details:
Per the administration contract the fidelity and professional indemnity is included in the administration fee. The administrator neglected to pay the relevant levies. Penalties have been introduced against the administrator.

6. Were any contracts in place during the financial year in respect of inter alia the following services provided to the members of the scheme:

a) Managed care: management services

i) With the administrator and its related parties Yes ☒ No ☐
Name (specify)... 1

ii) With the co-administrator and its related parties Yes ☒ No ☐
Name (specify)... 1

iii) With other third parties Yes ☒ No ☐
Name (specify)... 5

c) Managed care: health care services

i) With the administrator and its related parties Yes ☒ No ☐
Name (specify)... 4

d) Risk transfer arrangements during previous and current year Yes ☒ No ☐
Name (specify)... 6

e) Commercial re-insurance Yes ☒ No ☐
Name (specify)... 1

f) Administration agreements Yes ☒ No ☐
Name (specify)... 1

g) Brokerage agreements Yes ☒ No ☐
Name (specify)... 2

h) Marketing / advertising agreements Yes ☒ No ☐
Name (specify)... 3

i) Investment managers Yes ☒ No ☐
Name (specify)... 3

j) Other Yes ☒ No ☐
Name (specify)... 3

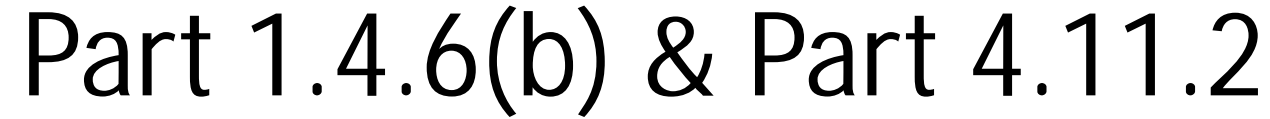
Statutory Returns Portal - C...


Part 8 Part 9 Part 10 Part 11 Part 1 Part 2 Part 3 Part 4 Part 5 Part 6 Part 7

Part 4.1: Part 4.2 Part 4.3(a) Part 4.3(b) Part 4.4 Part 4.5.1 Part 4.5.2 Part 4.6 Part 4.7 Part 4.8 Part 4.9 Part 4.10 Part 4.11.1 Part 4.11.2 Part 4.12 Part 4.13 Part 4.14 Part 4.15(a) Part 4.15(b) Part 4.16.1 Part 4.16.2 Part 4.17 Part 4.18 Part 4.19 Part 4.20 Part 4.21 Part 4.22 Part 4.23 Part 4.24 Part 4.25 Part 4.26

PART 4.12
MANAGED CARE: MANAGEMENT SERVICES

	Administrator / Self-administration	Co-Administrator	Other Third Parties	Total
	R	R	ABC Managed Care (Pt) R	R
4.12.1 Chronic medication management services	7,000	0	0	7,000
4.12.2 Claims management services	7,000	0	0	34,000
4.12.3 Clinical risk management services	7,000	0	0	307,000
4.12.4 Contracted network primary health care and specialist services	7,000	0	0	11,000
4.12.5 Dental management services	7,000	0	0	308,000
4.12.6 Development of clinical protocols and funding policies for new and existing medicines, treatments and technologies	7,000	0	7,000	3,014,000
4.12.7 Development, implementation and management of agreements with provider networks and providers, including management of professional risk expenditure	7,000	0	0	9,000
4.12.8 Disease management services	7,000	0	0	15,000
4.12.9 Drug utilisation management services	7,000	0	0	17,000
4.12.10 HIV / AIDS disease management services	7,000	0	0	16,000
4.12.11 Hospital management services	0	0	36,000	36,000
4.12.12 Oncology benefit management services	0	0	0	23,000
4.12.13 Optometry management services	0	20,000,234	0	20,017,234
4.12.14 Pathology benefit management services	0	0	0	117,000
4.12.15 Pharmaceutical benefit management services	0	0	0	317,000
4.12.16 Provider network management services	0	0	0	417,000
4.12.17 Psychiatric and psychology benefit management services	0	0	0	717,000
4.12.18 Radiology management services	2,000	0	0	909,000
4.12.19 Respiratory benefit management services	7,000	0	0	16,000
4.12.20 Service provider negotiations and management	21,000	0	0	53,000





[Home](#)
[Contact Us](#)
[Statutory Return](#)
[Print](#)
[Validate](#)
[Submit](#)
[Help](#)
[LogOut](#)

[Part 8](#)
[Part 9](#)
[Part 10](#)
[Part 11](#)


[Part 1](#)
[Part 2](#)
[Part 3](#)
[Part 4](#)
[Part 5](#)
[Part 6](#)
[Part 7](#)

Part 4.1 Part 4.2 Part 4.3(a) Part 4.3(b) Part 4.4 Part 4.5 Part 4.6 Part 4.7 Part 4.8 Part 4.9 Part 4.10 Part 4.11 Part 4.11.1 Part 4.11.2 Part 4.12 Part 4.13 Part 4.15(a) Part 4.15(b) Part 4.16 Part 4.16.1 Part 4.16.2 Part 4.17 Part 4.18 Part 4.19 Part 4.20 Part 4.21 Part 4.22 Part 4.23 Part 4.24 Part 4.25 Part 4.26

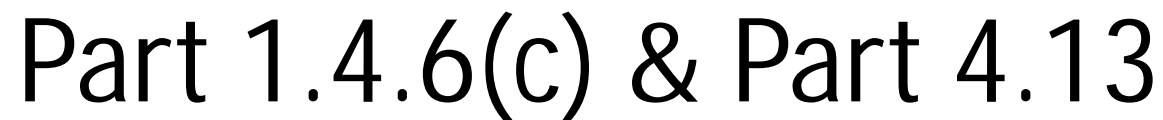
PART 4.11.2
MANAGED CARE: HEALTHCARE SERVICES (NO TRANSFER OF RISK) - PAID AND REPORTED

Unlock previous year		Consolidated total		Per contract DEF Managed Healthcare ▾ (LOCKED)	
		Current year	Previous year	Current year	Previous year
		R	R	R	R
4.11.2.1	Contracted network primary health care and specialist services	14,000,000	983	0	0
4.11.2.2	Dental management services	0	7,000,000	0	0
4.11.2.3	Diabetes management services	97,152,500	20,000,000	10,000,000	20,000,000
4.11.2.4	Disease management services	523,400,322	80,000,000	445,000,000	80,000,000
4.11.2.5	Drug utilisation management services	0	8,000,000	0	8,000,000
4.11.2.6	HIV/AIDS disease management services	50,138,708	37,000,000	50,138,708	30,000,000
4.11.2.7	Hospital management services	64,300,000	70,000,000	0	0
4.11.2.8	Managing provider networks	380,000,000	90,000,000	380,000,000	90,000,000
4.11.2.9	Pathology management services	37,000,000	40,000,000	0	0
4.11.2.10	Primary health care services network	0	110,000,000	0	0
4.11.2.11	Other (specify)	951,949,453	682,040,517	3,207,953	(913,899,483)
4.11.2.12	Total managed care: healthcare services (no transfer of risk)	2,117,940,983	1,144,041,500	888,346,661	(685,899,483)

Please provide the reasons for any prior year restatements:
[Click here](#)



10:17 AM
2014/03/05



[http://cmsuat02>Returns/annual.aspx?p=4&d=14](#) Statutory Returns Portal - C... X

CMS

Home | Contact Us | Statutory Return | Print | Validate | Submit | Help | LogOut

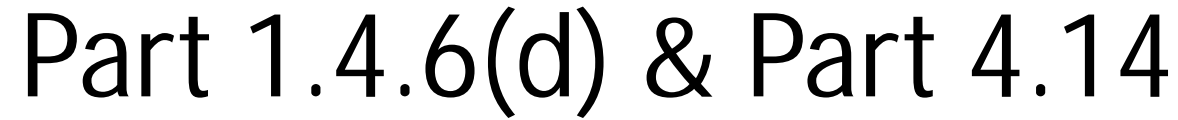
Part 8 Part 9 Part 10 Part 11
Part 1 Part 2 Part 3 Part 4 Part 5 Part 6 Part 7

Part 4.1 Part 4.2 Part 4.3(a) Part 4.3(b) Part 4.3(c) Part 4.3(d) Part 4.3(e) Part 4.3(f) Part 4.3(g) Part 4.3(h) Part 4.3(i) Part 4.3(j) Part 4.3(k) Part 4.3(l) Part 4.3(m) Part 4.3(n) Part 4.3(o) Part 4.3(p) Part 4.3(q) Part 4.3(r) Part 4.3(s) Part 4.3(t) Part 4.3(u) Part 4.3(v) Part 4.3(w) Part 4.3(x) Part 4.3(y) Part 4.3(z)

PART 4.13

NET (INCOME)/EXPENSE FROM OTHER RISK TRANSFER ARRANGEMENTS (EXCLUDING COMMERCIAL REINSURANCE CONTRACTS)

		Consolidated total		Per contract (LOCKED)	
<input type="button" value="Unlock previous year"/>		Current year	Previous year	Current year	Previous year
		R	R	R	R
4.13.1	Premiums/fees paid (capitation fee)	277,033,251	156,033,251	53,304,823	40,000,000
4.13.1.1	Benefit management services	10,957,891	0	0	0
4.13.1.2	Clinical risk management services	10,000,000	3,000,000	0	0
4.13.1.3	Contracted network primary health care and specialist service	15,000,000	4,000,000	0	0
4.13.1.4	Dental management services	15,000,000	20,770,537	0	0
4.13.1.5	Diabetes management services	12,770,537	12,000,000	0	0
4.13.1.6	Disease management services	0	0	0	0
4.13.1.7	Drug utilisation management services	3,304,823	10,000,000	3,304,823	10,000,000
4.13.1.8	HIV/AIDS disease management services	25,000,000	15,000,000	25,000,000	15,000,000
4.13.1.9	Hospital management services	25,000,000	15,000,000	25,000,000	15,000,000
4.13.1.10	Managing provider networks	0	0	0	0
4.13.1.11	Optometry management services	0	0	0	0
4.13.1.12	Pathology management services	0	0	0	0
4.13.1.13	Pharmaceutical benefit management services	60,000,000	23,304,823	0	0
4.13.1.14	Prescribed Minimum Benefit management services	60,000,000	30,000,000	0	0
4.13.1.15	Primary care services	0	0	0	0
4.13.1.16	Primary healthcare services network	0	0	0	0
4.13.1.17	Radiology management services	10,000,000	0	0	0
4.13.1.18	Specialist management services	10,000,000	10,957,891	0	0



[Home](#) | [Contact Us](#) | [Statutory Return](#) | [Print](#) | [Validate](#) | [Submit](#) | [Help](#) | [LogOut](#)

[Part 8](#) | [Part 9](#) | [Part 10](#) | [Part 11](#) | [Part 1](#) | [Part 2](#) | [Part 3](#) | [Part 4](#) | [Part 5](#) | [Part 6](#) | [Part 7](#)


[Part 4.1](#) | [Part 4.2](#) | [Part 4.3\(a\)](#) | [Part 4.3\(b\)](#) | [Part 4.4](#) | [Part 4.5](#) | [Part 4.5.2](#) | [Part 4.6](#) | [Part 4.7](#) | [Part 4.8](#) | [Part 4.9](#) | [Part 4.10](#) | [Part 4.11](#) | [Part 4.11.2](#) | [Part 4.12](#) | [Part 4.13](#) | [Part 4.14](#) | [Part 4.15\(a\)](#) | [Part 4.15\(b\)](#) | [Part 4.16](#) | [Part 4.16.1](#) | [Part 4.16.2](#) | [Part 4.17](#) | [Part 4.18](#) | [Part 4.19](#) | [Part 4.20](#) | [Part 4.21](#) | [Part 4.22](#) | [Part 4.23](#) | [Part 4.24](#) | [Part 4.25](#) | [Part 4.26](#)

PART 4.14

NET INCOME/(EXPENSE) FROM RISK TRANSFER ARRANGEMENTS: COMMERCIAL REINSURANCE CONTRACTS

		Consolidated total	Per reinsurance contract ABC Insurers
4.14.1	Re-insurance premiums paid	(222,696)	(222,696)
4.14.2	Re-insurance claims recovered	4,000	4,000
4.14.3	Provision for reinsurance claims recovered	300,000	300,000
4.14.4	Profit/(Loss) on re-insurance arrangements	(851,356)	(851,356)
4.14.5	Commissions on reinsurance agreements	789,456	789,456
4.14.6	Discounts received	123	123
4.14.7	Net income/(expense) from commercial reinsurance arrangements	19,527	19,527

Message from webpage

 Income should be inputted as positive amounts and expenses as negative amounts

OK



Part 1.4.6(g) & Part 4.16.2

http://cmsuat02>Returns/annual.aspx?p=1&d=4 Statutory Returns Portal - C...

CMS

Home | Contact Us | Statutory Return | Print | Validate | Submit | Help | LogOut

Part 8 Part 9 Part 10 Part 11
Part 1 Part 2 Part 3 Part 4 Part 5 Part 6 Part 7

Part 1: Part 1.1 Part 1.2 Part 1.3 Part 1.3.1 Part 1.3.2 Part 1.3.3

5. Please provide full details:
Per the administration contract the fidelity and professional indemnity is included in the administration fee. The administrator neglected to pay the relevant levies. Penalties have been introduced against the administrator.

6. Were any contract(s) in place during the financial year in respect of inter alia the following services provided to the members of the scheme:

a) Managed care: management services Yes ☒ No ☐
i) With the administrator and its related parties Yes ☒ No ☐
ii) With the co-administrator and its related parties Yes ☒ No ☐
Name (specify) 1
iii) With other third parties Yes ☒ No ☐
Name (specify) 5
b) Managed care: healthcare benefits: no transfer of risk Yes ☒ No ☐
Name (specify) 4
c) Risk transfer arrangements during previous and current year Yes ☒ No ☐
Name (specify) 6
d) Commercial re-insurance Yes ☒ No ☐
Name (specify) 1
e) Administration agreements Yes ☒ No ☐
Name (specify) 1
f) Brokerage agreements Yes ☒ No ☐
g) Marketing / advertising agreements Yes ☒ No ☐
Name (specify) 2
h) Investment managers Yes ☒ No ☐
Name (specify) 3
i) Other Yes ☒ No ☐
Name (specify) 1
7. Did the Scheme prepare consolidated annual financial statements? Yes ☒ No ☐
Name of consolidated party (specify) 2
Please ensure that copies of all the parties consolidated annual financial statements are submitted to the Council for Medical Schemes.

10:18 AM
2014/03/05

http://cmsuat02>Returns/annual.aspx?p=4&d=30 Statutory Returns Portal - C...

CMS

Home | Contact Us | Statutory Return | Print | Validate | Submit | Help | LogOut

Part 8 Part 9 Part 10 Part 11
Part 1 Part 2 Part 3 Part 4 Part 5 Part 6 Part 7

Part 4.1: Part 4.2 Part 4.3(a) Part 4.3(b) Part 4.4 Part 4.5.1 Part 4.5.2 Part 4.6 Part 4.7 Part 4.8 Part 4.9 Part 4.10 Part 4.11.1 Part 4.11.2 Part 4.12 Part 4.13 Part 4.14 Part 4.15(a) Part 4.15(b) Part 4.16.1 Part 4.16.2 Part 4.17 Part 4.18 Part 4.19 Part 4.20 Part 4.21 Part 4.22 Part 4.23 Part 4.24 Part 4.25 Part 4.26

PART 4.16.2

ADVERTISING AND MARKETING EXPENDITURE

Per contract
ABC Advertising Ltd
(LOCKED)

Unlock previous year

Consolidated total		Current year		Previous year	
		R	R	R	R
4.16.2.1	Detail of services provided	25,629,321	6,322,418	25,629,321	4,000,000
4.16.2.2	Total advertising and marketing expenditure	25,629,321	6,322,418	25,629,321	4,000,000

Please provide the reasons for any prior year restatements:

Click here

10:38 AM
2014/03/05



Part 1.4.6(h) & Part 9B

Statutory Returns Portal - C...

Part 1 Part 2 Part 3 Part 4 Part 5 Part 6 Part 7 Part 8 Part 9 Part 10 Part 11

Part 1.4.6(h) Part 1.4.6(i) Part 1.4.6(j)

Please provide full details.

Per the administration contract the fidelity and professional indemnity is included in the administration fee. The administrator neglected to pay the relevant levies. Penalties have been introduced against the administrator.

Were any contract(s) in place during the financial year in respect of inter alia the following services provided to the members of the scheme:

a) Managed care: management services	Yes <input checked="" type="checkbox"/>	No <input type="checkbox"/>
i) With the administrator and its related parties	Yes <input checked="" type="checkbox"/>	No <input type="checkbox"/>
ii) With the co-administrator and its related parties	Yes <input checked="" type="checkbox"/>	No <input type="checkbox"/>
iii) With other third parties	Yes <input checked="" type="checkbox"/>	No <input type="checkbox"/>
Name (specify)...	1	
b) Managed care: healthcare benefits: no transfer of risk	Yes <input checked="" type="checkbox"/>	No <input type="checkbox"/>
Name (specify)...	4	
c) Risk transfer arrangements during previous and current year	Yes <input checked="" type="checkbox"/>	No <input type="checkbox"/>
Name (specify)...	6	
d) Commercial re-insurance	Yes <input checked="" type="checkbox"/>	No <input type="checkbox"/>
Name (specify)...	1	
e) Administration agreements	Yes <input checked="" type="checkbox"/>	No <input type="checkbox"/>
Name (specify)...	1	
f) Brokerage agreements	Yes <input checked="" type="checkbox"/>	No <input type="checkbox"/>
g) Marketing / advertising agreements	Yes <input checked="" type="checkbox"/>	No <input type="checkbox"/>
Name (specify)...	2	
h) Investment managers	Yes <input checked="" type="checkbox"/>	No <input type="checkbox"/>
Name (specify)...	3	
i) Other	Yes <input checked="" type="checkbox"/>	No <input type="checkbox"/>
Name (specify)...	1	
Did the Scheme prepare consolidated annual financial statements?	Yes <input checked="" type="checkbox"/>	No <input type="checkbox"/>
Name of consolidated party (specify)...	2	

Please ensure that copies of all the parties consolidated annual financial statements are submitted to the Council for Medical Schemes.

Statutory Returns Portal - C...

Part 1 Part 2 Part 3 Part 4 Part 5 Part 6 Part 7 Part 8 Part 9 Part 10 Part 11

Part 9(a) Part 9(b)

PART 9(b): ASSETS HELD IN THE REPUBLIC IN TERMS OF REGULATION 30 IN CONJUNCTION WITH ANNEXURE B TO THE REGULATIONS

Name of the person/company/institution managing the investments	Total R
9.2.1 Managed by the scheme	0
9.2.2 Other (specify)...	0
9.2.3 Total net assets per Regulation 30	0



Financial information

Prior year adjustment

Statutory Returns Portal - C...

Home | Contact Us | Statutory Return | Print | Validate | Submit | Help | LogOut

Part 8 Part 9 Part 10 Part 11
Part 1 Part 2 Part 3 Part 4 Part 5 Part 6 Part 7

Part 7.1 Part 7.2 Part 7.3 Part 7.4 Part 7.5

PART 7.1: ACCUMULATED FUNDS

	Current year	Previous year
	R	R (LOCKED)
7.1.1 Balance at the beginning of the year	3,130,581,232	7,088,573,690
7.1.1.1 - As previously reported	7,241,870,791	1,142,952,366
7.1.1.2 - Prior year adjustment (including effect of first time adoption of IFRS)	815,040,092	(3,963,207,667)
7.1.2 Surplus/(Deficit) for the year	169,059,698	150,440,421
7.1.3 Transfer to/(from) accumulated funds	0	0
7.1.3.1 Due to amalgamation	60,000	0
7.1.3.2 - Due to re-measurement property, plant and equipment	70,000	0
7.1.3.3 - Other transfers	(130,000)	0
7.1.4 Other (specify)	(2,127,052,156)	2,856,660
7.1.5 Balance at the end of the year	1,172,588,774	7,241,870,791

Please provide the reasons for any prior year restatements/reclassifications: [Click here](#)



Part 4.7

Statutory Returns Portal - C...

Home | Contact Us | Statutory Return | Print | Validate | Submit | Help | LogOut

Part 8 | Part 9 | Part 10 | Part 11 | Part 1 | Part 2 | Part 3 | **Part 4** | Part 5 | Part 6 | Part 7

Part 4.1 | Part 4.2 | Part 4.3(a) | Part 4.3(b) | Part 4.4 | Part 4.5.1 | Part 4.5.2 | Part 4.6 | **Part 4.7** | Part 4.8 | Part 4.9 | Part 4.10 | Part 4.11.1 | Part 4.11.2 | Part 4.12 | Part 4.13 | Part 4.14 | Part 4.15(a) | Part 4.15(b) | Part 4.16.1 | Part 4.16.2 | Part 4.17 | Part 4.18 | Part 4.19 | Part 4.20 | Part 4.21 | Part 4.22 | Part 4.23 | Part 4.24 | Part 4.25 | Part 4.26

PART 4.7 OTHER NON-CURRENT LIABILITIES

	Total R
4.7.1 Other non current liabilities	1,474,490
4.7.1.1 Post retirement benefits	520,000
4.7.1.2 Other non-current liabilities (specify)	954,490
4.7.2 Less: Current portion included in current liabilities	(376,069)
4.7.2.1 Post retirement benefits	(20,000)
4.7.2.2 Other	(356,069)
4.7.3 Balances of group companies on consolidation	80,200
4.7.4 Less: Transfer of liability due to amalgamation during the year	0
4.7.5 Total other non-current liabilities	1,178,621

In respect of which employees are the post retirement benefits due? [Click here](#)



Part 4.26

http://cmsuat02/Returns/annual.aspx?ps=4&ds=3 Statutory Returns Portal - C...

4.3.102 - 30 days 300,000
4.3.103 - 60 days 60,000
4.3.104 - 90 days 200
4.3.105 - 120 days + 17
4.3.11 Provider balances 5,220,413
4.3.11.1 - Current 5,000,000
4.3.11.2 - 30 days 200,000
4.3.11.3 - 60 days 20,000
4.3.11.4 - 90 days 400
4.3.11.5 - 120 days + 13
4.3.12 Amounts owing by: 24,305,648
4.3.12.1 - Administrators 100,000
4.3.12.2 - Re-insurer (other than claim recoveries) 20,000
4.3.12.3 - Managed care organisations (other than claim recoveries) 18,273,486
4.3.12.4 - Brokers 5,902,104
4.3.12.5 - Other related parties (specify) 10,050
4.3.13 Annual Other - Windows Internet Explorer 5,811,591
4.3.14 (97,180,136)
4.3.15 100
4.3.16 0
4.3.17 679,542,728

Please supply a detailed list

Description	Relationship	Specify	Amount	
Principal Officer	Key management personnel	n/a	5,050	Delete
Marketing company	Other (specify)	Joint operation	5,000	Delete
	Associate	n/a	0	Save

Done

Click here
Click here
Click here
Click here
Click here
Click here

10:42 AM
2014/03/05

Other - Windows Internet Explorer

Please supply a detailed list

Description	Nature of related party relationship	Specify	Nature of transactions/ balances at year-end	Was the transaction/ balances at year-end at arms-length (Click for Yes)	Amount		
Marketing company	Marketing company	Other (specify)	Joint operation	Lifestyle programme	<input type="checkbox"/>	10,000	Delete
Marketing company	Marketing company	Other (specify)	Joint operation	Profits on lifestyle prod	<input type="checkbox"/>	5,000	Delete
Principal Officer	Principal Officer	Key management	n/a	Telephone account	<input checked="" type="checkbox"/>	5,050	Delete
Principal Officer - CEO	Principal Officer - CEO	Key management	n/a	Cell phone account	<input checked="" type="checkbox"/>	0,000	Delete
LMN (Pty) Ltd	Administrator	Significant influenc	n/a	Administration fees pay	<input checked="" type="checkbox"/>	188,529,398	Delete
Contributions debtor	Board of Trustees	Key management	n/a	Trustee contributions d	<input checked="" type="checkbox"/>	5,397	Delete
Savings plan liability	Board of Trustees	Key management	n/a	Savings plan liability	<input checked="" type="checkbox"/>	9,556	Delete
					<input type="checkbox"/>	0	Save

Done

STATEMENT OF FINANCIAL POSITION

4.26.2 Balances at year end (balance sheet) 188,574,401
4.26.2.1 Name of consolidated party (specify) 1,750,000

Reasons for transactions/ balances at year-end if not at arms-length: Click here

10:43 AM
2014/03/05



Part 6.1

Statutory Returns Portal - C...

http://cmsuat02>Returns/annual.aspx?p=6

6.1.1	Gross contributions	16,619,189,351	16,619,189,351
6.1.2	Less: Savings contributions	(3,615,556,366)	(3,615,556,366)
6.1.3	Risk contribution income	13,003,632,985	13,003,632,985
6.1.4	Relevant healthcare expenditure	(11,296,455,565)	(10,500,391,397)
6.1.4.1	Net claims incurred	(11,320,284,851)	(11,320,284,851)
6.1.4.2	Net income/(expense) on risk transfer arrangements	23,829,286	819,893,454
6.1.5	Gross healthcare result	1,707,177,420	2,503,241,588
6.1.6	Net income/(expense) on commercial reinsurance	19,527	19,527
6.1.7	Less: Managed care: management services	(419,763,072)	(419,763,072)
6.1.8.1	Less: Broker service fees	(404,562,667)	(404,562,667)
6.1.8.2	Less: Other distribution costs	(7,000)	(7,000)
6.1.9	Less: Administration expenses	(1,979,036,322)	(1,979,426,322)
6.1.10	Net impairment losses: Trade and other receivables	(16,327,046)	(16,327,046)
6.1.11	Net healthcare result	(1,112,499,160)	(316,824,992)
6.1.12	Net impairment losses: Other (specify)	(4,000)	(4,000)
6.1.13	Other investment income	335,049,973	335,049,973
6.1.14	Less: Investment management fees	(9,354,280)	(9,354,280)
6.1.15	Less: Operating expenses on rental of investment property	(5,000)	(5,000)
6.1.16	Other realised and unrealised gains/(losses)	135,708,107	135,708,107
6.1.17	Other income (specify)	822,230,896	822,230,896
6.1.18		12,823,986	
6.1.19		(1,000)	
6.1.20		(14,909,824)	
6.1.21		964,713,866	
6.1.22		20,000	
6.1.23		964,733,866	
6.1.24		(1,301,012,124)	
6.1.25		5,000,000	
6.1.26		(1,000,000)	
6.1.27		7,000,000	
6.1.28		(1,312,012,124)	
6.1.29		(336,278,258)	

Please supply a detailed list

Description	Current Year	Previous Year	
Forensic recoveries	25,000,000	0	Delete
Sundry Income	796,064,168	796,064,168	Delete
Test 1	28	28	Delete
Test 2	277,000	277,000	Delete
Test 3	700	700	Delete
Test 4	889,000	889,000	Delete
Test 5	0	25,000,000	Delete
	0	0	save

Click here

10:47 AM
2014/03/05



Part 9(a)

Council for Medical Schemes x

www.medicalschemes.com/Publications.aspx





Home About Us Consumer Assistance Links News Publications Videos

Council For Medical Schemes
To control and co-ordinate the functioning of medical schemes in a manner that is complementary with the national health policy

Guidelines and Manuals

Select Category: Industry Guidelines

Actions: Download selected Execute

Type	Description	Date	Size	Select
	JSE listed securities as at 31 December 2013: Classification for Annexure B purposes	18/02/2014	182 KB	<input type="checkbox"/>
	Categorisation of bonds listed on the Bond Exchange of South Africa as at 31 December 2013	18/02/2014	78 KB	<input type="checkbox"/>
	Guideline for the preparation of a business plan where a medical scheme is not meeting the statutory solvency requirements as per Regulation 29 of the Medical Schemes Act 131 of 1998, as amended	13/02/2014	841.5 KB	<input type="checkbox"/>
	Guideline for the preparation of a business plan pursuant to an application for the registration of a	13/02/2014	1.13	<input type="checkbox"/>

10:49 AM
2014/03/05

[illegible]



Part 9(a) - example

- Scheme A has invested in the following products:
 - Policy of insurance A (the policy proceeds are directly linked to the market value of the underlying assets)
 - Investment portfolio with asset manager ABC
 - Current account at FirstRand Bank Limited (to the value of R60 000)





Part 9(a) - example

Policy of insurance A consists out of the following assets:

- Money market instruments: ABSA R100 000
- Fixed deposit: Nedbank R100 000
- The following equity: R200 000
 - African Bank preference shares (ABLP) R100 000
 - African Oxygen Ltd shares (AFX) R100 000

The total market value of *Policy of insurance A* is R400 000.





Part 9(a) - example

The assets in the *Investment portfolio with asset manager ABC* are held in the scheme's name; the portfolio consists out of the following assets:

- Call account: ABSA R30 000
- Money market instruments: Nedbank R30 000
- The following equity: R60 000
 - African Bank ordinary shares (ABL) R30 000
 - African Oxygen Ltd shares (AFX) R30 000

The total market value of the investments is R120 000.





Part 9(a) - example

The total Regulation 30 assets is R580 000

- Policy of insurance A R400 000
- Investment portfolio R120 000
- Current account R60 000





Part 9(a)

Statutory Returns Portal - C...

Part 1 Part 2 Part 3 Part 4 Part 5 Part 6 Part 7
Part 8 Part 9 Part 10 Part 11

Part 9(a)

SUB-TOTAL: CATEGORY 6(a)(i)		0	0	0	0
6(a)(ii) POLICY PROCEEDS ARE DIRECTLY LINKED TO THE MARKET VALUE OF THE UNDERLYING ASSETS					
Per registered insurer - (specify)		400,000	0	0	400,000
SUB-TOTAL: CATEGORY 6(a)(ii)		400,000	0	0	400,000
SUB-TOTAL: CATEGORY 6(a)		400,000	0	0	400,000

6(b)

Please supply a detailed list

Description	Investments	Underlying assets of Policies of Insurance captured in Categories 4(a)(v), 6(a)(ii) and 6(b)	Underlying assets of Equity Unit Trusts or Pooled Equity Managed Funds captured in Category 4(a)(iv)	Total Annexure B Fair Value	
Policy of insurance A	400,000	0	0	400,000	Delete
	0	0	0	0	save

Done

85%

09:11 AM
2014/03/05



Part 9(a)

Statutory Returns Portal - C...

Part 1 Part 2 Part 3 Part 4 Part 5 Part 6 Part 7
Part 8 **Part 9** Part 10 Part 11

Part 9(a) Part 9(b)

		4(a)(v), 6(a)(ii) and 6(b)		Funds captured in Category 4(a)(iv)	
9.1	CATEGORY ONE - Deposits and balances in current and savings accounts, negotiable deposits, money market instruments, structured bank notes, margin deposits with SAFEX and collateralised deposits.				
1(a)(i)	BANKS with net qualifying capital and reserve funds > R5 billion				
	Per Bank - Name (specify)	120,000	200,000	0	320,000
	Other (specify)	0	0	0	0
	SUB TOTAL: Category 1(a)(i)	120,000	200,000	0	320,000

Other - Windows Internet Explorer

Please supply a detailed list. Please click on the (...) button and select the applicable bank institution (please note that only one institution can be selected at a time).

Description	Investments	Underlying assets of Policies of Insurance captured in Categories 4(a)(v), 6(a)(ii) and 6(b)	Underlying assets of Equity Unit Trusts or Pooled Equity Managed Funds captured in Category 4(a)(iv)	Total Annexure B Fair Value	
... FIRSTRAND BANK LIMITED	60,000	0	0	60,000	Delete
... ABSA BANK LIMITED	30,000	100,000	0	130,000	Delete
... NEDBANK LIMITED	30,000	100,000	0	130,000	Delete
...	0	0	0	0	Save

Done

09:14 AM
2014/03/05



Part 9(a)

Statutory Returns Portal - C...

Part 1 Part 2 Part 3 Part 4 Part 5 Part 6 Part 7
Part 8 Part 9 Part 10 Part 11

Part 9(a)

SUB - TOTAL: CATEGORY 4(a)(ii)(i)

4(a)(ii)(ii) Per Company with market capitalisation of between R5 billion and R50 billion

Per company - Name (specify)

60,000	200,000	0	260,000
--------	---------	---	---------

SUB - TOTAL: CATEGORY 4(a)(ii)(ii)

60,000	200,000	0	260,000
--------	---------	---	---------

4(a)(iii)(i) Other - Windows Internet Explorer

Please supply a detailed list. Please click on the (...) button and select the applicable institution (please note that only one institution can be selected at a time).

Description	Bank Code	Investments	Underlying assets of Policies of Insurance captured in Categories 4(a)(v), 6(a)(ii) and 6(b)	Underlying assets of Equity Unit Trusts or Pooled Equity Managed Funds captured in Category 4(a)(iv)	Total Annexure B Fair Value	
... African Bank	ABL	30,000	0	0	30,000	Delete
... African Bank	ABLP	0	100,000	0	100,000	Delete
... African Oxygen Ltd	AFX	30,000	100,000	0	130,000	Delete
...		0	0	0	0	Save

Done

4(a)(iv)(i) Per policy of insurance with diversified holdings across the component sectors of the JSE

Per policy of insurance - Name (specify)

0	0	0	0
---	---	---	---

SUB-TOTAL: CATEGORY 4(a)(v)(i)

0	0	0	0
---	---	---	---

4(a)(v)(ii) Per policy of insurance with holdings focused in the sub-sectors of the JSE

Per policy of insurance - Name (specify)

0	0	0	0
---	---	---	---

SUB-TOTAL: CATEGORY 4(a)(v)(ii)

0	0	0	0
---	---	---	---

09:17 AM
2014/03/05



Part 9(a)

Statutory Returns Portal - C...

Per asset class category - Name (specify)	0	0	0	0
SUB-TOTAL: CATEGORY 7(a)(ii)	0	0	0	0
7(a)(iii) OTHER ASSETS				
Per asset - Name (specify)	0	0	0	0
PROPERTY, PLANT AND EQUIPMENT: Computer Equipment and Software	0	0	0	0
PROPERTY, PLANT AND EQUIPMENT: Furniture and Fittings	0	0	0	0
PROPERTY, PLANT AND EQUIPMENT: Motor Vehicles	0	0	0	0
PROPERTY, PLANT AND EQUIPMENT: Other	0	0	0	0
SUB-TOTAL: OTHER ASSETS 7(a)(iii)	0	0	0	0
SUB-TOTAL: CATEGORY 7(a)	0	0	0	0
7(b) TERRITORIES OUTSIDE THE REPUBLIC				
Per Foreign institution - Name (specify)	0	0	0	0
SUB-TOTAL: CATEGORY 7(b)	0	0	0	0
9.8 LESS: ASSETS ENCUMBERED	0	0	0	0
9.9 TOTAL NET ASSETS PER REGULATION 30	580,000	400,000	0	580,000
9.10 ASSETS ENCUMBERED	0	0	0	0
9.11 INTANGIBLE ASSETS	0	0	0	0
9.12 TRADE AND OTHER RECEIVABLES	0	0	0	0
9.13 LESS: TRANSFER OF ASSETS DUE TO AMALGAMATION DURING THE YEAR	0	0	0	0
9.14 TOTAL ASSETS	580,000	0	0	580,000

The following non-compliance with Section 35(8) occurred:

The following non-compliance with the limitations imposed by Annexure B to Regulation 30 occurred:

09:21 AM
2014/03/05

Examples contained in the Help File

- Part 4.18: Help file page 94 – 98
- Part 4.26: Help file page 112 – 114
- Part 9A: Help file page 135 - 139



Questions



Medical Scheme:
Ref No.:
Quarter Period End:



**QUARTERLY STATUTORY RETURN IN TERMS OF SECTION
37 OF THE MEDICAL SCHEMES ACT 131 OF 1998**

**Medical Scheme:
Quarter Period End:**

Medical Scheme:
Ref No.:
Financial Year End:



PART 1.1 DETAILS OF MEDICAL SCHEME AND CERTIFICATION OF RETURN

Name of Medical Scheme:	
Type of Scheme:	
Type of Administration:	
Change in Administrator:	<input type="checkbox"/> Yes <input type="checkbox"/> No
Previous Administrator:	
Change in Administrator effective from:	dd/mm/yyyy
Amalgamated:	<input type="checkbox"/> Yes <input type="checkbox"/> No
Medical Scheme Amalgamated with:	
Amalgamation Effective From:	dd/mm/yyyy
Liquidated:	<input type="checkbox"/> Yes <input type="checkbox"/> No
Liquidation Effective From:	dd/mm/yyyy
Under Curatorship:	<input type="checkbox"/> Yes <input type="checkbox"/> No
Curatorship Effective From:	dd/mm/yyyy
Name Change:	<input type="checkbox"/> Yes <input type="checkbox"/> No
Previous Name:	
Name Change Effective From:	dd/mm/yyyy
Financial Period End:	31 March 2014
Ref No.:	
1. Initials and Surname of Principal Officer:	
1.1 Postal Address:	
1.2 Telephone Number:	
1.3 Cell Phone Number:	
1.4 Fax:	
1.5 Email Address:	
2. Initials and Surname of Chairperson:	
2.1 Postal Address:	
2.2 Telephone Number:	
2.3 Cell Phone Number:	
2.4 Fax:	
2.5 Email Address:	
3. Initials and Surname of Trustee Signatory:	
3.1 Postal Address:	
3.2 Telephone Number:	
3.3 Cell Phone Number:	

Initials of Principal Officer: _____

Medical Scheme:
Ref No.:
Financial Year End:



3.4 Fax:	
3.5 Email Address:	
4. Registered Office of the Medical Scheme in the RSA (Physical Address):	
4.1 Postal Address:	
4.2 Telephone Number:	
4.3 Fax:	
4.4 Website Address:	
4.5 Email Address:	
5. Name of Administrator:	
5.1 Postal Address:	
5.2 Telephone Number:	
5.3 Fax:	
5.4 Website Address:	
5.5 Email Address:	
5a. Name of Administrators' CEO:	
5a.1 Postal Address:	
5a.2 Telephone Number:	
5a.3 Fax:	
5a.4 Email Address:	
6. Name of Co- Administrator:	
6.1 Postal Address:	
6.2 Telephone Number:	
6.3 Fax:	
6.4 Website Address:	
6.5 Email Address:	
6a. Name of Co- Administrators' CEO:	
6a.1 Postal Address:	
6a.2 Telephone Number:	
6a.3 Fax:	
6a.4 Email Address:	
7. Person (Fund manager) Responsible for the Medical Scheme:	
7.1 Telephone Number:	
7.2 Cell phone Number:	
7.3 Fax:	
7.4 Email Address:	
8. Name of Person Responsible for the Completion of the Return:	

Initials of Principal Officer: _____

Medical Scheme:
Ref No.:
Financial Year End:



8.1 Telephone Number:	
8.2 Cell phone Number:	
8.3 Fax:	
8.4 Email Address:	
9.1 Auditors:	
9.1.1 Name of Audit Firm(s):	
9.1.2 Initials and Surname of the Responsible Partner(s):	
9.1.3 Telephone Number:	
9.1.4 Cell phone Number:	
9.1.5 Fax:	
9.1.6 Email Address:	
9.2 Auditors:	
9.2.1 Name of Audit Firm(s):	
9.2.2 Initials and Surname of the Responsible Partner(s):	
9.2.3 Telephone Number:	
9.2.4 Cell phone Number:	
9.2.5 Fax:	
9.2.6 Email Address:	
10. Initials and Surname of the Liquidator :	
10.1 Telephone Number:	
10.2 Cell phone Number:	
10.3 Fax:	
10.4 Email Address:	
11. Initials and Surname of the Curator:	
11.1 Telephone Number:	
11.2 Cell phone Number:	
11.3 Fax:	
11.4 Email Address:	

WE (I – If Curator), THE UNDERSIGNED, CERTIFY THAT, TO THE BEST OF OUR KNOWLEDGE, THE PARTICULARS CONTAINED IN THIS RETURN ARE EXTRACTED FROM THE BOOKS, RECORDS AND RECONCILE TO THE FINANCIAL STATEMENTS/MANAGEMENT ACCOUNTS OF THE SCHEME AND THAT THE INFORMATION IS CORRECT.

Principal Officer (Curator):	
Signature:
Date:	
Chairperson:	

Initials of Principal Officer: _____

Medical Scheme:
Ref No.:
Financial Year End:



Signature:
Date:	
Trustee Signatory:	
Signature:
Date:	

Blank document

Initials of Principal Officer: _____

Medical Scheme:
Ref No.:
Financial Year End:



PART 1.2 BENEFIT OPTION(S)

No of benefit option(s) reported on:	
List benefit options by name:	

Blank document

Initials of Principal Officer: _____

Medical Scheme:
Ref No.:
Financial Year End:



PART 1.3

BOARD OF TRUSTEE MEMBERS AT THE END OF THE QUARTER

No of board of trustee members:	
List board of trustees by name:	

Blank document

Initials of Principal Officer: _____

Medical Scheme:
Ref No.:
Financial Year End:



PART 2.1 MEMBERSHIP AT THE END OF THE QUARTER

	Benefit Options	Members	Adult Dependants	Child Dependants	Beneficiaries
2.1.1.1					
2.1.1.2					
2.1.2	Consolidated Total				

Please provide the reasons, should the members and/or adult and/or child dependants be zero for any option:

Please provide the reasons, and actions to be taken, should the principal members be less than 6 000 members:

Initials of Principal Officer: _____



PART 2.2

AGE ANALYSIS OF BENEFICIARIES AS AT THE END OF THE QUARTER

		Consolidated Total		Benefit Options Total	
		Male	Female	Male	Female
2.2.1	Less than one year				
2.2.2	1-4 years				
2.2.3	5-9 years				
2.2.4	10-14 years				
2.2.5	15-19 years				
2.2.6	20-24 years				
2.2.7	25-29 years				
2.2.8	30-34 years				
2.2.9	35-39 years				
2.2.10	40-44 years				
2.2.11	45-49 years				
2.2.12	50-54 years				
2.2.13	55-59 years				
2.2.14	60-64 years				
2.2.15	65-69 years				
2.2.16	70-74 years				
2.2.17	75-79 years				
2.2.18	80-84 years				
2.2.19	85 years +				
2.2.20	Total				
	CUMULATIVE TOTAL				
	65 years + ratio		%		%
	Average age per beneficiary				

Please provide the reasons, should the total males or females be zero for any option:

Medical Scheme:
Ref No.:
Financial Year End:



PART 2.3 MEMBER MOVEMENT FOR THE QUARTER

		Number of new members transferring from other schemes	Number of new members not transferring from other schemes	Number of new dependants transferring from other schemes	Number of new dependants not transferring from other schemes	Number of members leaving the scheme	Number of dependants leaving the scheme
2.3.1	First Quarter						
2.3.2	Second Quarter						
2.3.3	Third Quarter						
2.3.4	Fourth Quarter						

Initials of Principal Officer: _____

Medical Scheme:
Ref No.:
Financial Year End:



PART 2.4

WAITING PERIODS APPLIED DURING THE CURRENT QUARTER

		Number of new beneficiaries to whom general waiting periods were imposed		Number of new beneficiaries to whom pre-existing condition exclusions were imposed		Number of new beneficiaries to whom late joiner penalties were imposed	
		New beneficiaries	Transferred beneficiaries	New beneficiaries	Transferred beneficiaries	New beneficiaries	Transferred beneficiaries
2.4.1	Less than one year						
2.4.2	1-4 years						
2.4.3	5-9 years						
2.4.4	10-14 years						
2.4.5	15-19 years						
2.4.6	20-24 years						
2.4.7	25-29 years						
2.4.8	30-34 years						
2.4.9	35-39 years						
2.4.10	40-44 years						
2.4.11	45-49 years						
2.4.12	50-54 years						
2.4.13	55-59 years						
2.4.14	60-64 years						
2.4.15	65-69 years						
2.4.16	70-74 years						
2.4.17	75-79 years						
2.4.18	80-84 years						
2.4.19	85 years +						
2.4.20	Total						

Please provide reasons why no general waiting periods were imposed:

Please provide reasons why no pre-existing condition exclusions were imposed:

Please provide reasons why no late joiner penalties were imposed:

Initials of Principal Officer: _____

Medical Scheme:
Ref No.:
Financial Year End:



PART 2.5

NUMBER OF REGISTERED MEMBERS AND DEPENDANTS AT THE END OF EACH MONTH

		Members	Adult Dependants	Child Dependants	Beneficiaries	Dependant Ratio
2.5.1	January					
2.5.2	February					
2.5.3	March	Part 2.1.2 - Consolidated total of Members Quarter 1	Part 2.1.2 - Consolidated total of Adult Dependents Quarter 1	Part 2.1.2 - Consolidated total of Child Dependents Quarter 1		
2.5.4	April					
2.5.5	May					
2.5.6	June	Part 2.1.2 - Consolidated total of Members Quarter 2	Part 2.1.2 - Consolidated total of Adult Dependents Quarter 2	Part 2.1.2 - Consolidated total of Child Dependents Quarter 2		
2.5.7	July					
2.5.8	August					
2.5.9	September	Part 2.1.2 - Consolidated total of Members Quarter 3	Part 2.1.2 - Consolidated total of Adult Dependents Quarter 3	Part 2.1.2 - Consolidated total of Child Dependents Quarter 3		
2.5.10	October					
2.5.11	November					
2.5.12	December	Part 2.1.2 - Consolidated total of Members Quarter 4	Part 2.1.2 - Consolidated total of Adult Dependents Quarter 4	Part 2.1.2 - Consolidated total of Child Dependents Quarter 4		
2.2.13	Total					
2.2.14	Average					

Please provide the reasons, should the members and/or adult and/or child dependants be zero in any month:

Initials of Principal Officer: _____

Medical Scheme:
Ref No.:
Financial Year End:



PART 2.6 DISTRIBUTION OF MEMBERSHIP AT THE END OF THE QUARTER PERIOD

	Consolidated	Members	Adult Dependants	Child Dependants	Beneficiaries
2.6.1	Gauteng				
2.6.2	Limpopo				
2.6.3	Mpumalanga				
2.6.4	North West				
2.6.5	Free State				
2.6.6	Kwa-Zulu Natal				
2.6.7	Western Cape				
2.6.8	Eastern Cape				
2.6.9	Northern Cape				
2.6.10	Outside the Republic				
2.6.11	Consolidated Total				

Please indicate how the scheme is collecting the data for this part:			
	Members	Adult Dependants	Child Dependants
Private Postal Address	<input type="checkbox"/> Yes	<input type="checkbox"/> Yes	<input type="checkbox"/> Yes
Business Postal Address	<input type="checkbox"/> Yes	<input type="checkbox"/> Yes	<input type="checkbox"/> Yes
Employer (Pay Point)	<input type="checkbox"/> Yes	<input type="checkbox"/> Yes	<input type="checkbox"/> Yes
Other (specify)			

Initials of Principal Officer: _____

Medical Scheme:
Ref No.:
Financial Year End:



PART 3 NOTES TO THE FINANCIAL STATEMENTS

	Investment classes per Annexure B	Previous Quarter	Current Quarter
		R	R
3.1.1	Deposits and balances in current and savings accounts, negotiable deposits, money market instruments, structured bank notes, margin deposits with SAFEX and collateralised deposits.		
3.1.1.1	<i>Inside the Republic</i>		
3.1.1.1.1	Registered banks with net qualifying capital and reserve funds > R5 billion (specify)		
3.1.1.1.2	Registered banks with net qualifying capital and reserve funds > R100 billion (specify)		
3.1.1.1.3	Other (specify)		
3.1.1.2	<i>Territories outside the Republic</i>		
3.1.2	Bills, bonds and securities issued or guaranteed by and loans to or guaranteed by.		
3.1.2.1	<i>Inside the Republic</i>		
3.1.2.1.1	Instruments guaranteed by the government of the RSA		
3.1.2.1.2	Local Authorities authorised by law to levy rates upon immovable property		
3.1.2.1.3	Development Bank		
3.1.2.1.4	Industrial Development Corporation (IDC)		
3.1.2.1.5	Infrastructure Finance Corporation Limited (INCA)		
3.1.2.1.6	Land and Agricultural Bank		
3.1.2.1.7	Trans-Caledonian Tunnel Authority (TCTA)		
3.1.2.1.8	SA Roads Board		
3.1.2.1.9	ESKOM		
3.1.2.1.10	Transnet		
3.1.2.1.11	Per registered bank > R5 billion (specify)		
3.1.2.1.12	Per registered bank > R100 million (specify)		
3.1.2.1.13	Per other approved by Registrar institution not included in above categories - Other (specify)		
3.1.2.2	<i>Territories outside the Republic</i>		
3.1.3	Immovable property, units in unit trust schemes in property shares, shares & loans to & debentures in property companies.		
3.1.3.1	<i>Inside the Republic (specify per property)</i>		
3.1.3.2	<i>Territories outside the Republic</i>		
3.1.4	Shares, convertible debentures, exchange traded funds, units in equity unit trust schemes and equity linked policies of insurance.		
3.1.4.1	<i>Inside the Republic</i>		
3.1.4.1.1	Unlisted shares, unlisted debentures and shares listed in the Development Capital and Venture Capital sectors of the JSE.		
3.1.4.1.2	Shares and convertible debentures listed on the JSE (other than Development Capital Sector)		
3.1.4.1.2.1	Per Company with market capitalisation of more than R50 billion		
3.1.4.1.2.2	Per Company with market capitalisation of between R5 billion and R50 billion		
3.1.4.1.2.3	Per Company with market capitalisation of less than R5 billion		
3.1.4.1.3	Exchange traded funds traded on the JSE:		
3.1.4.1.3.1	Per fund with diversified holdings across the component sectors of the JSE		
3.1.4.1.3.2	Per fund with holdings focused in sub-sectors of the JSE		
3.1.4.1.4	Units in equity unit trusts or pooled equity managed funds:		
3.1.4.1.4.1	Per unit trust with diversified holdings across the component sectors of the JSE		
3.1.4.1.4.2	Per fund with holdings focused in sub-sectors of the JSE		
3.1.4.1.5	Policies of insurance linked to the performance of underlying equities or equity indices:		
3.1.4.1.5.1	Per policy of insurance with diversified holdings across the component sectors of the JSE		
3.1.4.1.5.2	Per policy of insurance with holdings focused in sub-sectors of the JSE		
3.1.4.2	<i>Territories outside the Republic</i>		

Initials of Principal Officer: _____

Medical Scheme:
Ref No.:
Financial Year End:



	Investment classes per Annexure B	Previous Quarter	Current Quarter
		R	R
3.1.5	Listed and unlisted debentures		
3.1.5.1	<i>Inside the Republic</i>		
3.1.5.2	<i>Territories outside the Republic</i>		
3.1.6	Policies of insurance		
3.1.6.1	Policies of insurance where the policy proceeds are not directly linked to the market value of the underlying assets		
3.1.6.2	Policies of insurance where policy proceeds are directly linked to the market value of the underlying assets (specify per insurer)		
3.1.7	Other assets not referred to elsewhere in this section		
3.1.7.1	Other assets inside the Republic (specify)		
3.1.7.2	Derivatives (inside the Republic) (specify):		
3.1.7.3	Other assets in territories outside the Republic		
3.1.8	Transfer of assets due to amalgamation		
3.1.9	Total investments		
3.1.10	Outstanding cheques		
3.1.11	Total investments for purposes of Annexure B		

Initials of Principal Officer: _____

Medical Scheme:
Ref No.:
Financial Year End:



PART 3.2 TRADE AND OTHER RECEIVABLES

		Previous Quarter R	Current Quarter R
3.2.1	<i>Contributions outstanding:</i>		
3.2.1.1	- current		
3.2.1.2	- 30 days		
3.2.1.3	- 60 days		
3.2.1.4	- 90 days		
3.2.1.5	- 120 days +		
3.2.2	<i>Recoveries from members for payments paid and payable (except for contributions, loans and personal medical savings account advances)</i>		
3.2.2.1	- current		
3.2.2.2	- 30 days		
3.2.2.3	- 60 days		
3.2.2.4	- 90 days		
3.2.2.5	- 120 days +		
3.2.3	<i>Personal medical savings account advances</i>		
3.2.3.1	- current		
3.2.3.2	- 30 days		
3.2.3.3	- 60 days		
3.2.3.4	- 90 days		
3.2.3.5	- 120 days +		
3.2.4	<i>Risk transfer arrangements</i>		
3.2.4.1	<i>Commercial reinsurance contracts</i>		
3.2.4.1.1	Share of outstanding claims provision		
3.2.4.1.2	Share of claims reported not yet paid		
3.2.4.1.3	Less: Provision for impaired losses at quarter end		
3.2.4.2	<i>Other risk transfer arrangements</i>		
3.2.4.2.1	Share of outstanding claims provision		
3.2.4.2.2	Share of claims reported not yet paid		
3.2.4.2.3	Less: Provision for impaired losses at quarter end		
3.2.5	Prepaid expenses on risk transfer arrangements		
3.2.6	Prepaid expenses on managed care arrangements		
3.2.7	Prepaid expenses		
3.2.8	Loans to members		
3.2.8.1	Loans to members – Capital		
3.2.8.2	Loans to members – Interest		
3.2.9	Accrued interest		
3.2.10	Member balances		
3.2.11	Provider balances		
3.2.12	<i>Amounts owing by:</i>		
3.2.12.1	- Administrators		
3.2.12.2	- Reinsurer (other than claim recoveries)		
3.2.12.3	- Managed care organisations (other than claim recoveries)		
3.2.12.4	- Brokers		
3.2.12.5	- Other related parties (specify)		
3.2.13	Sundry debtors (specify)		
3.2.14	Personal medical savings account debtors (specify)		
3.2.15	Less: Provision for impaired losses at quarter end (excluding risk transfer arrangements)		
3.2.16	Trade and other receivables of group companies on consolidation		
3.2.17	Transfer of assets due to amalgamation during the year		
3.2.18	Total trade and other receivables		

Please indicate whether the scheme has any agreements in place with employers / members to pay their contributions after 3 days of it becoming due:

Initials of Principal Officer: _____

Medical Scheme:
Ref No.:
Financial Year End:



Please indicate the remedial actions taken by the scheme where contributions were received after three days of it becoming due:
What is the nature of/reasons for the amount owed by the administrator?
What is the nature of/reasons for the amount owed by reinsurers (other than claims recoveries)?
What is the nature of/reasons for the amount owed by managed care organisations (other than claims recoveries)?
What is the nature of/reasons for the amount owed by brokers?
What is the nature of/reasons for the amount owed by other related parties?
Please provide reasons why recoveries older than 120 days are more than 80% of total recoveries:
Please provide reasons for credit balances:
Please provide reasons why debtors older than 120 days has not been fully provided for:

Initials of Principal Officer: _____

Medical Scheme:
Ref No.:
Financial Year End:



PART 3.3 TRADE AND OTHER PAYABLES

		Previous Quarter R	Current Quarter R
3.3.1	<i>Reported claims not yet paid</i>		
3.3.1.1	Reported claims not yet paid –due to members (including outstanding cheques)		
3.3.1.1	Reported claims not yet paid –due to providers (including outstanding cheques)		
3.3.2.1	Stale cheques for claims expenses		
3.3.2.2	Stale cheques for expenses other than claims		
3.3.3	Net contributions received in advance		
3.3.4	<i>Payments received in advance under risk transfer arrangements</i>		
3.3.4.1	Payments received in advance under commercial reinsurance contracts		
3.3.4.2	Payments received in advance under other risk transfer arrangements		
3.3.5	Bank overdraft (current account)		
3.3.6	<i>Amounts owing to:</i>		
3.3.6.1	- Administrator		
3.3.6.2	- Reinsurer		
3.3.6.3	- Brokers		
3.3.6.4	- Managed care organisations		
3.3.6.5	- Other related parties (specify)		
3.3.7	Current portion of non-current borrowings and other non-current liabilities		
3.3.8	Amounts owing to members (excluding reported claims not yet paid –due to members)		
3.3.9	Unallocated deposits		
3.3.9.1	Unallocated deposits - current		
3.3.9.2	Unallocated deposits > 30 days		
3.3.10	Post retirement benefits		
3.3.11	Other payables & accrued expenses (specify)		
3.3.12	Personal medical savings account creditors (specify)		
3.3.13	Balances of group companies on consolidation		
3.3.14	Transfer of liability due to amalgamation during the year		
3.3.15	Total trade and other payables		

What is the nature of/the reasons for the amount owed to the administrator? The amount owed is larger than the average fee per month.
What is the nature of/the reasons for the amount owed to brokers? The amount owed is larger than the average fee per month.
What is the nature of/the reasons for the amount owed to managed care organisations? The amount owed is larger than the average fee per month.
What is the nature of/the reasons for the unallocated deposits? The amount owed is larger than the average gross contributions per month.
In respect of which employees are the post retirement benefits due?
Please indicate whether the scheme obtained approval from Council to directly or indirectly borrow money,

Initials of Principal Officer: _____

Medical Scheme:
Ref No.:
Financial Year End:



as is required by section 35(6)(c) of the Medical Schemes Act:
Please provide reasons for unallocated deposits older than 30 days:
Please indicate nature of amounts owing to members :
Please provide reasons for debit balances:

Blank document

Initials of Principal Officer: _____

Medical Scheme:
Ref No.:
Financial Year End:



PART 3.4 MANAGED CARE: MANAGEMENT SERVICES

		Current Quarter		
		Self/3 rd Party Administrator	Other Third Parties per contract	Total
		R	R	R
3.4.1	Chronic medication management services			
3.4.2	Claims management services			
3.4.3	Clinical risk management services			
3.4.4	Contracted network primary health care and specialist services			
3.4.5	Dental management services			
3.4.6	Development of clinical protocols and funding policies for new and existing medicines, treatments and technologies			
3.4.7	Development, implementation and management of agreements with provider networks and providers, including management of professional risk expenditure			
3.4.8	Disease management services			
3.4.9	Drug utilisation management services			
3.4.10	HIV AIDS disease management services			
3.4.11	Hospital management services			
3.4.12	Oncology benefit management services			
3.4.13	Optometry management services			
3.4.14	Pathology benefit management services			
3.4.15	Pharmaceutical benefit management services			
3.4.16	Provider network management services			
3.4.17	Psychiatric and psychology benefit management services			
3.4.18	Radiology management services			
3.4.19	Respiratory benefit management services			
3.4.20	Service provider negotiations and management			
3.4.21	Other (specify)			
3.4.22	Total managed care: management services			

Why is the amount paid not split between the different services provided?

Initials of Principal Officer: _____



PART 3.5.1

NETT (INCOME)/EXPENSES FROM OTHER RISK TRANSFER ARRANGEMENTS (EXCLUDING COMMERCIAL REINSURANCE CONTRACTS)

		Current Quarter	
		Consolidated total	Per contract
		R	R
3.5.1.1	Premiums/fees paid (capitation fee)		
3.5.1.2	Less: Claims recoveries in respect of related risk transfer arrangements		
3.5.1.3	Other (specify)		
3.5.1.4	Nett (income)/expenses from other risk transfer arrangements		

Please provide the basis for the calculation of the estimated claims recoveries in respect of related risk transfer arrangements per contract:

Please provide reasons for no claim recoveries (per contract):

Medical Scheme:
Ref No.:
Financial Year End:



PART 3.5.2

NETT INCOME/(EXPENSES) FROM RISK TRANSFER ARRANGEMENTS: COMMERCIAL REINSURANCE CONTRACTS

		Consolidated total	Per contract
		R	R
3.5.2.1	Reinsurance premiums paid		
3.5.2.2	Less: Reinsurance claims recovered		
3.5.2.3	Less: Provision for reinsurance claims recovered		
3.5.2.4	Profit/(Loss) on reinsurance arrangements		
3.5.2.5	Commissions on reinsurance agreements		
3.5.2.6	Discounts received		
3.5.2.7	Nett income/(expense) from commercial reinsurance		

Initials of Principal Officer: _____

Medical Scheme:
Ref No.:
Financial Year End:



PART 3.6 ADMINISTRATION EXPENSES

		Year to Date	Current Quarter
		R	R
3.6.1	Actuarial fees		
3.6.2	Administration fees:		
3.6.2.1	- Fees paid to the administrator		
3.6.2.2	- Indirect fees paid to the administrator		
3.6.3	Advertising		
3.6.4	Annual general meeting costs		
3.6.5	Association fees		
3.6.6	Audit expenses:		
3.6.6.1	- Audit services		
3.6.6.2	- Audit expenses		
3.6.6.3	- Audit committees		
3.6.6.4	- Over/(under) provision of prior year's audit fees		
3.6.6.5	- Other non-audit expenses (specify)		
3.6.7	Bank charges		
3.6.8	Call centre fees		
3.6.9	Co-administration fees paid for ongoing services provided by third parties		
3.6.10	Computer expenses		
3.6.11	Consultancy fees (not the contracted administrator)		
3.6.12	Council for Medical Schemes expenses		
3.6.13	Debt collection fees		
3.6.14	Depreciation		
3.6.15	Electronic checking fees		
3.6.16	Entertainment		
3.6.17	Fidelity guarantee insurance premiums		
3.6.18	Insurance fees		
3.6.19	Internal audit fees		
3.6.20	Investigation fees		
3.6.21	Legal fees		
3.6.22	Marketing expenses		
3.6.23	MVA administration fees		
3.6.24	Operating leases and other rentals (incl. property rentals)		
3.6.25	Other levies		
3.6.26	Penalties (including CMS penalties)		
3.6.27	Pharmacy administration fees		
3.6.28	Principal Officer fees and remuneration		
3.6.29	Principal Officer other considerations		
3.6.30	Printing and stationery		
3.6.31	Professional fees		
3.6.32	Professional indemnity insurance premiums		
3.6.33	Repairs and maintenance		
3.6.34	Staff remuneration		
3.6.35	Telephone, postage and fax		
3.6.36	Travel, accommodation and conferences		
3.6.37	Trustee remuneration and considerations		
3.6.38	Water and electricity		
3.6.39	Other administration expenses (specify)		
3.6.40	Less: Administration expenses recoverable from savings plan accounts		
3.6.41	Total administration expenses		

Kindly provide the reasons why no fidelity or professional indemnity insurance was accounted for in the current year?

Kindly provide information on the nature of the co-administration services rendered to the scheme, including the name of the provider:

Initials of Principal Officer: _____

Medical Scheme:
Ref No.:
Financial Year End:



PART 3.7 OTHER REALISED AND UNREALISED GAINS/(LOSSES)

		Year to Date	Current Quarter
		R	R
3.7.1	Profit/(loss) on disposal of property, plant and equipment		
3.7.2	Profit/(loss) on disposal of investment property		
3.7.3	Realised gains/(losses) on disposal of available-for-sale investments		
3.7.4	Unrealised gains/(losses) on revaluation of investment property		
3.7.5	Net gains/(losses) on revaluation of investments carried at fair value through the income statement		
3.7.6	Other (specify)		
3.7.7	Total realised and unrealised gains/(losses)		

Initials of Principal Officer: _____

Medical Scheme:
Ref No.:
Financial Year End:



PART 3.8
GUARANTEES AND SURETYSHIP FOR THIRD PARTY
LIABILITIES (INCLUDING CONTINGENT LIABILITIES) AT THE
END OF THE QUARTER PERIOD

		Guarantees	Suretyships	Encumbered Assets	Other
		R	R	R	R
3.8.1	To whom				
3.8.2	Total				

Were the guarantees, suretyship for third party liabilities or encumbered assets approved by Council?

Initials of Principal Officer: _____



PART 3.9 RELATED PARTY TRANSACTIONS: YEAR TO DATE

		Name	Nature of related party relationship		Nature of transactions / balances	Was the transaction/ balances at arm's-length	Amount
						(Y/N)	R
3.9.1	Transactions for the year (income statement)		Nature of relationship	Specify			
3.9.1.1	Trustee remuneration & considerations	Board of Trustees	Key management personnel				3.6.37 - Year to date - Trustee remuneration and considerations
3.9.1.2	Principal Officer remuneration & considerations	Principal Officer	Key management personnel				3.6.28 - Year to date - Principal Officer fees and remuneration + 3.6.29 Year to date Principal Officer other considerations
3.9.1.3	Name of Consolidated Party (specify)		Nature of relationship	Specify			
3.9.2	Balances at quarter end (balance sheet)		Nature of relationship	Specify			
	3.2.12.5 - Other related parties (specify) - Description	3.2.12.5 - Other related parties (specify) - Description	3.2.12.5 - Other related parties (specify) - Relationship				3.2.12.5 - Other related parties (specify) - Amount
	3.3.6.5 - Other related parties (specify) - Description	3.3.6.5 - Other related parties (specify) - Description	3.3.6.5 - Other related parties (specify) - Relationship				3.3.6.5 - Other related parties (specify) - Amount

Initials of Principal Officer: _____

Medical Scheme:
Ref No.:
Financial Year End:



3.9.2.1	Name of Consolidated Party (specify)		Nature of relationship	Specify			

Please provide the reasons for the transactions during the quarter /balances not at arm's-length:

Initials of Principal Officer: _____

Medical Scheme:
Ref No.:
Financial Year End:



PART 3.10 SURPLUS/(DEFICIT) PER BENEFIT OPTION ACTUALS

		Consolidated Total		Other		Benefit Options	
		Year to Date	Current Quarter	Year to date	Current Quarter	Year to date	Current Quarter
		R	R	R	R	R	R
3.10.1	Gross contributions						
3.10.2	Less: Savings contributions						
3.10.3	<i>Risk contribution income</i>						
3.10.4	<i>Gross claims paid and reported in respect of risk carried by the scheme (including claims incurred in respect of commercial reinsurance contracts)</i>						
3.10.4.1	- Direct benefits for the period						
3.10.4.2	- Direct benefits for the previous financial year						
3.10.4.3	- Direct benefits reported not yet paid						
3.10.4.4	- Managed care: healthcare benefits for the period (no transfer of risk)						
3.10.4.5	- Managed care: healthcare benefits for the previous financial year (no transfer of risk)						
3.10.4.6	- Managed care: healthcare benefits reported not yet paid (no transfer of risk)						
3.10.4.5	- Services provided to members in own facilities						
3.10.5	Less: Savings plan claims paid						
3.10.6	Less: Discount received on claims						
3.10.7	Less: Claims recoveries from third parties						
3.10.8	<i>Nett actual claims paid and reported in respect of risk carried by the scheme (including claims incurred in respect of commercial reinsurance contracts)</i>						
3.10.9	Provision for outstanding claims at the end of the period						
3.10.10	Less: Provision for outstanding claims at end of the previous period	2013 Annual Return - part					

Initials of Principal Officer: _____



PART 3.10 SURPLUS/(DEFICIT) PER BENEFIT OPTION ACTUALS

		Consolidated Total		Other		Benefit Options	
		Year to Date	Current Quarter	Year to date	Current Quarter	Year to date	Current Quarter
		4.9.8 Columns B (Outstanding claims provision not covered by risk transfer arrangements) and C (Outstanding claims provision covered by commercial reinsurance)					
3.10.11	Nett claims incurred in respect of risk carried by the scheme (including claims incurred in respect of commercial reinsurance contracts)						
3.10.12	Gross claims paid and reported in respect of related risk transfer arrangements (excluding claims incurred in respect of commercial reinsurance contracts)						
3.10.12.1	- Direct benefits for the period						
3.10.12.2	- Direct benefits for the previous financial year						
3.10.12.3	- Direct benefits reported not yet paid						
3.10.13	Nett actual claims paid and reported in respect of related risk transfer arrangements (excluding claims incurred in respect of commercial reinsurance contracts)						



PART 3.10 SURPLUS/(DEFICIT) PER BENEFIT OPTION ACTUALS

		Consolidated Total		Other		Benefit Options	
		Year to Date	Current Quarter	Year to date	Current Quarter	Year to date	Current Quarter
3.10.14	Provision for outstanding claims at the end of the period						
3.10.15	Less: Provision for outstanding claims at end of the previous period	2013 Annual Return - part 4.9.8 Column D (Outstanding claims provision covered by risk transfer arrangements)					
3.10.16	<i>Nett claims incurred in respect of related risk transfer arrangements (excluding claims incurred in respect of commercial reinsurance contracts)</i>						
3.10.17	Nett (income)/expense on other risk transfer arrangements						
3.10.17.1	Premiums/ fees paid (Capitation fees)						
3.10.17.2	Less: Estimated claims recoveries						
3.10.17.3	Other						
3.10.18	<i>Total nett claims incurred in respect of related risk transfer arrangements (excluding claims incurred in respect of commercial reinsurance contracts)</i>						
3.10.19	<i>Relevant healthcare expenditure</i>						
3.10.20	Gross healthcare result						
3.10.21	Nett income/(expense) on commercial reinsurance contracts						
3.10.22	Less: Managed care: management						

Medical Scheme:
Ref No.:
Financial Year End:



PART 3.10 SURPLUS/(DEFICIT) PER BENEFIT OPTION ACTUALS

		Consolidated Total		Other		Benefit Options	
		Year to Date	Current Quarter	Year to date	Current Quarter	Year to date	Current Quarter
	services						
3.10.23	Less: Broker service fees						
3.10.23.1	- Broker fees						
3.10.23.2	- Other distribution costs paid to brokers						
3.10.24	Less: Administration expenses						
3.10.25	Less: Nett impairment losses: Trade and other receivables						
3.10.26	Net healthcare result						
3.10.27	Less: Nett impairment losses: Other (specify)						
3.10.28	Other investment income						
3.10.29	Other realised and unrealised gains/(losses)						
3.10.30	Other income (specify)						
3.10.31	Own facility surplus/(deficit)						
3.10.32	Less: Other expenses (specify)						
3.10.33	Less: Finance costs						
3.10.34	Less: Investment management fees						
3.10.35	Less: Operating expenses on rental of investment property						
3.10.36	Surplus/(Deficit) for the year						
3.10.37	- Number of members at the end of the period	2.1.2 Consolidated Total Members	2.1.2 Consolidated Total Members			2.1.2 Per Option Members	2.1.2 Per Option Members
3.10.38	- Number of beneficiaries at the end of the period	2.1.2 Consolidated Total Beneficiaries	2.1.2 Consolidated Total Beneficiaries			2.1.2 Per Option Beneficiaries	2.1.2 Per Option Beneficiaries

Initials of Principal Officer: _____

Medical Scheme:
Ref No.:
Financial Year End:



Please provide the reasons if gross contributions are zero:

Please provide reasons for any outstanding claims (under)/over provision which is more than 10% of the previous year's provision:

Why do the broker fees per average member per month exceed the statutory limit of R 78.66 (incl VAT)?

Why do the broker fees exceed the statutory limit of 3.42% of gross contributions?

Blank document

Initials of Principal Officer: _____



PART 3.11 SURPLUS/(DEFICIT) FROM OPERATIONS PER BENEFIT OPTION *BUDGET*

		Consolidated	January	February	March	April	May	June	July	August	September	October	November	December
		R	R	R	R	R	R	R	R	R	R	R	R	R
3.11.1	Gross contributions													
3.11.2	Less: Savings contributions													
3.11.3	Risk contribution income													
3.11.4	Less: Relevant healthcare expenditure													
3.11.4.1	Nett claims incurred in respect of risk carried by the scheme (including claims incurred in respect of commercial reinsurance contracts)													
3.11.4.2	Premiums/ fees paid (Capitation fees)													
3.11.5	Nett income/(expense) on commercial reinsurance contracts													
3.11.6	Less: Managed care: management services													
3.11.7	Less: Broker service fees													
3.11.7.1	- Broker fees													
3.11.7.2	- Other distribution costs paid to brokers													
3.11.8	Less: Administration expenses													
3.11.9	Less: Nett impairment losses: Trade and other receivables													
3.11.10	Net healthcare result													



PART 3.11 SURPLUS/(DEFICIT) FROM OPERATIONS PER BENEFIT OPTION *BUDGET*

		Consolidated	January	February	March	April	May	June	July	August	September	October	November	December
		R	R	R	R	R	R	R	R	R	R	R	R	R
3.11.11	Less: Nett impairment losses: Other (specify)													
3.11.12	Other investment income													
3.11.13	Other realised and unrealised gains/(losses)													
3.11.14	Other income (specify)													
3.11.15	Own facility surplus/(deficit)													
3.11.16	Less: Other expenses (specify)													
3.11.17	Less: Finance costs													
3.11.18	Less: Investment management fees													
3.11.19	Less: Operating expenses on rental of investment property													
3.11.20	Surplus/(Deficit) for the year													
3.11.21	<i>Balance at the beginning of the year:</i>													
3.11.21.1	- As previously reported		2013 Annual Return - part 7.1.5 current year column											
3.11.21.2	- Prior year adjustment													
3.11.22	<i>Transfer to/(from)</i>													



PART 3.11 SURPLUS/(DEFICIT) FROM OPERATIONS PER BENEFIT OPTION *BUDGET*

		Consolidated	January	February	March	April	May	June	July	August	September	October	November	December
		R	R	R	R	R	R	R	R	R	R	R	R	R
	<i>accumulated funds</i>													
3.11.22.1	- Due to amalgamation													
3.11.22.2	- Due to re-measurement of investments and property, plant and equipment													
3.11.22.3	- Other transfers													
3.11.23	Other (specify)													
3.11.24	Balance at the end of the year													
3.11.25	Number of members at the end of the period													
3.11.26	Number of beneficiaries at the end of the period													

Reasons provided for unlocking:

Initials of Principal Officer: _____



PART 3.11 SURPLUS/(DEFICIT) FROM OPERATIONS PER BENEFIT OPTION BUDGET

		Per benefit option	January	February	March	April	May	June	July	August	September	October	November	December
		R	R	R	R	R	R	R	R	R	R	R	R	R
3.11.1	Gross contributions													
3.11.2	Less: Savings contributions													
3.11.3	<i>Risk contribution income</i>													
3.11.4	Less: <i>Relevant healthcare expenditure</i>													
3.11.4.1	<i>Nett claims incurred in respect of risk carried by the scheme (including claims incurred in respect of commercial reinsurance contracts)</i>													
3.11.4.2	<i>Premiums/ fees paid (Capitation fees)</i>													
3.11.5	Nett income/(expense) on commercial reinsurance contracts													
3.11.6	Less: Managed care: management services													
3.11.7	Less: <i>Broker service fees</i>													



PART 3.11 SURPLUS/(DEFICIT) FROM OPERATIONS PER BENEFIT OPTION *BUDGET*

		Per benefit option	January	February	March	April	May	June	July	August	September	October	November	December
		R	R	R	R	R	R	R	R	R	R	R	R	R
3.11.7.1	- Broker fees													
3.11.7.2	- Other distribution costs paid to brokers													
3.11.8	Less: Administration expenses													
3.11.9	Less: Nett impairment losses: Trade and other receivables													
3.11.10	Net healthcare result													
3.11.11	Less: Nett impairment losses: Other (specify)													
3.11.12	Other investment income													
3.11.13	Other realised and unrealised gains/(losses)													
3.11.14	Other income (specify)													
3.11.15	Own facility surplus/(deficit)													
3.11.16	Less: Other expenses (specify)													
3.11.17	Less: Finance													

Medical Scheme:
Ref No.:
Financial Year End:



PART 3.11 SURPLUS/(DEFICIT) FROM OPERATIONS PER BENEFIT OPTION *BUDGET*

		Per benefit option	January	February	March	April	May	June	July	August	September	October	November	December
		R	R	R	R	R	R	R	R	R	R	R	R	R
	costs													
3.11.18	Less: Investment management fees													
3.11.19	Less: Operating expenses on rental of investment property													
3.11.20	Surplus/(Deficit) for the year													
3.11.21	Number of members at the end of the period													
3.11.22	Number of beneficiaries at the end of the period													

Initials of Principal Officer: _____

Medical Scheme:
Ref No.:
Financial Year End:



PART 4 INCOME STATEMENT

PART 4.1 INCOME STATEMENT ACTUAL

		Year to date	Current quarter
		R	R
4.1.1	Gross contributions	3.10.1 YTD Gross contributions	3.10.1 Current Quarter Gross contributions
4.1.2	Less: Savings contributions	3.10.2 YTD Less: Savings contributions	3.10.2 Current Quarter Less: Savings contributions
4.1.3	<i>Risk contribution income</i>		
4.1.4	<i>Relevant healthcare expenditure</i>	3.10.19 YTD Relevant healthcare expenditure	3.10.19 Current Quarter Relevant healthcare expenditure
4.1.5	Gross healthcare result		
4.1.6	Nett income/(expense) on commercial reinsurance contracts	3.10.21 YTD Net income/(expense) on commercial reinsurance contracts	3.10.21 Current Quarter Net income/(expense) on commercial reinsurance contracts
4.1.7	Less: Managed care: management services	3.10.22 YTD Less: Managed care: management services	3.10.22 Current Quarter Less: Managed care: management services
4.1.8	Less: Broker service fees	3.10.23.1 YTD Less: Broker service fees + 3.10.23.2 YTD Less: Broker service fees	3.10.23.1 Current Quarter Less: Broker service fees + 3.10.23.2 Current Quarter Less: Other distribution costs
4.1.9	Less: Administration expenses	3.10.24 YTD Less: Administration expenses	3.10.24 Current Quarter Less: Administration expenses
4.1.10	Less: Nett impairment losses: Trade and other receivables	3.10.25 YTD Less: Nett impairment losses: Trade and other receivables	3.10.25 Current Quarter Less: Nett impairment losses: Trade and other receivables
4.1.11	Net healthcare result		
4.1.12	Less: Nett impairment losses: Other (specify)	3.10.27 YTD Less: Nett impairment losses: Other (specify)	3.10.27 Current Quarter Less: Nett impairment losses: Other (specify)
4.1.13	Other investment income	3.10.28 YTD Other investment income	3.10.28 Current Quarter Other investment income
4.1.14	Other realised and unrealised gains/(losses)	3.10.29 YTD Other realised and unrealised gains/(losses)	3.10.29 Current Quarter Other realised and unrealised gains/(losses)
4.1.15	Other income (specify)	3.10.30 YTD Other income (specify)	3.10.30 Current Quarter Other income (specify)
4.1.16	Own facility surplus/(deficit)	3.10.31 YTD Own facility surplus/(deficit)	3.10.31 Current quarter Own facility surplus/(deficit)
4.1.17	Less: Other expenses (specify)	3.10.32 YTD Less: Other expenses (specify)	3.10.32 Current Quarter Less: Other expenses (specify)
4.1.18	Less: Finance costs	3.10.33 YTD Less: Finance costs	3.10.33 Current Quarter Less: Finance costs
4.1.19	Less: Investment management fees	3.10.34 YTD Less: Investment management fees	3.10.34 Current Quarter Less: Investment management fees
4.1.20	Less: Operating expenses on rental of investment property	3.10.35 YTD Less: Operating expenses on rental of investment property	3.10.35 Current Quarter Less: Operating expenses on rental of investment property

Initials of Principal Officer: _____

Medical Scheme:
Ref No.:
Financial Year End:



PART 4.1
INCOME STATEMENT
ACTUAL

4.1.21	Surplus/(Deficit) for the year		
4.1.22	Consolidation results		
4.1.23	Surplus/(Deficit) for the year after consolidation		
4.1.24	Projected annual gross contributions		

Please provide more information on how the projected annual gross contribution was calculated:

Initials of Principal Officer: _____



PART 4.2 INCOME STATEMENT PRIOR YEAR'S ACTUAL

		YTD per 2013 annual return	Total	January	February	March	April	May	June	July	August	September	October	November	December
		R	R	R	R	R	R	R	R	R	R	R	R	R	R
4.2.1	Gross contributions	2013 Annual Return - part 6.1.1 Current year column		2013 Annual Return - part 6.2.1 January	2013 Annual Return - part 6.2.1 February	2013 Annual Return - part 6.2.1 March	2013 Annual Return - part 6.2.1 April	2013 Annual Return - part 6.2.1 May	2013 Annual Return - part 6.2.1 June	2013 Annual Return - part 6.2.1 July	2013 Annual Return - part 6.2.1 August	2013 Annual Return - part 6.2.1 September	2013 Annual Return - part 6.2.1 October	2013 Annual Return - part 6.2.1 November	2013 Annual Return - part 6.2.1 December
4.2.2	Less: Savings contributions	2013 Annual Return - part 6.1.2 Current year column		2013 Annual Return - part 6.2.2 January	2013 Annual Return - part 6.2.2 February	2013 Annual Return - part 6.2.2 March	2013 Annual Return - part 6.2.2 April	2013 Annual Return - part 6.2.2 May	2013 Annual Return - part 6.2.2 June	2013 Annual Return - part 6.2.2 July	2013 Annual Return - part 6.2.2 August	2013 Annual Return - part 6.2.2 September	2013 Annual Return - part 6.2.2 October	2013 Annual Return - part 6.2.2 November	2013 Annual Return - part 6.2.2 December
4.2.3	<i>Risk contribution income</i>														
4.2.4	<i>Less: Relevant healthcare expenditure</i>	2013 Annual Return - part 6.1.4 Current year column		2013 Annual Return - part 6.2.4 January	2013 Annual Return - part 6.2.4 February	2013 Annual Return - part 6.2.4 March	2013 Annual Return - part 6.2.4 April	2013 Annual Return - part 6.2.4 May	2013 Annual Return - part 6.2.4 June	2013 Annual Return - part 6.2.4 July	2013 Annual Return - part 6.2.4 August	2013 Annual Return - part 6.2.4 September	2013 Annual Return - part 6.2.4 October	2013 Annual Return - part 6.2.4 November	2013 Annual Return - part 6.2.4 December
4.2.5	Gross healthcare result														
4.2.6	Nett income/(expense) on commercial reinsurance contracts	2013 Annual Return - part 6.1.6 Current year column		2013 Annual Return - part 6.2.6 January	2013 Annual Return - part 6.2.6 February	2013 Annual Return - part 6.2.6 March	2013 Annual Return - part 6.2.6 April	2013 Annual Return - part 6.2.6 May	2013 Annual Return - part 6.2.6 June	2013 Annual Return - part 6.2.6 July	2013 Annual Return - part 6.2.6 August	2013 Annual Return - part 6.2.6 September	2013 Annual Return - part 6.2.6 October	2013 Annual Return - part 6.2.6 November	2013 Annual Return - part 6.2.6 December



PART 4.2 INCOME STATEMENT PRIOR YEAR'S ACTUAL

		YTD per 2013 annual return	Total	January	February	March	April	May	June	July	August	September	October	November	December
		R	R	R	R	R	R	R	R	R	R	R	R	R	R
4.2.7	Less: Managed care: management services	2013 Annual Return - part 6.1.7 Current year column		2013 Annual Return - part 6.2.7 January	2013 Annual Return - part 6.2.7 February	2013 Annual Return - part 6.2.7 March	2013 Annual Return - part 6.2.7 April	2013 Annual Return - part 6.2.7 May	2013 Annual Return - part 6.2.7 June	2013 Annual Return - part 6.2.7 July	2013 Annual Return - part 6.2.7 August	2013 Annual Return - part 6.2.7 September	2013 Annual Return - part 6.2.7 October	2013 Annual Return - part 6.2.7 November	2013 Annual Return - part 6.2.7 December
4.2.8	Broker service fee														
4.2.8.1	Less: Broker service fees	2013 Annual Return - part 6.1.8.1 Current year column		2013 Annual Return - part 6.2.8.1 January	2013 Annual Return - part 6.2.8.1 February	2013 Annual Return - part 6.2.8.1 March	2013 Annual Return - part 6.2.8.1 April	2013 Annual Return - part 6.2.8.1 May	2013 Annual Return - part 6.2.8.1 June	2013 Annual Return - part 6.2.8.1 July	2013 Annual Return - part 6.2.8.1 August	2013 Annual Return - part 6.2.8.1 September	2013 Annual Return - part 6.2.8.1 October	2013 Annual Return - part 6.2.8.1 November	2013 Annual Return - part 6.2.8.1 December
4.2.8.2	Less: Other distribution costs	2013 Annual Return - part 6.1.8.2 Current year column		2013 Annual Return - part 6.2.8.2 January	2013 Annual Return - part 6.2.8.2 February	2013 Annual Return - part 6.2.8.2 March	2013 Annual Return - part 6.2.8.2 April	2013 Annual Return - part 6.2.8.2 May	2013 Annual Return - part 6.2.8.2 June	2013 Annual Return - part 6.2.8.2 July	2013 Annual Return - part 6.2.8.2 August	2013 Annual Return - part 6.2.8.2 September	2013 Annual Return - part 6.2.8.2 October	2013 Annual Return - part 6.2.8.2 November	2013 Annual Return - part 6.2.8.2 December
4.2.9	Less: Administration expenses	2013 Annual Return - part 6.1.9 Current year column		2013 Annual Return - part 6.2.9 January	2013 Annual Return - part 6.2.9 February	2013 Annual Return - part 6.2.9 March	2013 Annual Return - part 6.2.9 April	2013 Annual Return - part 6.2.9 May	2013 Annual Return - part 6.2.9 June	2013 Annual Return - part 6.2.9 July	2013 Annual Return - part 6.2.9 August	2013 Annual Return - part 6.2.9 September	2013 Annual Return - part 6.2.9 October	2013 Annual Return - part 6.2.9 November	2013 Annual Return - part 6.2.9 December
4.2.10	Nett impairment losses: Trade and other receivables	2013 Annual Return - part 6.1.10 Current year column		2013 Annual Return - part 6.2.10 January	2013 Annual Return - part 6.2.10 February	2013 Annual Return - part 6.2.10 March	2013 Annual Return - part 6.2.10 April	2013 Annual Return - part 6.2.10 May	2013 Annual Return - part 6.2.10 June	2013 Annual Return - part 6.2.10 July	2013 Annual Return - part 6.2.10 August	2013 Annual Return - part 6.2.10 September	2013 Annual Return - part 6.2.10 October	2013 Annual Return - part 6.2.10 November	2013 Annual Return - part 6.2.10 December

Medical Scheme:
Ref No.:
Financial Year End:



PART 4.2 INCOME STATEMENT *PRIOR YEAR'S ACTUAL*

		YTD per 2013 annual return	Total	January	Februar y	March	April	May	June	July	August	September	October	November	December
		R	R	R	R	R	R	R	R	R	R	R	R	R	R
4.2.11	Net healthcare result														
4.2.12	Nett impairment losses: Other (specify)	2013 Annual Return - part 6.1.12 Current year column													
4.2.13	Other investment income	2013 Annual Return - part 6.1.13 Current year column													
4.2.14	Less: Investment management fees	2013 Annual Return - part 6.1.14 Current year column													
4.2.15	Less: Operating expenses on rental of investment property	2013 Annual Return - part 6.1.15 Current year column													
4.2.16	Other realised and unrealised gains/(losses)	2013 Annual Return - part 6.1.16 Current year column													
4.2.17	Other income (specify)	2013 Annual Return - part 6.1.17 Current year column													
4.2.18	Own facility surplus/(deficit)	2013 Annual Return - part 6.1.18 Current year column													
4.2.19	Less: Other expenses (specify)	2013 Annual Return - part 6.1.19 Current year column													

Initials of Principal Officer: _____

Medical Scheme:
Ref No.:
Financial Year End:



PART 4.2 INCOME STATEMENT PRIOR YEAR'S ACTUAL

		YTD per 2013 annual return	Total	January	Februar y	March	April	May	June	July	August	September	October	November	December
		R	R	R	R	R	R	R	R	R	R	R	R	R	R
4.2.20	Less: Finance costs	2013 Annual Return - part 6.1.20 Current year column													
4.2.21	Surplus/(Deficit) for the year														
4.2.22	<i>Balance at the beginning of the year:</i>														
4.2.22.1	- As previously reported	2013 Annual Return - part 7.1.1.1 Current year column		2013 Annual Return - part 7.1.1.1 Current year column											
4.2.22.2	- Prior year adjustment	2013 Annual Return - part 7.1.1.2 Current year column													
4.2.23	<i>Transfer to/(from) accumulated funds</i>														
4.2.23.1	- Due to amalgamation	2013 Annual Return - part 7.1.3.1 Current year column													
4.2.23.2	- Due to re- measurement of investments and property, plant and equipment	2013 Annual Return - part 7.1.3.2 Current year column													

Initials of Principal Officer: _____

Medical Scheme:
Ref No.:
Financial Year End:



PART 4.2 INCOME STATEMENT PRIOR YEAR'S ACTUAL

		YTD per 2013 annual return	Total	January	Februar y	March	April	May	June	July	August	September	October	November	December
		R	R	R	R	R	R	R	R	R	R	R	R	R	R
4.2.23.3	- Other transfers	2013 Annual Return - part 7.1.3.3 Current year column													
4.2.24	Other	2013 Annual Return - part 7.1.4 Current year column													
4.2.25	Balance at the end of the year														

Initials of Principal Officer: _____

Medical Scheme:
Ref No.:
Financial Year End:



PART 5.1 ACCUMULATED FUNDS

		Previous quarter	Current quarter	Year to date
		R	R	R
5.1.1	<i>Balance at the beginning of the year:</i>			
5.1.1.1	- As previously reported		Q1 = 2013 Annual Return - part 7.1.5 Current year column; Q2 - Q4: line 5.1.5 previous quarter column.	2013 Annual Return - part 7.1.5 Current year column
5.1.1.2	- Prior year adjustment			
5.1.2	Surplus/(Deficit) for the year		4.1.21 Current Quarter Surplus/(Deficit) for the year before consolidation	4.1.21 YTD Surplus/(Deficit) for the year before consolidation
5.1.3	<i>Transfer to/(from) accumulated funds</i>			
5.1.3.1	- Due to amalgamation			
5.1.3.2	- Due to re-measurement and property, plant and equipment			
5.1.3.3	- Other transfers (specify)			
5.1.4	Other (specify)			
5.1.5	Balance at the end of the period			

Please provide the reasons for any prior year adjustment:

Initials of Principal Officer: _____

Medical Scheme:
Ref No.:
Financial Year End:



PART 6 BALANCE SHEET

		Previous Quarter R	Current Quarter R
6.1	ASSETS		
6.1.1	Non-current assets		
6.1.1.1	Land & Buildings (specify)		
6.1.1.2	Plant & Equipment		
6.1.1.3	Investments		
6.1.1.4	Other non-current assets (specify)		
6.1.2	Current assets		
6.1.2.1	Inventories		
6.1.2.2	Trade and other receivables		3.2.18 Current Quarter Total trade and other receivables
6.1.2.3	Investments		
6.1.2.4	Cash and cash equivalents		
6.1.2.5	Personal medical savings account trust investment		7.1.6 Current Quarter Total Investments at the end of the period
6.1.2.6	Other current assets (specify)		
6.1.3	Total assets		
6.2	FUNDS AND LIABILITIES		
6.2.1	Members' funds		
6.2.1.1	Accumulated funds		5.1.5 Current Quarter Balance at the end of the period
6.2.1.2	Revaluation Reserve - Investments		
6.2.1.3	Revaluation Reserve - Property, plant and equipment		
6.2.1.4	Reserves set aside for specific purposes (specify)		
6.2.1.5	Other reserves (specify)		
6.2.1.6	Minority interest		
6.2.2	Non-current liabilities		
6.2.2.1	Borrowings		
6.2.2.2	Other non-current liabilities (specify)		
6.2.3	Current liabilities		
6.2.3.1	Personal medical savings account trust liability		7.2.17 Total Balance of Personal medical savings account trust liability at the end of the period
6.2.3.2	Trade and other payables		3.3.15 Current Quarter Total trade and other payables
6.2.3.3	Outstanding claims provision		3.3.9 Current Quarter Provision for outstanding claims at the end of the period + 3.3.14 Current Quarter Provision for outstanding claims at the end of the period
6.2.4	Total funds and liabilities		

Please indicate when the scheme obtained approval from Council to directly or indirectly borrow money, as is required by section 35(6)(c) of the Medical Schemes Act.

Initials of Principal Officer: _____

Medical Scheme:
Ref No.:
Financial Year End:



PART 7.1 PERSONAL MEDICAL SAVINGS ACCOUNT TRUST INVESTMENTS

	Description	Current Quarter
		R
7.1.1	Call accounts	
7.1.2	Current accounts	
7.1.3	Fixed deposits	
7.1.4	Other (specify)	
7.1.5	Less: Transfer of assets due to amalgamation during the year	
7.1.6	Total investments at the end of the period	
7.1.7	Reconciling items (specify)	
7.1.8	Balance of personal medical savings accounts trust liability at the end of the period	7.2.17 Total column 'Balance of personal medical savings accounts trust liability at the end of the period (credit balance)'

Initials of Principal Officer: _____

Medical Scheme:
Ref No.:
Financial Year End:



PART 7.2 PERSONAL MEDICAL SAVINGS ACCOUNT TRUST LIABILITY

		Total
		R
7.2.1	Balance on savings plan liability at the beginning of the year (credit balance)	4.5.1.17 - 2013 annual return - Savings plan liability credit balance at the end of the year
7.2.2	Prior year adjustment	
7.2.3	Less: Advances on savings plan accounts	4.5.1.16 * - 1 - 2013 annual return - Advances on savings plan accounts included in accounts receivable
7.2.4	Balance on savings plan liability at the beginning of the year (net balance)	
7.2.5	Savings contributions received or receivable	
7.2.5.1	- For the current year	3.10.2 *-1 - Less: Consolidated Year to Date – Less: Savings contributions
7.2.5.2	- Received in advance	
7.2.5.3	- Allocated to settle prior year advances	
7.2.6	Transfers from other schemes	
7.2.7	Savings plan liabilities transferred to/(from) the scheme upon amalgamation	
7.2.8	Interest paid on savings plan accounts	
7.2.9	Less: Transfers to other schemes	
7.2.10	Less: Claims paid on behalf of members	
7.2.11	Less: Administration expenses	3.6.40 Year to date column - Less: Administration expenses recoverable from savings plan accounts
7.2.12	Less: Bank charges and investment management fees incurred	
7.2.13	Less: Refunds on death or resignation	
7.2.14	Other (specify)	
7.2.15	Net balance at the end of the year	
7.2.16	Add: Advances on savings plan accounts	
7.2.17	Balance of personal medical savings account trust liability at the end of the period (credit balance)	
7.2.18	Ageing of personal medical savings account trust liability at the end of the period	
7.2.18.1	Current Members	
7.2.18.2	Resigned members	
7.2.18.2.1	- 0 - 6 months	
7.2.18.2.2	- 6 months + (per member)	Number of members
7.2.18.2.2.1	<= R100	
7.2.18.2.2.2	> R100 and <= R500	
7.2.18.2.2.3	>R500 and <= R1000	
7.2.18.2.2.4	>R1000 and <= R2000	
7.2.18.2.2.5	>R2000 and <= R5000	
7.2.18.2.2.6	>R5000 and <= R10000	
7.2.18.2.2.7	>R10000	

Initials of Principal Officer: _____

Medical Scheme:
Ref No.:
Financial Year End:



PART 7.2 PERSONAL MEDICAL SAVINGS ACCOUNT TRUST LIABILITY

		Total
		R
Please provide reasons for any prior year adjustments:		
What procedures are in place to follow-up on members that need to be refunded?		

Blank document

Initials of Principal Officer: _____

Medical Scheme:
Ref No.:
Financial Year End:



PART 8.1 GENERAL ASSUMPTIONS USED IN THE BUDGET

	Description	Consolidated	Per benefit option
		%	%
8.1.1	Contribution increase		
8.1.2	Claims increase		
8.1.3	Managed care: healthcare expenses (capitation fee)		
8.1.4	Membership growth		
8.1.5	<i>Non-health expenditure</i>		
8.1.5.1	Administration fees		
8.1.5.2	Other administration costs		
8.1.5.3	Managed care: management services		
8.1.5.4	Broker fees		
8.1.5.5	Investment return		
8.1.5.6	Other (specify)		
8.1.6	Reserve building		

Reasons for any decreases and/or increases greater than 10%:

Initials of Principal Officer: _____

Medical Scheme:
Ref No.:
Financial Year End:



PART 9 MINIMUM ACCUMULATED FUNDS TO BE MAINTAINED BY A MEDICAL SCHEME IN TERMS OF REGULATION 29

PART 9.1 CUMULATIVE NETT GAIN ON RE-MEASUREMENT OF PROPERTIES AND INVESTMENTS

		Year to Date
		R
9.1.1	Balance at beginning of period	2013 Annual Return - line 10.1.9
9.1.2	Net gains/(losses) on revaluation of investments and property, plant and equipment included in the income statement	3.7.4 Year to date Unrealised gains/(losses) on revaluation of investment property + 3.7.5 Year to date Net gains/(losses) on revaluation of investments carried at fair value through the statement of comprehensive income +5.1.3.2 Year to date - Due to re-measurement and property, plant and equipment
9.1.3	Impairment losses and reversal of impairment losses on revaluation of investments and property, plant and equipment included in the income statement	
9.1.4	Realisation of cumulative gains or losses recognised in the income statement on disposal of investments	
9.1.5	Realisation of assets upon amalgamation during the year	
9.1.6	Other (specify)	
9.1.7	Cumulative net gain on revaluation of investments and property, plant and equipment included in the income statement	

Initials of Principal Officer: _____

Medical Scheme:
Ref No.:
Financial Year End:



PART 9.2 SOLVENCY RATIO

		R
9.2.1	Total members' funds per balance sheet	6.2.1 Current Quarter Members' funds
9.2.2	Less: Unrealised non-distributable reserve	IF 6.2.1.2 Current Quarter Revaluation Reserve - Investments + 6.2.1.3 Revaluation Reserve - Property plant and equipment is >0, then = 6.2.1.2 Current Quarter Revaluation Reserve - Investments + 6.2.1.3 Revaluation Reserve - Property plant and equipment*-1
9.2.3	Less: Funds set aside for specific purposes	6.2.1.4 Current Quarter Reserves set aside for specific purposes (specify)
9.2.4	Less: Cumulative net gains on revaluation of investments and property, plant and equipment included in the income statement	9.1.7 - Cumulative net gain on revaluation of investments and Property, plant and equipment included in the income statement > 0 *-1; however if 9.2.2 < 0 AND 9.1.7 < 0 then 9.2.4 = 9.1.7 *-1, limited to 9.2.2 *-1
9.2.5	Less: Specific Assets Encumbered for third party liabilities	3.8.2 Suretyship Total + 3.8.2 Encumbered Total
9.2.6	Add: Sub-ordinated loan as approved by the Council	
9.2.7	Total nett assets	
9.2.8	TOTAL NETT ASSETS	9.2.7 Total net assets
9.2.9	ANNUALISED GROSS CONTRIBUTIONS	4.1.24 Projected annual gross contributions
9.2.10	SOLVENCY RATIO	%

Reason box:
Please indicate the reasons for not meeting the 25% statutory solvency:
How many days was the solvency less than 25%?
When was/will the business plan be submitted to the Council for Medical Schemes (in terms of section 35 (11) and Regulation 30(4))?

Initials of Principal Officer: _____

VALIDATION RULES FOR THE 2014 QUARTERLY STATUTORY RETURN:

Part	Description	Validation rule words
2.1	Members per option should be > 1.	Part 2.1: Please provide the reasons, should the number of members be zero for any option.
2.1	Adult dependants per option should be > 1.	Part 2.1: Please provide the reasons, should the number of adult dependants be zero for any option.
2.1	Child dependants per option should be > 1.	Part 2.1: Please provide the reasons, should the number of child dependants be zero for any option.
2.1	Total principle members should be > 6 000 members for open schemes.	Part 2.1: Please provide the reasons, and actions to be taken, should the principle members be less than 6 000 members.
2.2	The consolidated cumulative total for male and female in Part 2.2. must agree with the consolidated total of beneficiaries in part 2.1.2.	Part 2.2: The cumulative total for the consolidated males and females does not agree with the consolidated total beneficiaries in part 2.1.2.
2.2	The total beneficiaries per option for male and female in Part 2.2.20 must agree with the total beneficiaries per option in part 2.1.2.	Part 2.2 The cumulative total beneficiaries per option (both males and females) does not agree with the total beneficiaries per option in part 2.1.2.
2.2	Total males and females for any option should be >1.	Part 2.2: Please provide the reasons, should the number of males or females be zero for any option.
2.3	2.5.3 - beneficiaries less: 2.1.2 - Beneficiaries (2010 annual return) = 2.3.1's "Number of new members transferring from other schemes" column + "Number of new members not transferring from other schemes" column + "Number of new dependants transferring from other schemes" column + "Number of new dependants not transferring from other schemes" column - "Number of Members Leaving the Scheme" column - "Number of Dependants Leaving the Scheme" column.	The Quarter 1 member movement in Part 2.3 does not agree with the beneficiary movement from Previous Year December to March as captured in Part 2.5 of the return.
2.3	2.5.6 - beneficiaries less: 2.5.3 - Beneficiaries = 2.3.2's "Number of new members transferring from other schemes" column + "Number of new members not transferring from other schemes" column + "Number of new dependants transferring from other schemes" column + "Number of new dependants not transferring from other schemes" column - "Number of Members Leaving the Scheme" column - "Number of Dependants Leaving the Scheme" column.	The Quarter 2 member movement in Part 2.3 does not agree with the beneficiary movement from March to June as captured in Part 2.5 of the return.
2.3	2.5.9 - beneficiaries less: 2.5.6 - Beneficiaries = 2.3.3's "Number of new members transferring from other schemes" column + "Number of new members not transferring from other schemes" column + "Number of new dependants transferring from other schemes" column + "Number of new dependants not transferring from other schemes" column - "Number of Members Leaving the Scheme" column - "Number of Dependants Leaving the Scheme" column.	The Quarter 3 member movement in Part 2.3 does not agree with the beneficiary movement from June to September as captured in Part 2.5 of the return.
2.3	2.5.12 - beneficiaries less: 2.5.9 - Beneficiaries = 2.3.4's "Number of new members transferring from other schemes" column + "Number of new members not transferring from other schemes" column + "Number of new dependants transferring from other schemes" column + "Number of new dependants not transferring from other schemes" column - "Number of Members Leaving the Scheme" column - "Number of Dependants Leaving the Scheme" column.	The Quarter 4 member movement in Part 2.3 does not agree with the beneficiary movement from September to December Current Year as captured in Part 2.5 of the return.
2.4	"Number of New Beneficiaries to whom General Waiting Periods were Imposed", both columns line 2.4.20 > 0.	Part 2.4: Please provide reasons why no general waiting periods were imposed.
2.4	"Number of New Beneficiaries to whom Pre-existing Condition Exclusions were Imposed" both columns line 2.5.20 > 0.	Part 2.4: Please provide reasons why no pre-existing condition exclusions were imposed.
2.4	Number of New Beneficiaries to whom General Waiting Periods were Imposed" both columns line 2.4.20 > 0.	Part 2.4: Please provide reasons why no late joiner penalties were imposed.
2.5	Members per month should be > 1.	Part 2.5: Please provide the reasons should the number of members be zero in any month.
2.5	Adult dependants per month should be > 1.	Part 2.5: Please provide the reasons should the number of adult dependants be zero in any month.
2.5	Child dependants per month should be > 1.	Part 2.5: Please provide the reasons should the number of child dependants be zero in any month.
2.6	The total members in part 2.6.11 should agree with the consolidated members in part 2.1.2.	Part 2.6: The total members in part 2.6.11 does not agree with the consolidated total members in part 2.1.2.
2.6	The total adult dependants in part 2.6.11 should agree with the consolidated adult dependants in part 2.1.2.	Part 2.6: The total adult dependants in part 2.6.11 does not agree with the consolidated total adult dependants in part 2.1.2.
2.6	The total child dependants in part 2.6.11 should agree with the consolidated child dependants in part 2.1.2.	Part 2.6: The total child dependants in part 2.6.11 does not agree with the consolidated total child dependants in part 2.1.2.
2.6	Scheme has not completed any tick boxes for how the scheme is collecting member data.	Part 2.6: Please indicate how the scheme is collecting member data for the completion of this part.

VALIDATION RULES FOR THE 2014 QUARTERLY STATUTORY RETURN:

Part	Description	Validation rule words
2.6	Scheme has not completed any tick boxes for how the scheme is collecting adult dependant data.	Part 2.6: Please indicate how the scheme is collecting adult dependant data for the completion of this part.
2.6	Scheme has not completed any tick boxes for how the scheme is collecting child dependant data.	Part 2.6: Please indicate how the scheme is collecting child dependant data for the completion of this part.
3.1	Total assets in Part 3.1 should agree to assets in Part 6 less Trade and other receivables and Personal medical savings account trust investment	Part 3.1: Total assets (line 3.1.9) current quarter must agree with part 6.1.3 - Total assets (current quarter column) less 6.1.2.2 Trade and other receivables and (less) 6.1.2.5 Personal medical savings account trust investment (current quarter columns).
3.2	There are values in 3.2.1.2; 3.2.1.3; 3.2.1.4; or 3.2.1.5.	Part 3.2.1: Please indicate whether the scheme has any agreements in place with employers / members to pay their contributions after 3 days of it becoming due and also indicate the remedial actions taken by the scheme where contributions were received after three days of it becoming due.
3.2	There are values in 3.2.1.2; 3.2.1.3; 3.2.1.4; or 3.2.1.5.	Part 3.2.1: Please indicate the remedial actions taken by the scheme where contributions were received after three days of it becoming due.
3.2	3.2.12.1 Administrator > 0.	Part 3.2.12.1: What is the nature of/reasons for the amount owed by the administrator?
3.2	3.2.12.2 Reinsurer (other than claim recoveries) > 0.	Part 3.2.12.2: What is the nature of/reasons for the amount owed by reinsurers (other than claim recoveries)?
3.2	3.2.12.3 Managed care organisations (other than claim recoveries) > 0.	Part 3.2.12.3: What is the nature of/reasons for the amount owed by managed care organisations (other than claim recoveries)?
3.2	3.2.12.4 Brokers > 0.	Part 3.2.12.4: What is the nature of/reasons for the amount owed by brokers?
3.2	3.2.12.5 Other related parties (specify) > 0.	Part 3.2.12.5: What is the nature of/reasons for the amount owed by other related parties?
3.3	3.3.6.1 > (3.6.2 YTD column/(Q1 = 3; Q2 = 6; Q3 = 9; Q4 = 12)).	Part 3.3.6.1: Administration fees owed is larger than the average fees per month.
3.3	If 3.3.6.3 > (-3.10.23.1 YTD column/(Q1 = 3; Q2 = 6; Q3 = 9; Q4 = 12)).	Part 3.3.6.3: Broker fees owed is larger than the average fees per month.
3.3	3.3.6.4 > ((-4.1.7 YTD column + 3.10.17.1 YTD column)/(Q1 = 3; Q2 = 6; Q3 = 9; Q4 = 12)).	Part 3.3.6.4: Fees owed to managed care organisations are larger than the average fees per month.
3.3	3.3.9 > (4.1.1 YTD column/(Q1 = 3; Q2 = 6; Q3 = 9; Q4 = 12)).	Part 3.3.9: Unallocated deposits are larger than average gross contributions per month.
3.3	Third party administered (selected in part 1) and 3.3.10 > R0.	Part 3.3.10: In respect of which employees are the post retirement benefits due?
3.3	3.3.5 - Bank Overdraft + 3.3.7 - Current portion of non-current borrowings >0.	Part 3.3: Please indicate whether the scheme obtained approval from Council to directly or indirectly borrow money, as is required by section 35(6)(c) of the Medical Schemes Act.
3.4	If 3.4.21 > R0, and 3.4.1 to 3.4.20 = R0)	Part 3.4: Why are the managed care: management services fees not broken down into the different types of services delivered?
3.5.1	(3.5.1.1 + 3.5.1.2)/3.5.1.1 > 50% or < -50% per contract	Part 3.5.1: Please provide the basis for the calculation of the estimated claims recoveries in respect of related risk transfer arrangements per contract.
3.6	3.6.17 YTD + 3.6.32 YTD = 0.	Part 3.6: Kindly provide the reasons why no fidelity or professional indemnity insurance was accounted for in the current year?
3.6	3.6.9 > 0, no co-administrator in Part 1.1	Part 3.6: Kindly provide information on the nature of the co-administration services rendered to the scheme, including the name of the provider.
3.8	3.8.2 Guarantees > R0, or 3.8.2 Suretyships > R0, or 3.8.2 Encumbered > R0, or if 3.8.2 Other > R0.	Part 3.8: Were the guarantees, suretyship for third party liabilities or encumbered assets approved by Council?
3.9	"No" in "Was the transaction/balances at year-end at -arms-length?" column in any of the lines (created or supplied)	Part 3.9: If the transactions/balances at year-end were not at arms length, the reason box must be completed.
3.10	If 3.10.31 <=0 then 3.10.4.7 must be completed.	The scheme has completed part 3.10.31 (own facility surplus/(deficit)) but part 3.10.4.7 has not been completed.
3.10	If part 3.10.10 (Consolidated YTD column) <=0 then part 3.10.4.2 + 3.10.4.5 (Consolidated YTD column) must be <= 0.	The scheme had a provision for outstanding claims at the end of the previous period (3.10.10); however, part 3.10.4.2 and/or part 3.10.4.5 have not been completed.
3.10	If 3.10.15 < 0, then 3.10.12.2 > 0.	Part 3.10: Although the scheme had a provision for outstanding claims in respect of related risk transfer arrangements at the end of the previous period in line 3.10.15, no payments in respect of this provision were accounted for in line 3.10.12.2.
3.10	3.10.10's consolidated current quarter total = 3.10.10 consolidated year to date total.	Q1 only validation: Part 3.10.10's consolidated current quarter total should agree with the consolidated year to date total.

VALIDATION RULES FOR THE 2014 QUARTERLY STATUTORY RETURN:

Part	Description	Validation rule words
3.10	3.10.15 consolidated current quarter total should agree with the consolidated year to date total.	Q1 only validation: Part 3.10.15's consolidated current quarter total should agree with the consolidated year to date total.
3.10	3.10.22 - Consolidated total Current Quarter Managed care: Management services *-1 = 3.4.22 Total - Managed care: management services.	Part 3.10.22 - Consolidated total Current Quarter Managed care: Management services *-1 must agree with part 3.4.22 Total - Managed care: management services.
3.10	3.10.24 - Consolidated total YTD Administration expenses *-1 = part 3.6.41 YTD Administration expenses.	Part 3.10.24 - Consolidated total YTD Administration expenses *-1 must agree with part 3.6.41 YTD Administration expenses.
3.10	3.10.29 - Consolidated total YTD Other realised and unrealised gains/(losses) = 3.7.7 YTD Total realised and unrealised gains/(losses)	Part 3.10.29 - Consolidated total YTD Other realised and unrealised gains/(losses) must agree with part 3.7.7 YTD Total realised and unrealised gains/(losses)
3.10	3.10.17 Consolidated total Current Quarter =3.5.1.4 Consolidated total Net (income)/expense on other risk transfer arrangements	Part 3.10.17 Consolidated total Current Quarter Net (income)/expense on other risk transfer arrangements must agree with 3.5.1.4 Consolidated total Net (income)/expense on other risk transfer arrangements
3.10	3.10.17.1 Consolidated total current quarter Premiums/fees paid (Capitation fees) = 3.5.1.1 - Consolidated total current quarter Premiums/fees paid (Capitation fees)	Part 3.10.17.1 Consolidated total Current Quarter Premiums/fees paid (Capitation fees) must agree with 3.5.1.1 - Consolidated total Premiums/fees paid (Capitation fees)
3.10	3.10.17.2 - Consolidated total Current Quarter Less: Estimated claims recoveries = 3.5.1.2 - Consolidated total Claims recoveries in respect of related risk transfer arrangements	Part 3.10.17.2 - Consolidated total Current Quarter Less: Estimated claims recoveries must agree with 3.5.1.2 - Consolidated total Claims recoveries in respect of related risk transfer arrangements
3.10	Part 3.10.17.3 Consolidated total Current Quarter Other = 3.5.1.3 Consolidated total Other	Part 3.10.17.3 Consolidated total Current Quarter Other must agree with 3.5.1.3 Consolidated total Other
3.10	3.10.21 Consolidated total Current Quarter Net income/(expense) from commercial reinsurance arrangements = 3.5.2.7 Consolidated total Net income/(expense) from commercial reinsurance arrangements	Part 3.10.21 Consolidated total Current Quarter Net income/(expense) from commercial reinsurance arrangements must agree with 3.5.2.7 Consolidated total Net income/(expense) from commercial reinsurance arrangements
3.10	YTD consolidated column 3.10.1 = 0.	Part 3.10: Please provide the reasons if the gross contributions are zero.
3.10	YTD Consolidated column $((((3.10.4.2+3.10.4.5)+3.10.10)/3.10.10) > 10\%$ or YTD Consolidated column $((((3.10.4.2+3.10.4.5)+3.10.10)/43.10.10) < -10\%$	Part 3.10: Please provide reasons for any outstanding claims (under)/over provision which is more than 10% of the previous year's provision.
3.10	3.10.23.1 / (Q1 = 3; Q2 = 6; Q3 = 9; Q4 = 12) / 2.5.14 (Members) > R78.66 (incl VAT).	Part 3.10: The broker fees per average member per month exceeds the statutory limit of R78.66 (incl VAT).
3.10	3.10.23.1 consolidated YTD column > (3.10.1 consolidated YTD column x 3.42%).	Part 3.10: The broker fees exceeds the statutory limit of 3.42% of gross contributions.
3.11	Validation rule for Q1 only: If the following lines in part 3.11 are not completed for all twelve months (per benefit option), then the return should not validate: 3.11.1 / 3.11.4 / 3.11.8 / 3.11.21 / 3.11.22.	Part 3.11 is not completed per option, for all twelve months.
3.11	3.11.24 - Balance at the end of the year (Consolidated YTD) column = 3.11.24 (Consolidated December column).	3.11.24 - Balance at the end of the year (Consolidated YTD) column must agree with part 3.11.24 (Consolidated December column).
3.11	3.11.21 (per benefit option) - Any month total < 1	Part 3.11: Monthly member figures were not supplied.
3.11	3.11.22 (per benefit option) - Any month total < 1	Part 3.11: Monthly beneficiary figures were not supplied.
4.1	4.1.24 not = 1) Line 4.1.1 YTD + (Q1 part 3.11 columns April to December; Q2 part 3.11 columns July - December; Q3 part 3.11 columns October - December; Q4 zero); OR 2) Line 4.1.1 YTD / (Q1: 3; Q2: 6; Q3: 9; Q4: 12) x 12; OR 3) Line 4.1.1 YTD + (Q1 part 4.2 columns April to December; Q2 part 4.2 columns July to December; Q3 part 4.2 columns October to December; Q4 zero) +/- 1.0%	Part 4.1: Please provide more information on how the projected annual gross contributions was calculated.
4.1	Part 4.1.24 Projected annual gross contributions < 1.	Part 4.1.24 should be greater than zero.
4.2	4.2.12 "Per the 2013 annual return" = 4.2.12 "Total" column	Part 4.2.12 "Per the 2013 annual return" column should agree with the "Total" column
4.2	4.2.13 "Per the 2013 annual return" = 4.2.13 "Total" column	Part 4.2.13 "Per the 2013 annual return" column should agree with the "Total" column
4.2	4.2.14 "Per the 2013 annual return" = 4.2.14 "Total" column	Part 4.2.14 "Per the 2013 annual return" column should agree with the "Total" column
4.2	4.2.15 "Per the 2013 annual return" = 4.2.15 "Total" column	Part 4.2.15 "Per the 2013 annual return" column should agree with the "Total" column
4.2	4.2.16 "Per the 2013 annual return" = 4.2.16 "Total" column	Part 4.2.16 "Per the 2013 annual return" column should agree with the "Total" column
4.2	4.2.17 "Per the 2013 annual return" = 4.2.17 "Total" column	Part 4.2.17 "Per the 2013 annual return" column should agree with the "Total" column
4.2	4.2.18 "Per the 2013 annual return" = 4.2.18 "Total" column	Part 4.2.18 "Per the 2013 annual return" column should agree with the "Total" column
4.2	4.2.19 "Per the 2013 annual return" = 4.2.19 "Total" column	Part 4.2.19 "Per the 2013 annual return" column should agree with the "Total" column

VALIDATION RULES FOR THE 2014 QUARTERLY STATUTORY RETURN:		
Part	Description	Validation rule words
4.2	4.2.20 "Per the 2013 annual return" = 4.2.20 "Total" column	Part 4.2.20 "Per the 2013 annual return" column should agree with the "Total" column
4.2	4.2.22.1 "Per the 2013 annual return" = 4.2.22.1 "Total" column	Part 4.2.22.1 "Per the 2013 annual return" column should agree with the "Total" column
4.2	4.2.22.2 "Per the 2013 annual return" = 4.2.22.2 "Total" column	Part 4.2.22.2 "Per the 2013 annual return" column should agree with the "Total" column
4.2	4.2.23.1 "Per the 2013 annual return" = 4.2.23.1 "Total" column	Part 4.2.23.1 "Per the 2013 annual return" column should agree with the "Total" column
4.2	4.2.23.2 "Per the 2013 annual return" = 4.2.23.2 "Total" column	Part 4.2.23.2 "Per the 2013 annual return" column should agree with the "Total" column
4.2	4.2.23.3 "Per the 2013 annual return" = 4.2.23.3 "Total" column	Part 4.2.23.3 "Per the 2013 annual return" column should agree with the "Total" column
4.2	4.2.24 "Per the 2013 annual return" = 4.2.24 "Total" column	Part 4.2.24 "Per the 2013 annual return" column should agree with the "Total" column
4.2	4.2.25 "Per the 2013 annual return" = 4.2.25 "Total" column	Part 4.2.25 "Per the 2013 annual return" column should agree with the "Total" column
5	5.1.1.2 Current Quarter >0	Part 5: Please provide the reasons for any prior year adjustment
6	6.1.3 - Total assets (current quarter column) = 6.2.4 - Total funds and liabilities (current quarter column)	Part 6.1.3 - Total assets (current quarter column) must agree with part 6.2.4 - Total funds and liabilities (current quarter column).
6	6.1.3 -Total assets (previous quarter column) = 6.2.4 - Total funds and liabilities (previous quarter column)	Part 6.1.3 - Total assets (previous quarter column) must agree with part 6.2.4 - Total funds and liabilities (previous quarter column).
6	6.2.2.1 Borrowings >0.	Part 6.1: Please indicate whether the scheme obtained approval from Council to directly or indirectly borrow money, as is required by section 35(6)(c) of the Medical Schemes Act.
7.1	Part 7.1: 7.1.8 - Balance of personal medical savings accounts trust liability at the end of the period = 7.1.6 - Total Investments at the end of the period + 7.1.7 - Reconciling items (specify)	Part 7.1: 7.1.8 - Balance of personal medical savings accounts trust liability at the end of the period = 7.1.6 - Total Investments at the end of the period + 7.1.7 - Reconciling items (specify)
7.2	7.2.17 = 7.2.18	Part 7.2: 7.2.17 - Balance of personal medical savings accounts trust liability at the end of the period (credit balance) = 7.2.18 - Ageing of personal medical savings accounts trust liability at the end of the period
7.2	7.2.2 > 0	Part 7.2: Please provide reasons for any prior year adjustments
7.2	7.2.18.2.2 > 0	Part 7.2: What procedures are in place to follow-up on members that need to be refunded
7.2	Part 7.2.18.2.2.1: <R100 Total/ >R100 no. of members < 100	Part 7.2.18.2.2.1 must be less than or equal to R100 per member
7.2	Part 7.2.18.2.2.2: >R100 and <R500 Total/ >R100 and <R500 no. of members > 100 and <= 500	Part 7.2.18.2.2.2 must be more than R100 and less than or equal to R500 per member
7.2	Part 7.2.18.2.2.3: >R500 and <R1000 Total/ >R500 and <R1000 no. of members > 500 and <= 1000	Part 7.2.18.2.2.3 must be more than R500 and less than or equal to R1000 per member
7.2	Part 7.2.18.2.2.4: >R1000 and <R2000 Total/ >R1000 and <R2000 no. of members > 1000 and <= 2000	Part 7.2.18.2.2.4 must be more than R1000 and less than or equal to R2000 per member
7.2	Part 7.2.18.2.2.5: >R2000 and <R5000 Total/ >R2000 and <R5000 no. of members > 2000 and <= 5000	Part 7.2.18.2.2.5 must be more than R2000 and less than or equal to R5000 per member
7.2	Part 7.2.18.2.2.6: >R5000 and <R10000 Total/ >R5000 and <R10000 no. of members > 5000 and <= 10000	Part 7.2.18.2.2.6 must be more than R5000 and less than or equal to R10000 per member
7.2	Part 7.2.18.2.2.7: >R10000 Total/ >R10000 no. of members > 10000	Part 7.2.18.2.2.6 must be more than R10000 per member
8.1	Columns Consolidated and Per benefit option and lines 8.1.1 - 8.1.7 = 0.	Part 8.1 was not completed.
8.1	Consolidated column's % value in one of lines (8.1.1 - 8.1.4 or 8.1.5.1 - 8.1.7) > 10% or <-10%.	Part 8.1: Please indicate the reasons for any decreases and/or increases greater than 10%.
9.2	If the solvency ratio in part 9.2.10 < 25%, then the reason box should be completed.	Part 9.2: Please indicate the reasons for not meeting the 25% statutory solvency.
9.2	Reason box should appear when the scheme has selected > 90 days in the 2nd reason box.	Part 9.2: When was/will the business plan be submitted to the Council for Medical Schemes (in terms of section 35 (11) and Regulation 30(4))?

Quarterly Statutory Returns 2014

Changes to 2013 Return and
Common problem areas



Changes to 2013 Return

- Part 1: CEO of administrator/co-administer now required
- Part 3.1 Investments
 - Part is now more in line with the Act and Annual Return
 - No longer a split between Long Term and Short Term Investments. Schemes are required to do own split on balance sheet
 - Additional drop downs e.g. Shares and Bonds
 - Foreign investments – disclose per institution
 - Derivatives – no longer require split between cash, property, shares and debentures, only disclose per institution



Changes to 2013 Return

- Part 3.2 New reason boxes
 - Recoveries older than 120 days are a significant portion of total recoveries
 - Reasons for any credit balances
 - If all debtors older than 120 days are not provided for
- Part 3.3
 - Line 3.3.9 Unallocated deposits is now split between Current and > 30 days
 - New reason boxes
 - For unallocated deposits older than 30 days
 - Amounts owing to member in line 3.3.8
 - For any debit balances



Changes to the 2013 Return

- Part 3.5.1
 - New Reason box
 - Claim recoveries = 0 per contract line 3.5.1.2
- Part 6:
 - No pull throughs for cash and investments (due to Part 3.1 changes)
 - Reason box now activates for any borrowings in 6.2.2



Changes to the 2013 Return

- Part 7.1
 - New line to account for any amalgamations during the year
 - Reconciliation now required between the Personal Medical Savings Investment and Liability by providing details of reconciling items
- Part 7.2
 - Savings balances owed to resigned members older than 6 months: Detailed breakdown of amounts owing per member now required.



Common problem areas

- Extension requests – schemes omitting to plan properly for signing of the return.
- Investments – Part 3.1
 - Split the portfolio between the relevant categories in Part 3.1 (i.e. use the look-through principle).
 - Underlying assets of portfolios, unit trusts and policies of insurance (not provided by the asset managers).
 - Annexure B – categories (Refer back to Act when completing).
 - “Other” – not for existing line items.
 - Please also refer to Published Guidelines to assist in this regard.
 - Investment schedules to be detailed and provide all information as per schedules received from the asset managers.



Common problem areas

- Misallocations still noted in Part 3.2, Part 3.3, Part 3.4 and Part 3.6. Where provision is made for a specific item, it should not be placed under "Other".
- Part 3.9 Related party transactions
 - Complete disclosure of all transactions required.
 - Consistent reporting in all quarters.
- Part 3.10
 - Reason box on under/overprovision of >10% misunderstood, under/overprovision of previous year should be explained not the current quarter provision
- Part 3.11 Budgets
 - Realistic and reliable budgets
 - Items of Non health expenditure should be comparable to actual
 - Submission of accurate member and beneficiary figures



Common problem areas

- Part 9.1 – Schemes should identify and reconcile the closing balance in line 9.1.7 with the actual relevant investments to ensure accuracy.
- Part 9.2 – Schemes with solvency below 25% should accurately indicate whether it has been below 25% for longer than 90 days.



Electronic Signatures

Benefits of electronic signatures



Legal Summary – ECT Act of 2002

Section 14 – You may have an electronic original as long as the integrity is assured

Section 15 – Data is rebuttable evidence and the evidential will be established by considering the reliability and integrity of the process and how the identity of the initiator was established

Section 13 – Advanced Electronic Signatures must be used where the law requires a signature, but where your convention is to rely on a signature, this may be any electronic signature that conveys acceptance and has evidential weight

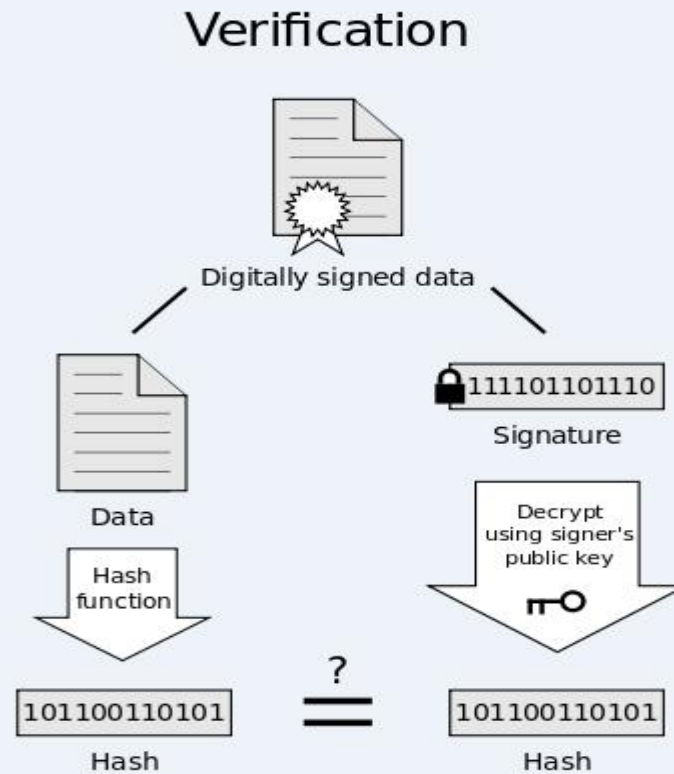
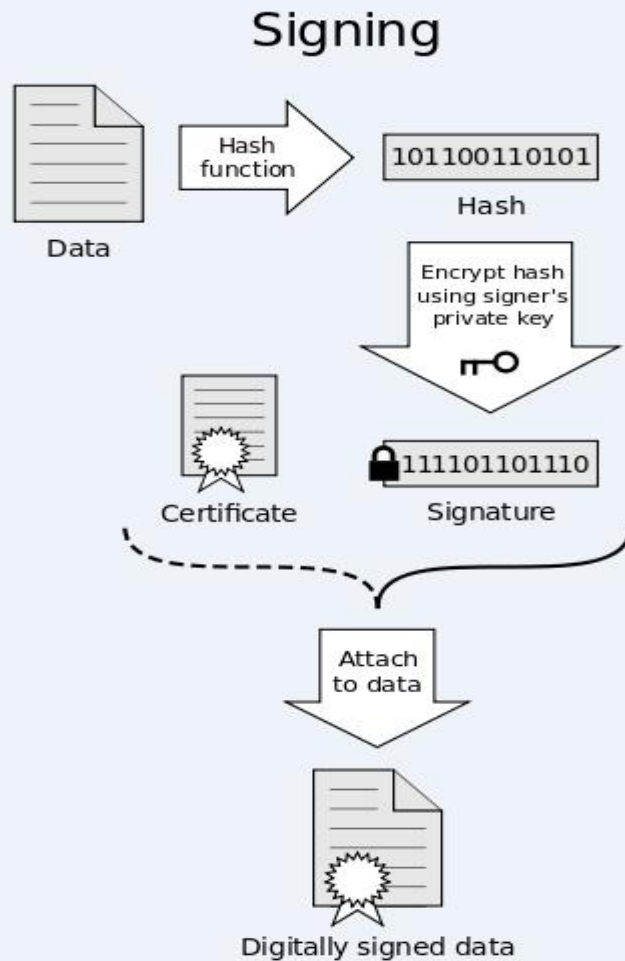


Legal Summary – NCA Act of 2005

Chapter 1 – Interpretation, Purpose and Application of Act

- (3) If a provision of this Act requires a document to be signed or initialed by a party to a credit agreement, that signing or initialing may be effected by use of -
- (a) an advanced electronic signature, as defined in the Electronic Communications Act, 2002 (Act No. 25 of 2002); or
 - (b) an electronic signature as defined in the Electronic Communications Act, 2002 (Act No. 25 of 2002), provided that-
 - (i) the electronic signature is applied by each party in the physical presence of the other party or an agent of the party; and
 - (ii) the credit provider must take reasonable measures to prevent the use of the consumer's electronic signature for any purpose other than the signing or initialing of the particular document that the consumer intended to sign or initial.

How it works



If the hashes are equal, the signature is valid.

The Cost

- This cost needs to be budgeted for, by the scheme.



Next Steps

- 2014 annual returns and 2015 quarterly returns
- Survey
- Circular



ASR changes and updates: Non-financial sections

07 March 2014



Contents

- Background
- Demographics
- Utilisation
- Prevalence data
- Prevalence data-SRM
- Process Indicators
- Benefits paid
 - Medical devices : OOH
- DTPs



Background

- Monitor trends in the environment
- Provide influential strategic advice and support for the development and implementation of strategic health policy
 - *Section 7 (e) mandates "collection and dissemination of information about performance of private health care".*
 - *Section 7 (c) "...making recommendations to the Minister on criteria for the measurement of quality and outcomes of the relevant health services provided for by medical schemes...."*
- Monitor cost drivers in order to develop cost containment strategies.



Section 2.3: Demographics

- Age analysis of beneficiaries
 - **Part 2.3.1 Age Analysis of Beneficiaries**
 - **Part 2.3.2 Age Analysis of Members**
- It is important to note that the age of the member/beneficiary should be calculated as at **1 January of the financial year**
- This information should be provided on an option level, split between male and female beneficiaries.



Section 2.6: Utilisation

Should be based on the service date unless otherwise stated.

– The total number of visits :

calculated as the total number of unique claims by the main member and their dependants on the scheme, therefore a unique billing practice for a unique service date for a unique entity number.

Proxy for primary health care services .



Section 2.6 Utilisation (Conti...)

Should be based on settlement data unless otherwise stated. Hospital admissions (event)

- All claims data (no matter from whether it is paid or where from e.g. risk, MSA etc. are all included) is extracted.
- This is then grouped by year based on claim consolidate date for the reporting period. Claims consolidate date, is the date on which the claim is finalised for payment.
- Claims, where the hospital cost is less than R300 are excluded from the hospital admissions, as they are assumed to be out-of-hospital or emergency room claims.



Section 2.7.1

Number of beneficiaries with CDL conditions: prevalence

- Section 2.7.1 replaces section 2.7 of previous years; thus reporting should be the same as in previous years.
- The prevalence of conditions on the Chronic Diseases List (CDL) is based on schemes' criteria.
- In instances where a beneficiary has multiple conditions, each condition should be counted separately.



Section 2.7.2: Number of beneficiaries with CDL conditions: SRM criteria

- The submission of Schemes Risk Measurement (SRM) data is a voluntary process, thus the collection of this data through the annual statutory returns will ensure that all medical schemes comply with this requirement.
- Section 2.7.2 is requested as part of the return to test the possibility of consolidating returns.
- This is likely to improve data quality
 - (comparison analysis between 2.7.1 and 2.7.2)



Section 2.7.2 (Conti...)

- Medical schemes must apply the SRM Entry & Verification (E&V) criteria to identify beneficiaries with listed chronic conditions.
- Not all beneficiaries registered for CDL conditions will be eligible for inclusion.
- Conditions set out in the E&V criteria require that beneficiaries be on ongoing treatment.



Section 2.7.2 (Conti.)

Number of beneficiaries with CDL conditions: SRM

- The average number of beneficiaries who meet the E&V criteria should be included in the return. The number of beneficiaries with a CDL condition will never be greater than the number listed in 2.7.1.
- The SRM return has two parts, “Count” and “Prevalence” data. In this section of the return, schemes are required to submit only the “Prevalence” data as defined in the SRM E&V criteria.
- The main difference between the “Prevalence” submitted through SRM grids and the annual statutory returns process is that, in the latter process, schemes are required to submit the average number of beneficiaries for the benefit year (i.e. January – December) who meet the E&V criteria.



Section 2.7.3:

Number of screening tests or procedures performed: SRM criteria

- Identify and count all screening tests and procedures performed on beneficiaries with CDL conditions identified using the SRM E&V criteria in a benefit year.
- A beneficiary with three screening tests will be counted three times. The total number of screening tests and/or procedures can exceed the total number of beneficiaries.
- A procedure must be counted against each relevant condition, even in a case where only one procedure was done.



Section 3.6:

Analysis of out-of-hospital costs:

- Claims paid in an out-of-hospital setting where consumables, equipment, and procedures were claimed during an authorised episode of care during the reporting period.
- Codes of the National Pharmaceutical Product Index (NAPPI) should be used to identify consumables; tariff codes should be used to identify expenditure on equipment and procedures.
- The 6-digit NAPPI codes for surgicals / consumables start with 1 / 4 / 5 / 6; these should be used to determine consumable



Section 3.8:

PMB expenditure in & out of hospital by DTP

- A PMB claim that is not linked to a CDL condition (as identified through the E&V criteria) must be allocated to a relevant DTP.
- To ensure correct allocation of costs, medical schemes must use the authorisation data (primary ICD-10 codes, secondary ICD-10 codes, and tariff codes) in addition to ICD-10 codes to classify the claims into one or more DTPs.
- Schemes must ensure that they do not duplicate the claims cost across different DTPs.



Section 3.8: (Conti...)

PMB expenditure in & out of hospital by DTP

- The dagger-asterisk combination codes must be flagged on your system so that you can identify which codes must be combined. Schemes will need to combine the codes if your system does not do it.
- Please note that Phase 4.1 of the ICD-10 implementation will be implemented on 01 July 2014 and this include compliance with the dagger-asterisk combinations.
- See ICD-10 publications on NDoH website – www.doh.gov.za



Section 3.9: PMB expenditure in and out of hospital by CDL

- This section refers to PMB expenditure in and out of hospital by CDL conditions.
- A PMB claim that is associated with a CDL condition (as identified through the E&V criteria) must be allocated to a relevant CDL condition.

Section 3.9: (Conti...)

PMB expenditure in and out of hospital by CDL

- Where there are duplications in the ICD-10 codes, schemes must use the authorisation data (primary ICD-10 codes, secondary ICD-10 codes, and tariff codes) to classify the claims into one or more CDLs.
- Schemes must ensure that they do not duplicate the claims cost across different CDLs.



Data quality issues: Illustrative example 1

CMS COUNCIL FOR MEDICAL SCHEMES

Home | Contact Us | Statutory Return | Print | Validate | Submit | Help | LogOut

Part 8 Part 9 Part 10 Part 11

Part 1 Part 2 Part 3 Part 4 Part 5 Part 6 Part 7

Part 2.1 Part 2.2 Part 2.3 Part 2.4.1 Part 2.4.2 Part 2.5 Part 2.6 Part 2.7 Part 2.8 Part 2.9 Part 2.10 Part 2.11 Part 2.12 Part 2.13 Part 2.14 Part 2.15

2.6.2.10	Number of CT scans administered	6,156	28,068
2.6.2.11	Number of pregnancies	1,815	1,154
2.6.2.12	Number of births	1,815	1,154
2.6.2.13	Number of live births	519	558
2.6.2.14	Number of caesarean sections performed	1,296	598
2.6.2.15	Number of births to women between 12 and 18 years	52	43
2.6.2.16	Number of mammograms paid for	2,819	3,149
2.6.2.17	Number of pap smears paid for	7,419	0
2.6.2.18	Number of deaths	22	16
2.6.2.19	Number of beneficiaries receiving PET scans	16	0
2.6.2.20	Number of PET scans administered	16	0
2.6.2.21	Number of beneficiaries receiving angiograms	661	0
2.6.2.22	Number of angiograms administered	694	0
2.6.2.23	Number of beneficiaries receiving bone density scans	1,219	0
2.6.2.24	Number of bone density scans administered	1,229	0
2.6.2.25	Number of total days in hospital for beneficiaries	81,862	79,613

COUNCIL FOR MEDICAL SCHEMES

Concluding remarks

- Recommend close collaboration between Clinical risk units and BI at scheme/administrator level
 - Better interpretation and capturing
- CMS strive to improve data quality
 - Move towards developing standards
 - Collaborative process with stakeholders
 - Engage in other forums such as ITAP committees,



Thank you!

